



# **ARKANSAS DEPARTMENT OF HEALTH**

**Renee Mallory, RN, BSN**  
**Secretary of Health**

**Jennifer Dillaha, MD**  
**Director**

## **Viral Respiratory Diseases Weekly Report** **2025-2026**

---

**Week Ending Saturday 11/29/2025**

---

**Austin Porter III, DrPH**  
Chief Science Officer  
State Epidemiologist

**Sarah Labuda, MD**  
Medical Director, Immunizations and Child Health Programs  
Deputy State Epidemiologist

**Prepared by:**

**Haytham Safi, MD**  
Epidemiology Supervisor\Expert  
Influenza Surveillance Coordinator  
[Haytham.Safi@Arkansas.gov](mailto:Haytham.Safi@Arkansas.gov)  
501-661-2920

**December 4, 2025**

The Arkansas Department of Health (ADH) produces a Weekly Viral Respiratory Diseases Report for clinicians. The report provides information on Influenza, COVID-19 and Respiratory Syncytial Virus (RSV) activity in the state. The report also compares activities in Arkansas to the U.S. ADH receives reports of only a fraction of COVID-19 cases and flu cases since it only requires reports of flu hospitalizations, deaths, and outbreaks. RSV is not a reportable disease in Arkansas. Therefore, it is important to understand that the information in the weekly update is representative of the timing and location of activity, but it does not reflect the overall disease burden. It is presumed that there are many more people actually affected than the report shows. Clinicians and policymakers may find the report helpful in terms of communicating to colleagues and patients about the current status of viral respiratory diseases in the state and nationwide.

### **Report Key Points for Week 48:**

- Arkansas reported “Minimal” or 2 out of 13 for the Influenza-Like-Illness (ILI) activity level indicator determined by data reported to ILINet.
- Outpatient visits for ILI reported through ILINet from the Sentinel Providers were at 2.15%.
- No average school absenteeism rate last week among public schools due to holidays.
- This flu season, no influenza outbreaks have been reported from nursing homes or other congregate setting institutions.

### **Resources where you can view other Arkansas and national data, report flu:**

**You can report flu year-round and view the Influenza-Like-Illness Dashboard and Viral Respiratory Disease Weekly Report during the influenza season at:**

<http://www.healthy.arkansas.gov/programs-services/topics/influenza>.

**You can also access the reporting website directly at:**

<https://FluReport.ADH.Arkansas.gov>.

**CDC - Seasonal influenza (Flu) - Weekly Report:**

<https://www.cdc.gov/fluview/index.html>

**CDC - FluView interactive:**

<https://www.cdc.gov/fluview/overview/fluview-interactive.html>

**CDC - Viral Respiratory Diseases Summary:**

[https://www.cdc.gov/respiratory-viruses/data/activity-levels.html#cdc\\_data\\_surveillance\\_section\\_1-summary](https://www.cdc.gov/respiratory-viruses/data/activity-levels.html#cdc_data_surveillance_section_1-summary)

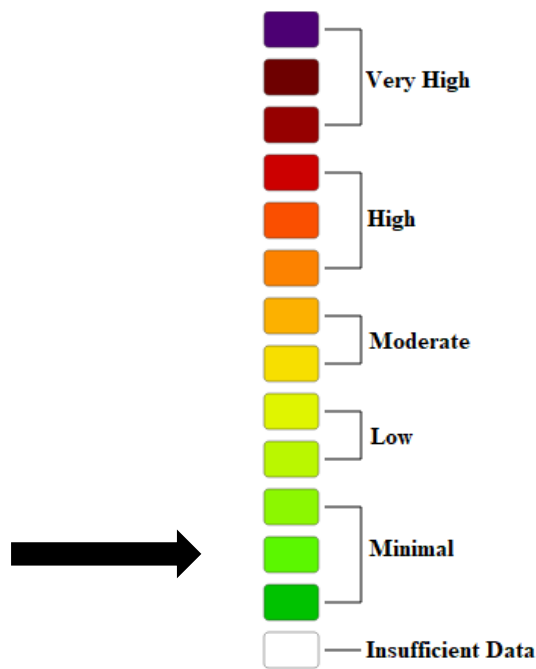
**CDC - Other respiratory viruses:** visit the national respiratory and enteric virus surveillance system (NREVSS):

<https://www.cdc.gov/surveillance/nrevss/index.html>

**World Health Organization (WHO):** For additional national and international influenza and other respiratory diseases information:

<https://www.who.int/tools/flunet>

## Weekly Arkansas ILI Intensity Level Reported by Sentinel Providers

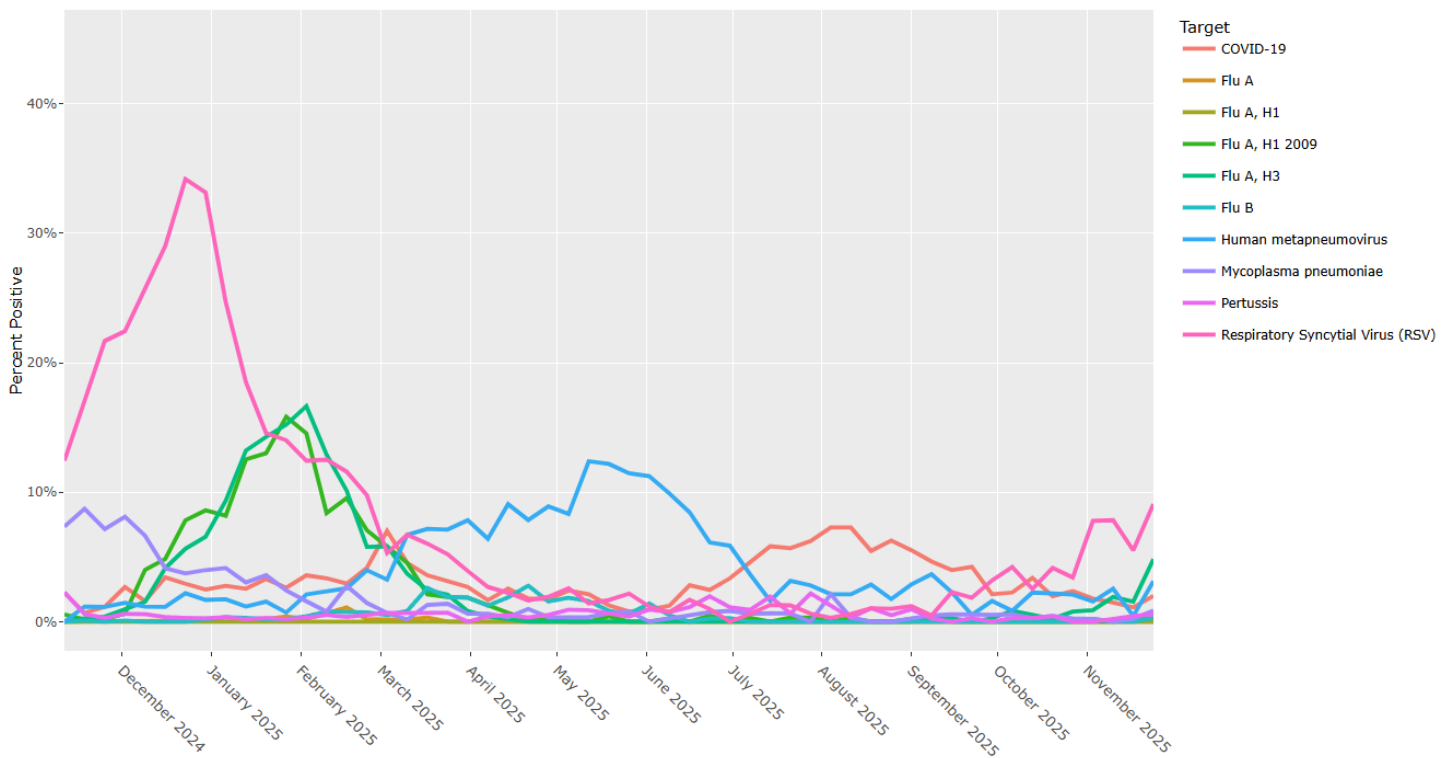


## Lab Confirmed Influenza Cases

Reported flu cases reflect only a portion of the actual numbers of flu cases in the state.

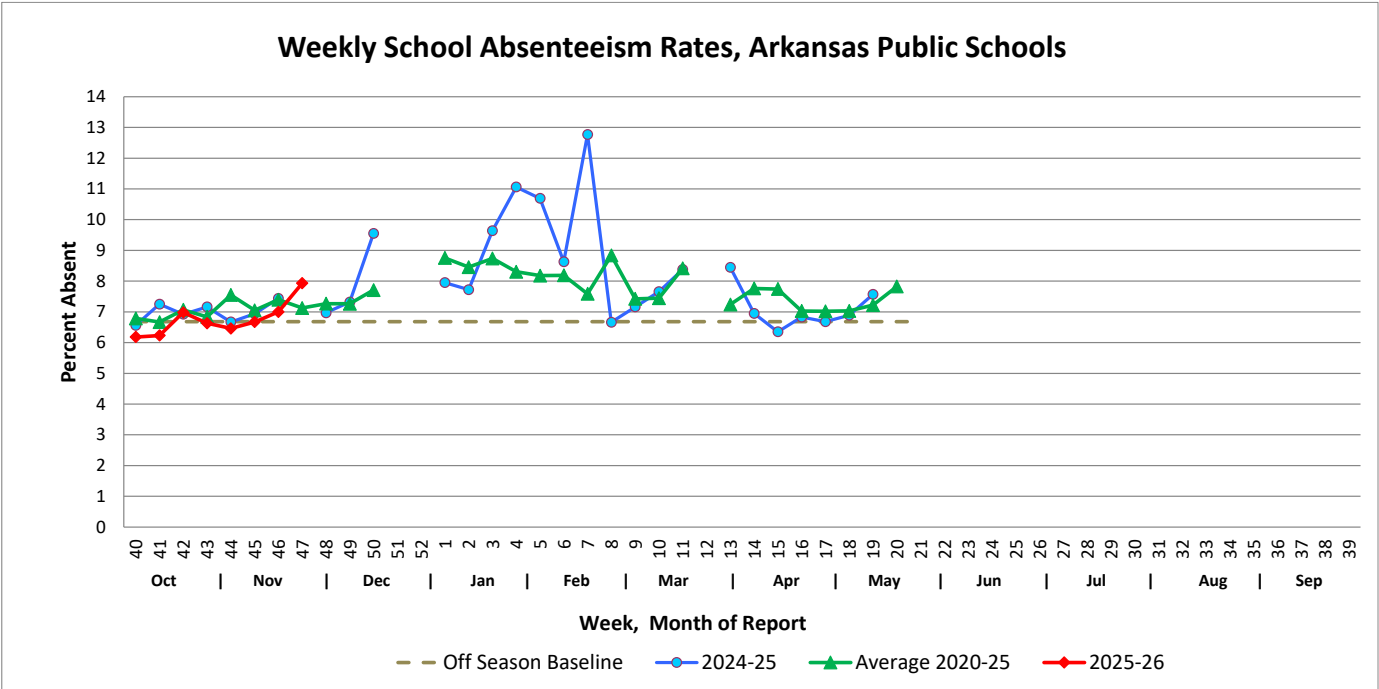
Tests	Week 48	Cumulative Cases Since 09/28/2025
Flu A+	76	503
Flu B+	13	271
Flu A and B	1	13
Flu B/Victoria	0	0
Flu B/ Yamagata	0	0
Flu A, H1N1+	0	2
Flu A, H3+	3	6
Flu A, H5+	0	0
Total	93	795

## Respiratory Diseases Trend in Children seen at Arkansas Children's Hospitals

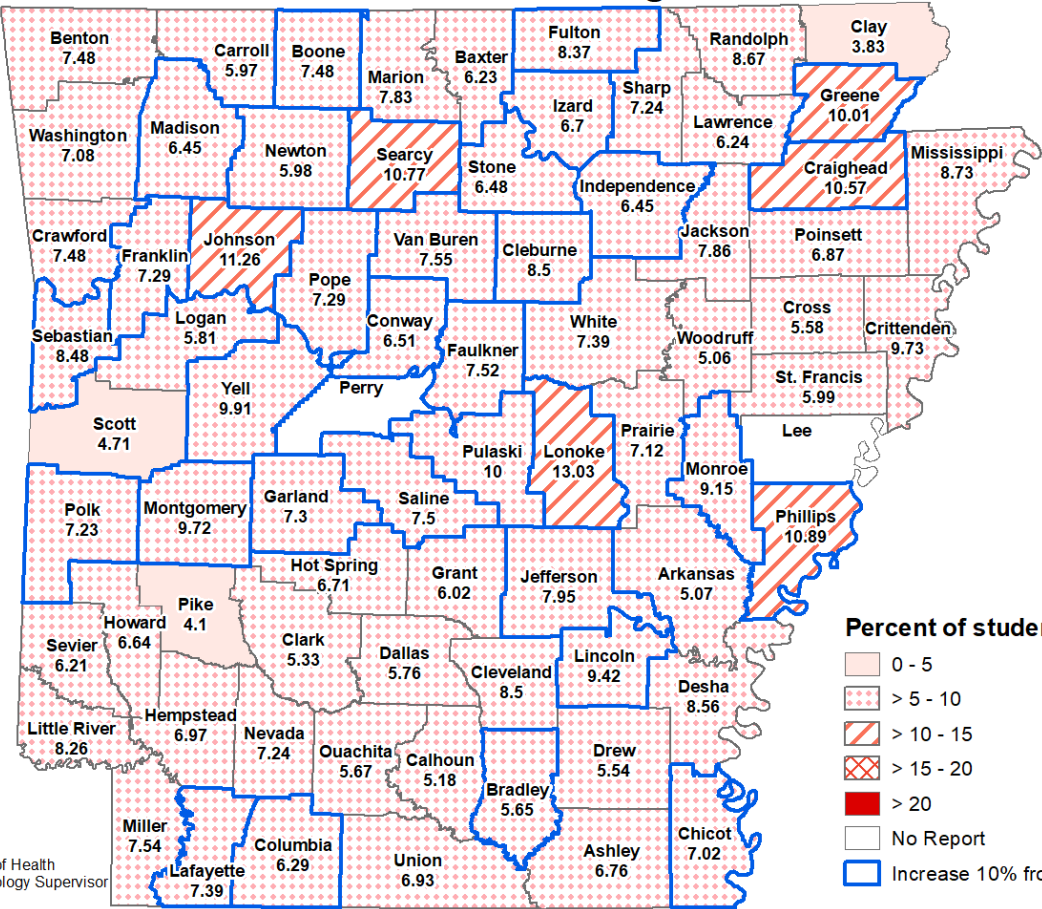


The figure above shows the trends over time in percent positivity for certain respiratory diseases in children seen at Arkansas Children's Hospital located in Little Rock and Arkansas Children's Northwest in Springdale as well as the Arkansas Children's clinics located around the state. Percent positivity is defined as the total number of positive tests for a particular respiratory disease divided by the total number of tests done for that same disease multiplied by 100.

Schools Report (No update for this week)



School Absenteeism Rate per County, Arkansas 2025-2026  
Percent Absent for Week Ending 11/21/2025



Date: November 24, 2025  
Source: Arkansas Department of Health  
Author: Haytham Safi, Epidemiology Supervisor

Weekly Influenza Claims Paid by Medicaid and BCBS of Arkansas

