



ARKANSAS DEPARTMENT OF HEALTH

Renee Mallory, RN, BSN
Secretary of Health

Jennifer Dillaha, MD
Director

Viral Respiratory Diseases Weekly Report **2025-2026**

Week Ending Saturday 01/03/2026

Austin Porter III, DrPH
Chief Science Officer
State Epidemiologist

Sarah Labuda, MD
Medical Director, Immunizations and Child Health Programs
Deputy State Epidemiologist

Prepared by:

Haytham Safi, MD
Epidemiology Supervisor\Expert
Influenza Surveillance Coordinator
Haytham.Safi@Arkansas.gov
501-661-2920

January 8, 2026

The Arkansas Department of Health (ADH) produces a Weekly Viral Respiratory Diseases Report for clinicians. The report provides information on Influenza, COVID-19 and Respiratory Syncytial Virus (RSV) activity in the state, the report also shows links to view and compare national activities. Arkansas also shares a dashboard of influenza-like-illness hospitalizations and influenza related deaths on ADH website. ADH receives reports of only a fraction of flu cases since it only requires reports of flu hospitalizations, deaths, and outbreaks. Therefore, it is important to understand that the information in the weekly update does not reflect the overall disease burden. It is presumed that there are many more people affected than the report shows. Clinicians and policymakers may find the report helpful in terms of communicating to colleagues and patients about the status of viral respiratory diseases in the state and nationwide.

Report Key Points for Week 53:

- Arkansas reported “High” or 10 out of 13 for the Influenza-Like-Illness (ILI) activity level indicator determined by data reported to ILINet.
- Outpatient visits for ILI reported through ILINet from the Sentinel Providers were at 5.1%.
- No average school absenteeism rate last week among public schools due to holidays.
- This flu season, 8 influenza outbreaks have been reported from nursing homes or other congregate setting institutions.

Resources where you can view other Arkansas and national data, report flu:

You can report flu year-round and view the Influenza-Like-Illness Dashboard and Viral Respiratory Disease Weekly Report during the influenza season at:

<http://www.healthy.arkansas.gov/programs-services/topics/influenza>.

You can also access the reporting website directly at:

<https://FluReport.ADH.Arkansas.gov>.

CDC - Seasonal influenza (Flu) - Weekly Report:

<https://www.cdc.gov/fluview/index.html>

CDC - FluView interactive:

<https://www.cdc.gov/fluview/overview/fluview-interactive.html>

NHSN Hospital Respiratory Data (HRD) Dashboard

<https://www.cdc.gov/nhsn/psc/hospital-respiratory-dashboard.html>

CDC - Viral Respiratory Diseases Summary:

https://www.cdc.gov/respiratory-viruses/data/activity-levels.html#cdc_data_surveillance_section_1-summary

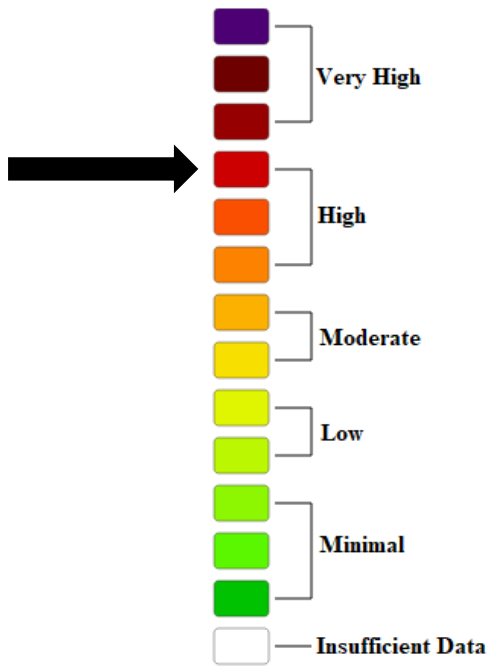
CDC - Other respiratory viruses: visit the national respiratory and enteric virus surveillance system (NREVSS):

<https://www.cdc.gov/surveillance/nrevss/index.html>

World Health Organization (WHO): For additional national and international influenza and other respiratory diseases information:

<https://www.who.int/tools/flunet>

Weekly Arkansas ILI Intensity Level Reported by Sentinel Providers

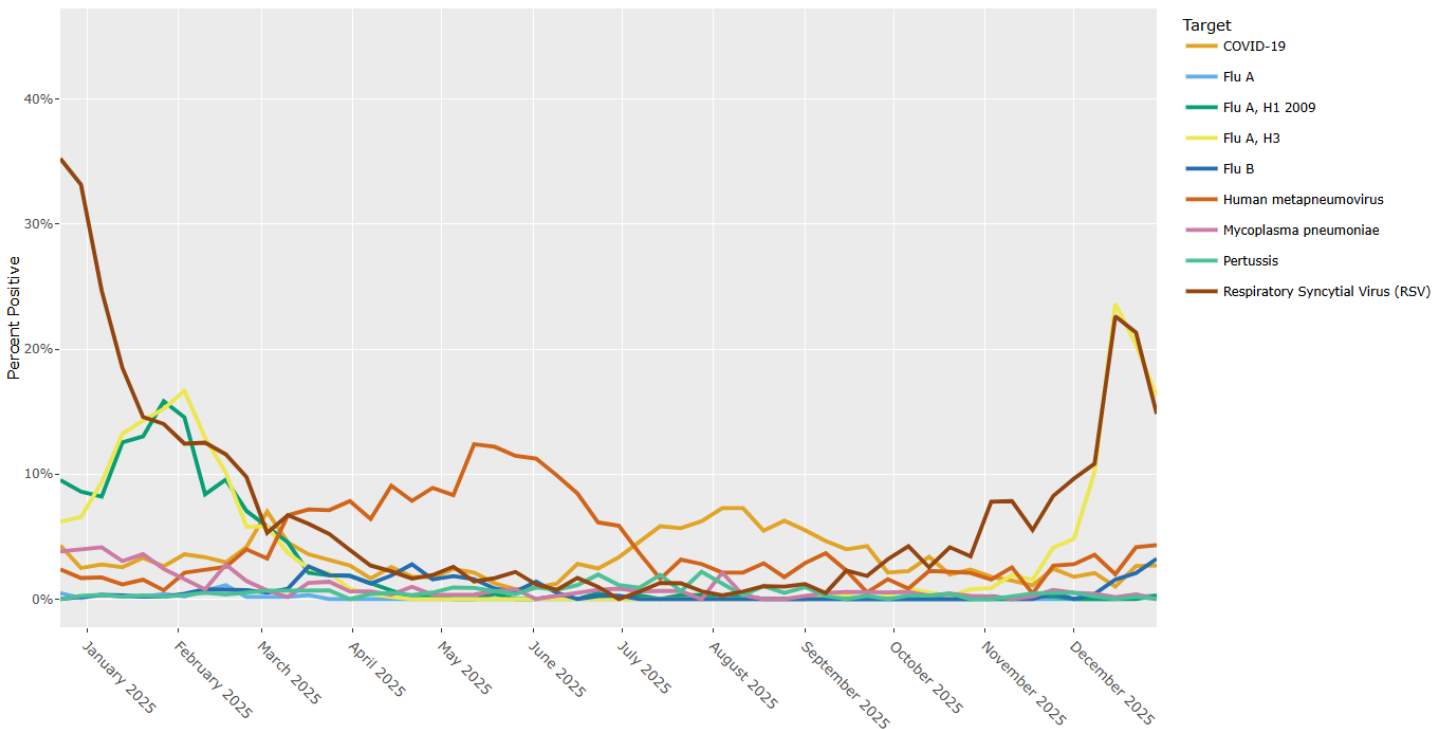


Lab Confirmed Influenza Cases

Reported flu cases reflect only a portion of the actual numbers of flu cases in the state.

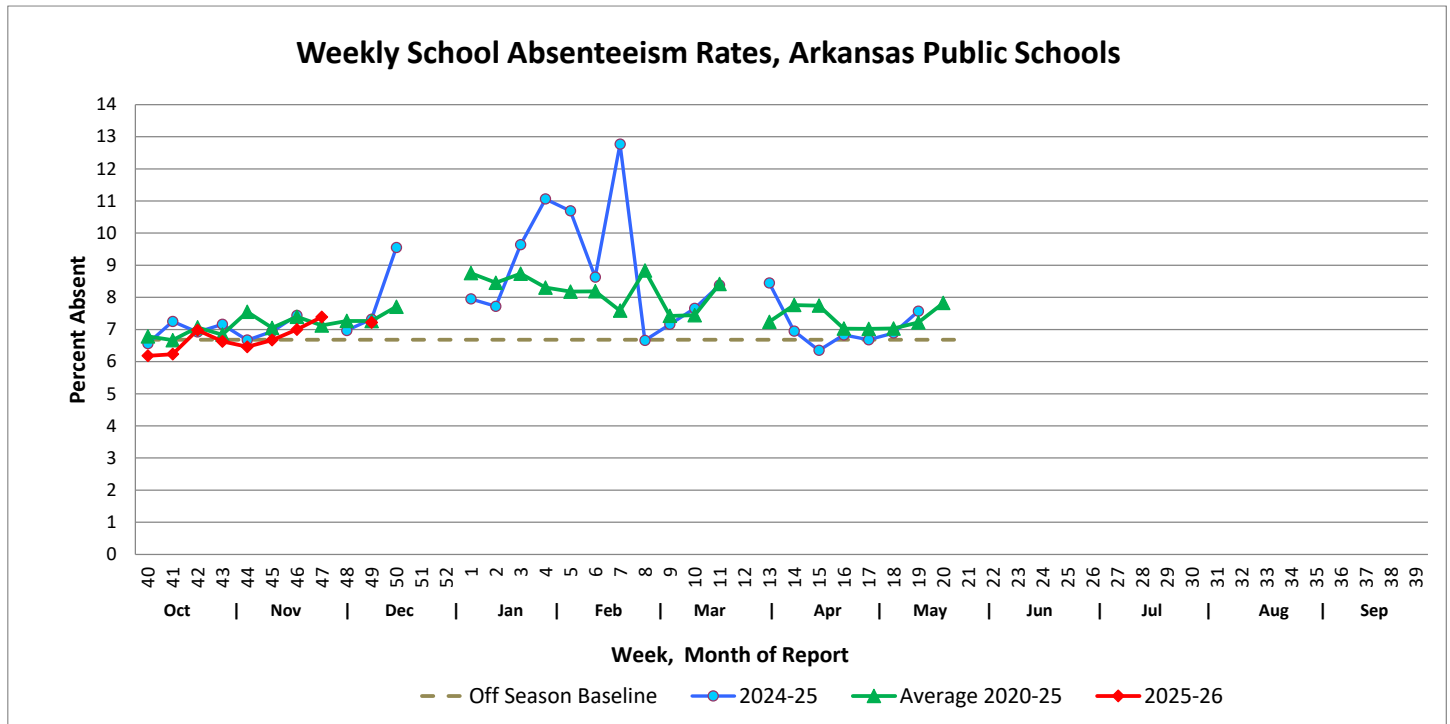
Tests	Week 53	Cumulative Cases Since 09/28/2025
Flu A+	550	3,031
Flu B+	101	685
Flu A and B	5	37
Flu B/Victoria	0	0
Flu B/ Yamagata	0	0
Flu A, H1N1+	1	10
Flu A, H3+	21	103
Flu A, H5+	0	0
Total	678	3,866

Respiratory Diseases Test Positivity Trend in Children seen at Arkansas Children’s Hospitals

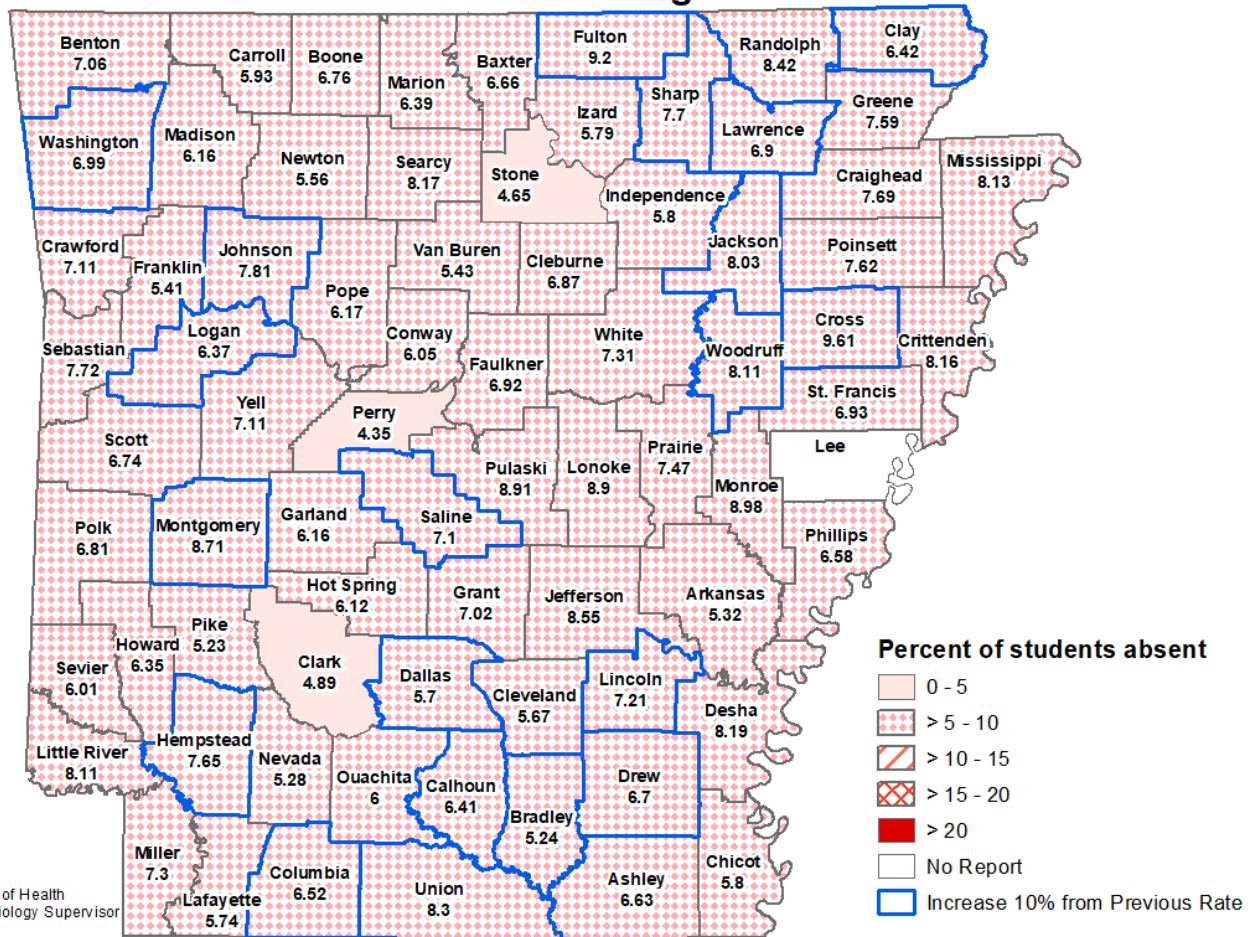


The figure above shows the trends over time in percent positivity for certain respiratory diseases in children seen at Arkansas Children’s Hospital located in Little Rock and Arkansas Children’s Northwest in Springdale as well as the Arkansas Children’s clinics located around the state. Percent positivity is defined as the total number of positive tests for a particular respiratory disease divided by the total number of tests done for that same disease multiplied by 100.

Schools Report (Not updated this week-Holidays)



School Absenteeism Rate per County, Arkansas 2025-2026 Percent Absent for Week Ending 12/12/2025



Weekly Influenza Claims Paid by Medicaid and BCBS of Arkansas

