



OUT OF STATE PRESCRIPTIONS

Prescription Drug Monitoring Program 2021-2023

Arkansas Department of Health

4815 W. Markham St, Slot 10
Little Rock, AR 72205



Contents

	Page
Arkansas Prescription Reporting Requirements.....	3
Out of State Dispensaries	
Dispensary Locations.....	4
Out of State Drug Class Dispensations	5
Out of State Prescribers	
Prescriber Locations.....	6
Out of State Prescriptions by Drug Class.....	7
Out of State Patients	
Patient Locations.....	8
Out of State Patient Drug Classes.....	9
Acknowledgements	10

Arkansas Prescription Reporting Requirements

The Arkansas Prescription Drug Monitoring Program (AR PDMP) is an electronic database of all the controlled medications dispensed at Arkansas pharmacies, mail-order pharmacies delivered into Arkansas, and other dispensaries such as a veterinary or medical clinic. A controlled substance is a substance that is scheduled II – V on the List of Controlled Substances for the State of Arkansas. Examples of medications on the controlled substance list are hydrocodone, morphine, alprazolam, zolpidem, and methylphenidate.

Prescriptions are reported to the AR PDMP when they are dispensed in, or mailed into, Arkansas, regardless of patient or prescriber address.

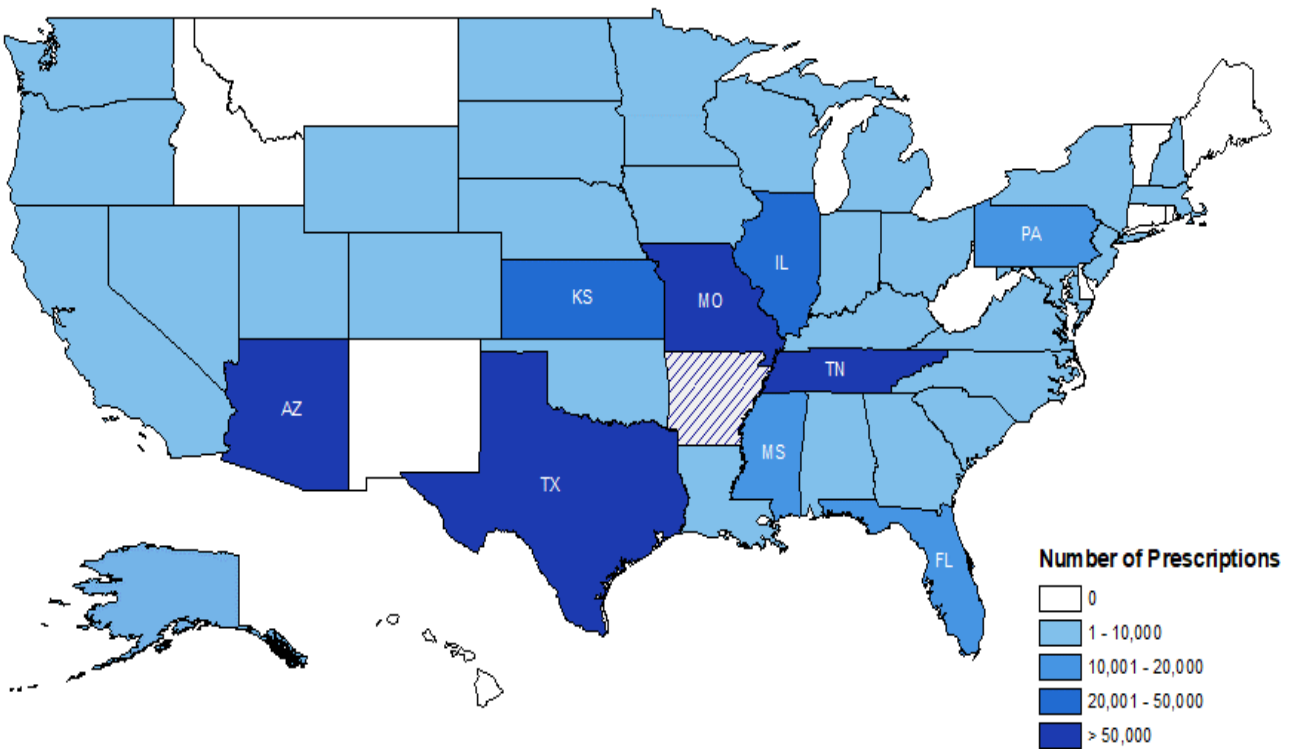
Out of State Dispensaries

Some patients in Arkansas receive their medications from out of state pharmacies by mail-order. Any controlled substances dispensed via mail-order to an Arkansas residence from out of state pharmacies are reported to the AR PDMP.

Dispensary Locations

Between 2021 and 2023, Arkansas residences received mail-order controlled medications from pharmacies located in 40 states. The states that had more than 50,000 medications dispensed over those three years were Missouri, Tennessee, Texas, and Arizona.

Figure1: Number of Controlled Medications Mailed to an Arkansas Address from other States, 2021-2023



Source: AR PDMP

Out of State Drug Class Dispensations

Overall, the number of controlled medications dispensed to Arkansas from other states is low. Approximately 2.5% of all controlled medications in the AR PDMP are dispensed from other states each year.

Table 1 shows the out of state dispensations for certain drug classes. These numbers represent the percentage of all medications in that drug class that were dispensed and mailed to an address in Arkansas. The highest percentages are benzodiazepines and opioids, with 3% and 2.1% of these medications, respectively, coming from out of state each year. Buprenorphine and stimulants have the lowest percentage, <1%, coming from out of state pharmacies.

Table 1: Percentage of Controlled Medications Mailed into AR by other States, 2021-2023

Year	Drug Class				
	Benzodiazepine	Buprenorphine	Opioid*	Stimulant	All Controls
2021	2.9%	0.5%	2.1%	0.5%	2.3%
2022	3.0%	0.5%	2.1%	0.6%	2.4%
2023	2.9%	0.7%	2.1%	0.6%	2.5%

Source: AR PDMP

*Excludes buprenorphine

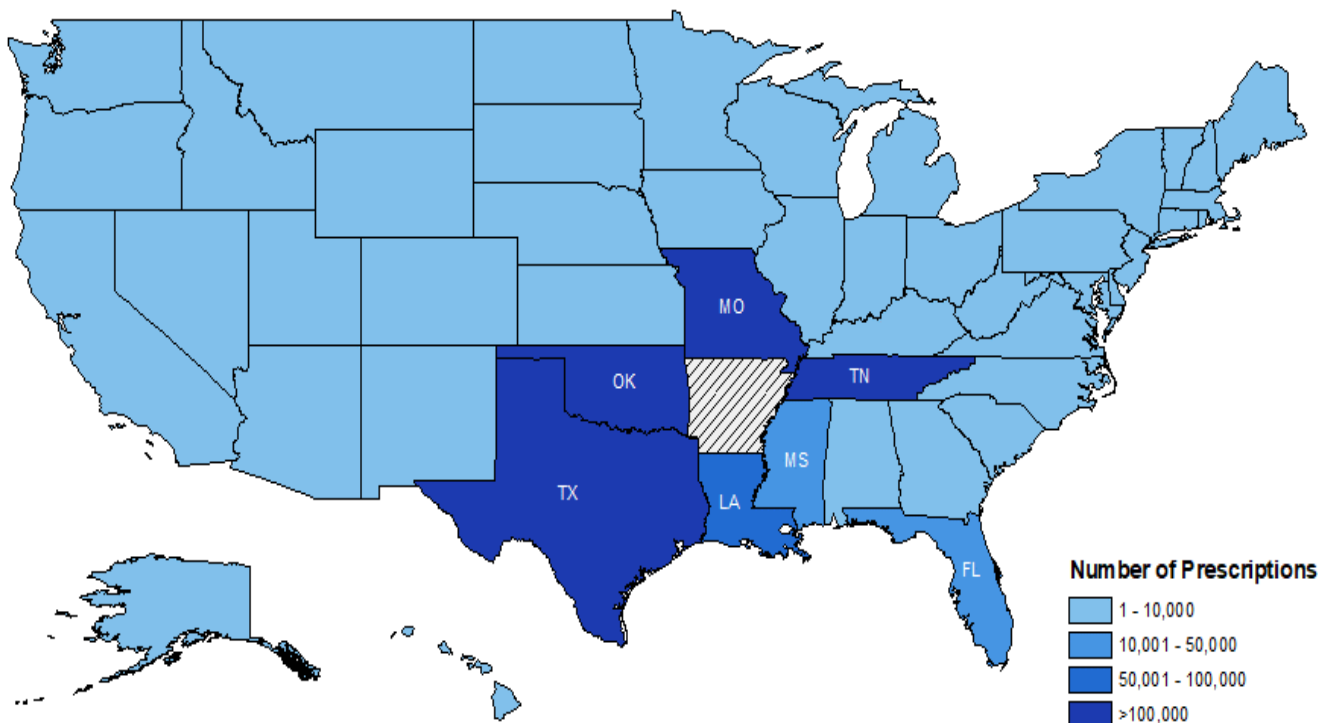
Out of State Prescribers

Medications reported to the AR PDMP may be written by providers that are not located in Arkansas. This is very common with providers located in cities along a state border or with tele-health providers. As long as these medications are dispensed in, or mailed into Arkansas, they are reported to the AR PDMP regardless of patient state or address.

Prescriber Locations

Between 2021 and 2023, controlled medications were dispensed in Arkansas written by out of state prescribers in all other states. The vast majority of these came from states that border Arkansas. Texas, Missouri, Tennessee, and Oklahoma all had over 100,000 controlled substance medications filled in Arkansas during the three-year period.

Figure 2: Number of Controlled Medications Prescribed by Out of State Providers Reported to the AR PDMP, 2021-2023



Source: AR PDMP

Out of State Prescriptions by Drug Class

Overall, the number of controlled medications filled in Arkansas written by providers from other states is low. Less than 5% of all controlled medications reported to the AR PDMP are written by prescribers from other states each year and the number has been decreasing since 2021.

When separated by specific drug class (Table 2), the percentages of prescriptions reported to the AR PDMP by prescribers in other states ranged from 3.3% to 7.8%. Prescriptions written by out of state providers for opioids, benzodiazepines, and stimulants have been stable, each showing decreases of 0.5% or less over the three-year period. Prescriptions written by out of state providers for buprenorphine containing products has decreased from 7.8% of all buprenorphine prescriptions in 2021 down to 4.8% in 2023.

Table 2: Percentage of Controlled Medications Dispensed in AR and Prescribed by Out of State Prescribers, 2021-2023

Year	Drug Class				
	Benzodiazepine	Buprenorphine	Opioid*	Stimulant	All Controls
2021	3.8%	7.8%	4.7%	3.8%	4.5%
2022	3.6%	5.9%	4.3%	3.6%	4.2%
2023	3.3%	4.8%	4.4%	3.3%	3.9%

Source: AR PDMP

*Excludes buprenorphine

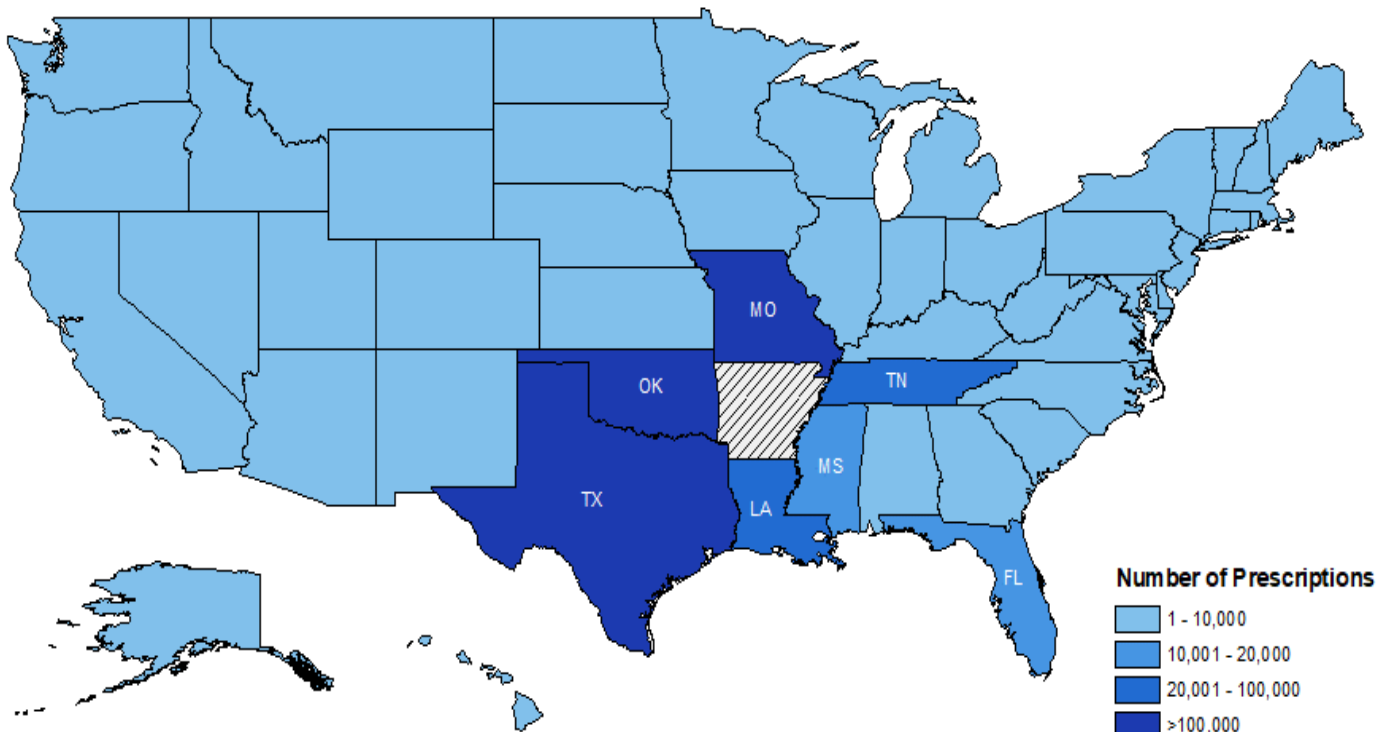
Out of State Patients

There are prescriptions for controlled medications reported to the AR PDMP to patients whose address is not located in AR. These prescriptions could be written by a provider in any state as long as it is dispensed in, or mailed into Arkansas. This is common with patients living in cities along a state border, during travel, or when people first move to a new state.

Patient Locations

Between 2021 and 2023, patients residing in all other states received medications dispensed in Arkansas. The majority of these medications came from states that border Arkansas. The states that had over 100,000 controlled substance medications dispensed in Arkansas for their residents during the three-year period were Oklahoma, Missouri, and Texas.

Figure 3: Number of Controlled Medications Dispensed in AR to non-Arkansas Patients, 2021-2023



Source: AR PDMP

Out of State Patient Drug Classes

The number of controlled medications prescribed to non-Arkansas residents and dispensed in Arkansas has been consistently low. Approximately 3% of all controlled medications reported to the AR PDMP are for patients from other states each year and the number has been decreasing since 2021.

When separated by specific drug class (Table 3), the percentages ranged from 2.4% to 3.6%. The percentage of benzodiazepine and stimulant prescriptions reported to the AR PDMP for out of state patients have been stable since 2021. The percentage of buprenorphine and opioid prescriptions have both decreased 0.5% and 0.8%, respectively, since 2021.

Table 3: Percentage of Controlled Medications Dispensed to non-Arkansas Patients and Filled in AR, 2021-2023

Year	Drug Class				
	Benzodiazepine	Buprenorphine	Opioid*	Stimulant	All Controls
2021	2.6%	3.6%	3.6%	3.0%	3.2%
2022	2.4%	3.5%	3.1%	2.9%	2.9%
2023	2.4%	3.1%	2.9%	2.8%	2.8%

Source: AR PDMP

*Excludes buprenorphine

Acknowledgements

Prescription Drug Monitoring Program Staff

PDMP Administrator
Jamie Turpin, PharmD

PDMP Epidemiologist
Keilya Embry, MPH

PDMP Registered Pharmacist
Laura Cima, PharmD

PDMP Health Program Specialist II
Job Toussaint, MPH