

**F
Y
2
0
1
8**

Medical Marijuana

2018 Fiscal Year Report

(July 1, 2017- June 30, 2018)

Arkansas Department of Health



Arkansas Department of Finance and
Administration

DFA Arkansas Department of
Finance and Administration

Table of Contents

Title Page.....	1
Table of Contents.....	2
FY 2018 Medical Marijuana Data Summary.....	3

Medical Marijuana Registry ID Application Status and Patients’ Qualifying Medical Conditions:

Table 1: Medical Marijuana Registry ID Card Application Status.....	4
Figure 1: Patients’ Qualifying Medical Conditions.....	5
Table 2: Patients’ Qualifying Medical Conditions.....	6

Appendices:

A. 1: Percent of Patients with Medical Marijuana Registry ID Card by Gender.....	8
A. 2: Percent of Patients with Medical Marijuana Registry ID Card by Age-Group.....	9
A. 3: Percent of Patients with Medical Marijuana Registry ID Card by Race/Ethnicity.....	10
A. 4: Number of Patients with Medical Marijuana Registry ID Card by County.....	11

Resources.....	12
Contact Information.....	13

FY 2018 Medical Marijuana Data Summary

The Arkansas Medical Marijuana Amendment of 2016 requires the Arkansas Department of Health and the Arkansas Department of Finance and Administration to submit specific Fiscal Year (FY) data related to Medical Marijuana activities.

The FY 2018 data updates are presented below.

Patient applications submitted for Registry ID Card = 5,599

Patient applications filed for renewal = 0

Patients' qualifying medical conditions = refer to page 6

Number of Registry ID Cards revoked = 0

Number of physicians providing written certifications = 489

Number of licensed dispensaries = 0

Number of licensed cultivation facilities = 5

Number of licenses revoked to operate dispensary = 0

Number of licenses revoked to operate cultivation facility = 0

Number of dispensary agents = 0

Number of cultivation facility agents = 0

Medical Marijuana Registry Identification (ID) Card

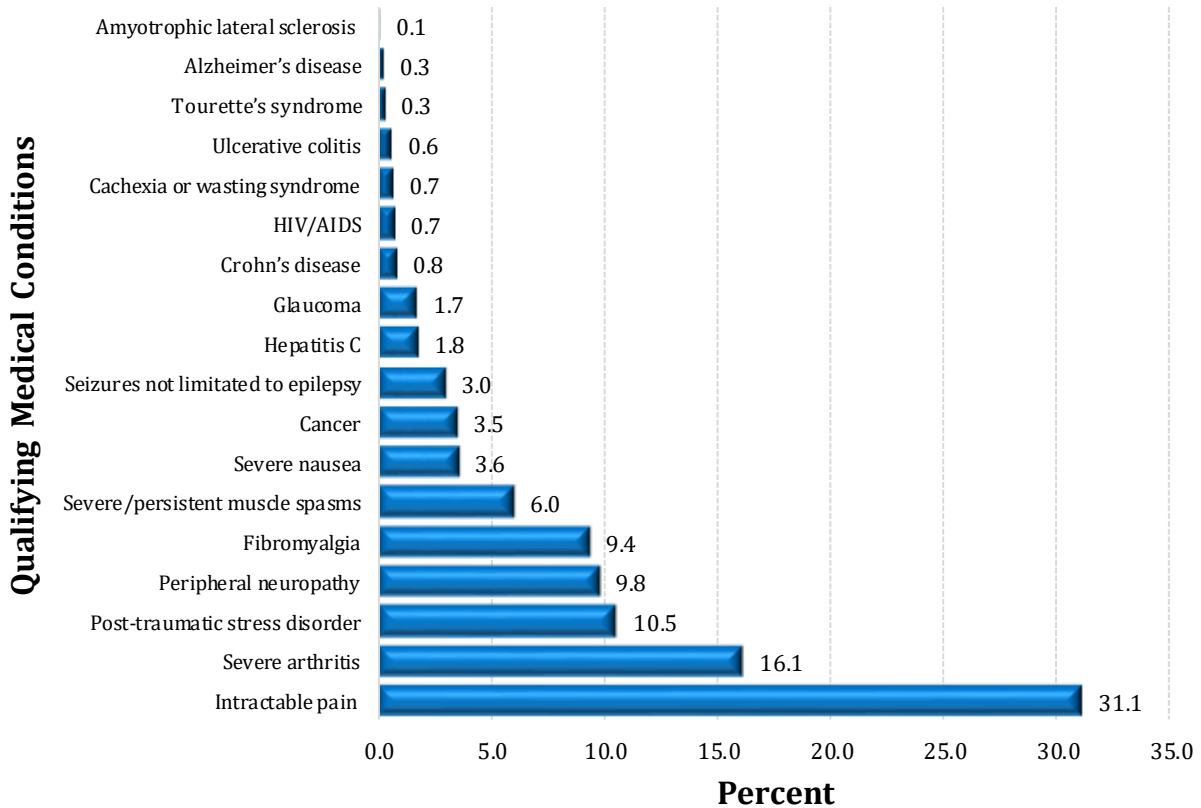
Table 1: Medical Marijuana Registry ID Card Application Status, Arkansas, FY 2018

Status	Patient	Caregiver
Submitted	5,599	80
Approved	5,459	58

- A total of 5,599 patients submitted applications for a Medical Marijuana Registry ID Card. Of those, 5,459 applications were approved. There were 140 applications pending due to incomplete information.
- A total of 80 caregivers submitted applications for Medical Marijuana Registry ID Cards. Of those, 58 applications were approved. There were 22 applications pending due to incomplete information.
- There were no renewals of patient or caregiver Registry ID Cards during the fiscal period.
- There were no revocations of patient or caregiver Registry ID Cards during the fiscal period.

Patients' Qualifying Medical Conditions

Figure 1: Patients' Qualifying Medical Conditions, Arkansas, FY 2018



- The most prevalent qualifying medical condition among Medical Marijuana Registry ID Card recipients was intractable pain unresponsive to medicines, treatment, or surgery for >6 months (31.1%).
- The second and third most prevalent conditions were severe arthritis (16.1%) and post-traumatic stress disorder (10.5%), followed by peripheral neuropathy (9.8%) and fibromyalgia (9.4%).
- The least prevalent medical conditions reported were amyotrophic lateral sclerosis (0.1%), Alzheimer's disease (0.3%), and Tourette's syndrome (0.3%) .

Patients' Qualifying Medical Conditions

Table 2: Patients' Qualifying Medical Conditions, Arkansas, FY 2018

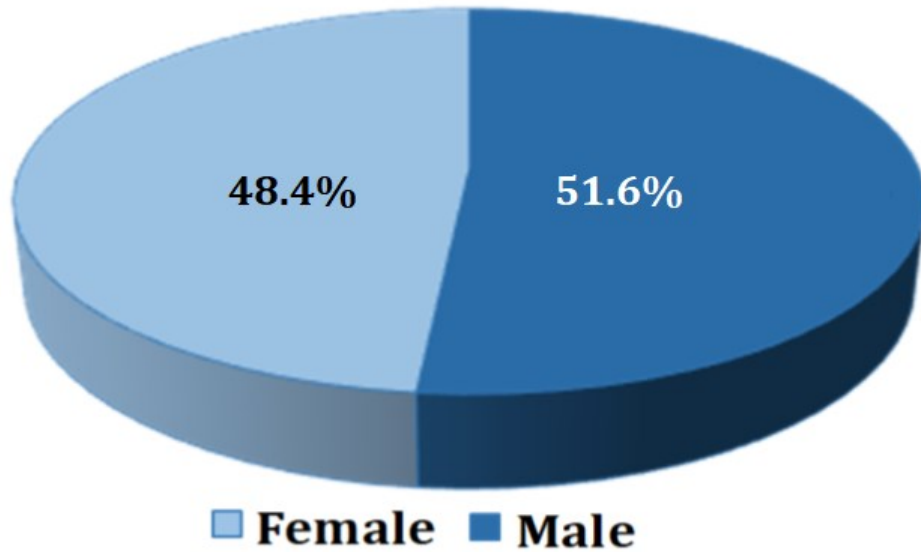
Patients' Qualifying Medical Conditions	Count	Percent
Intractable pain unresponsive to medicines, treatment, or surgery for >6 months	3,053	31.1
Severe arthritis	1,582	16.1
Post-traumatic stress disorder	1,034	10.5
Peripheral neuropathy	961	9.8
Fibromyalgia	918	9.4
Severe and persistent muscle spasms not limited to those of multiple sclerosis	590	6.0
Severe nausea	350	3.6
Cancer	345	3.5
Seizures including, without limitation, those characteristic of epilepsy	292	3.0
Hepatitis C	175	1.8
Glaucoma	171	1.7
Crohn's disease	82	0.8
Positive status for HIV/ AIDS	72	0.7
Cachexia or wasting syndrome	67	0.7
Ulcerative colitis	61	0.6
Tourette's syndrome	30	0.3
Alzheimer's disease	25	0.3
Amyotrophic lateral sclerosis	9	0.1

Note: Many patients had more than one qualifying medical condition.

Appendices

Appendix 1

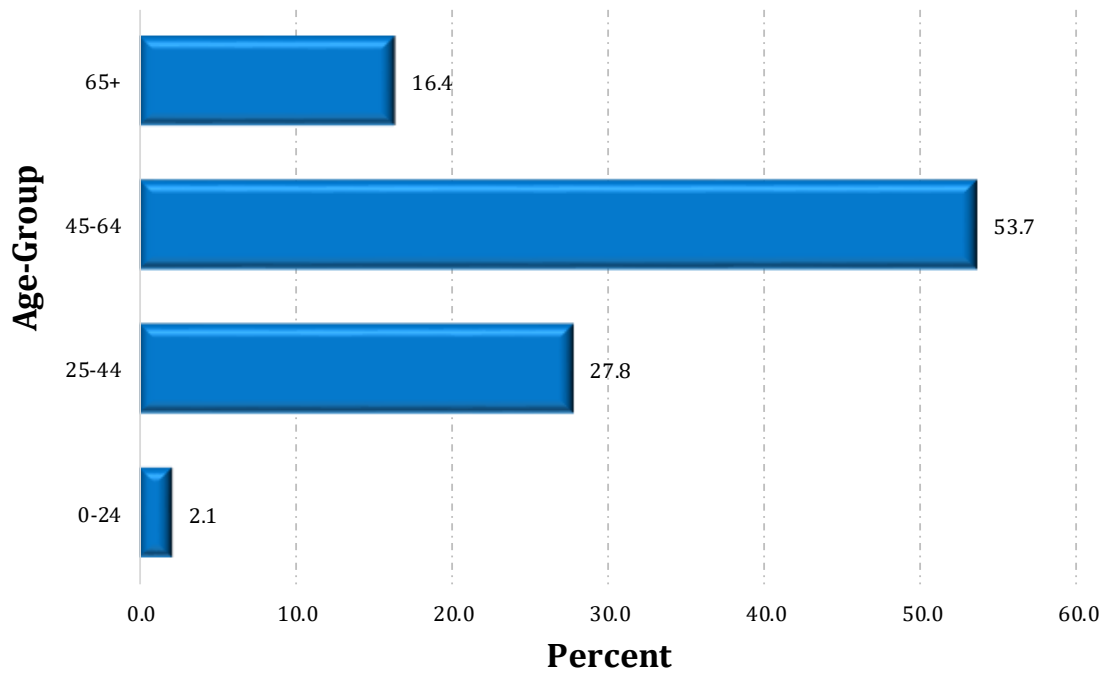
A. 1: Percent of Patients with Medical Marijuana Registry ID Card by Gender, Arkansas, FY 2018



Counts and Percentages by Gender		
Gender	Count	Percent
Male	2,816	51.6
Female	2,643	48.4
Total	5,459	100.0

Appendix 2

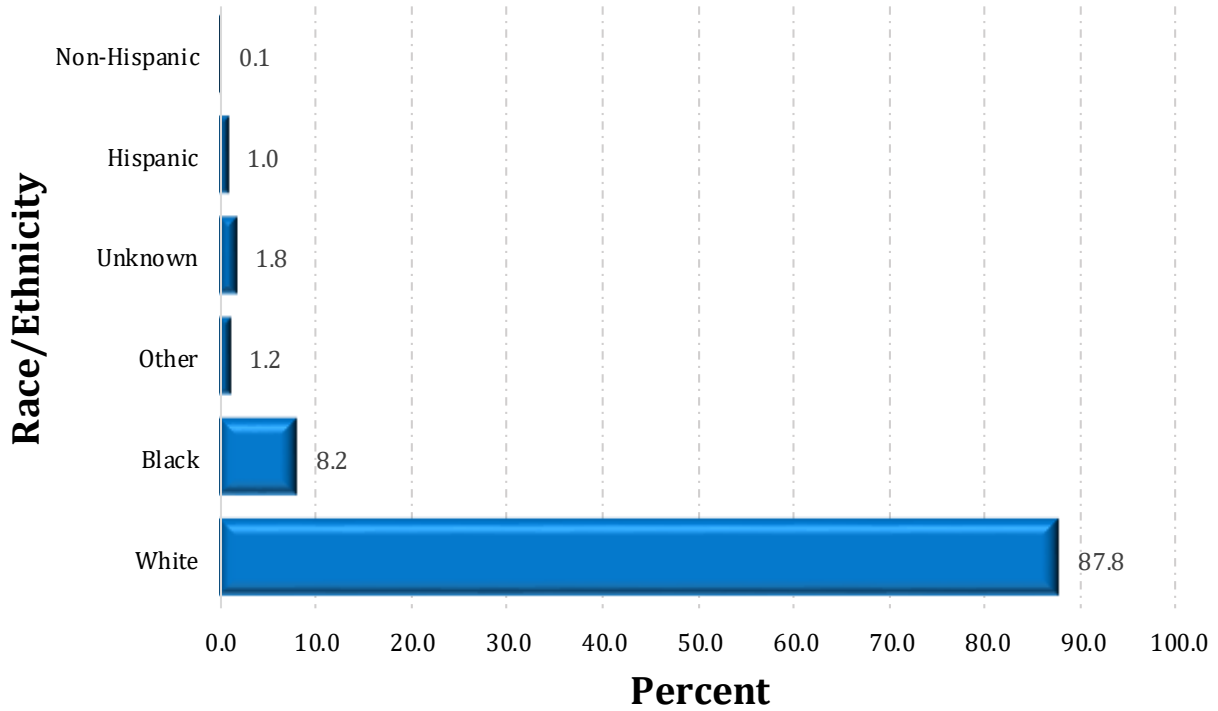
A. 2: Percent of Patients with Medical Marijuana Registry ID Card by Age-Group, Arkansas, FY 2018



Counts and Percentages by Age-Group		
Age-Group	Count	Percent
0 to 24 years	114	2.1
25 to 44 years	1,518	27.8
45 to 64 years	2,930	53.7
≥65 years	897	16.4
Total	5,459	100.0

Appendix 3

A. 3: Percent of Patients with Medical Marijuana Registry ID Card by Race/Ethnicity, Arkansas, FY 2018

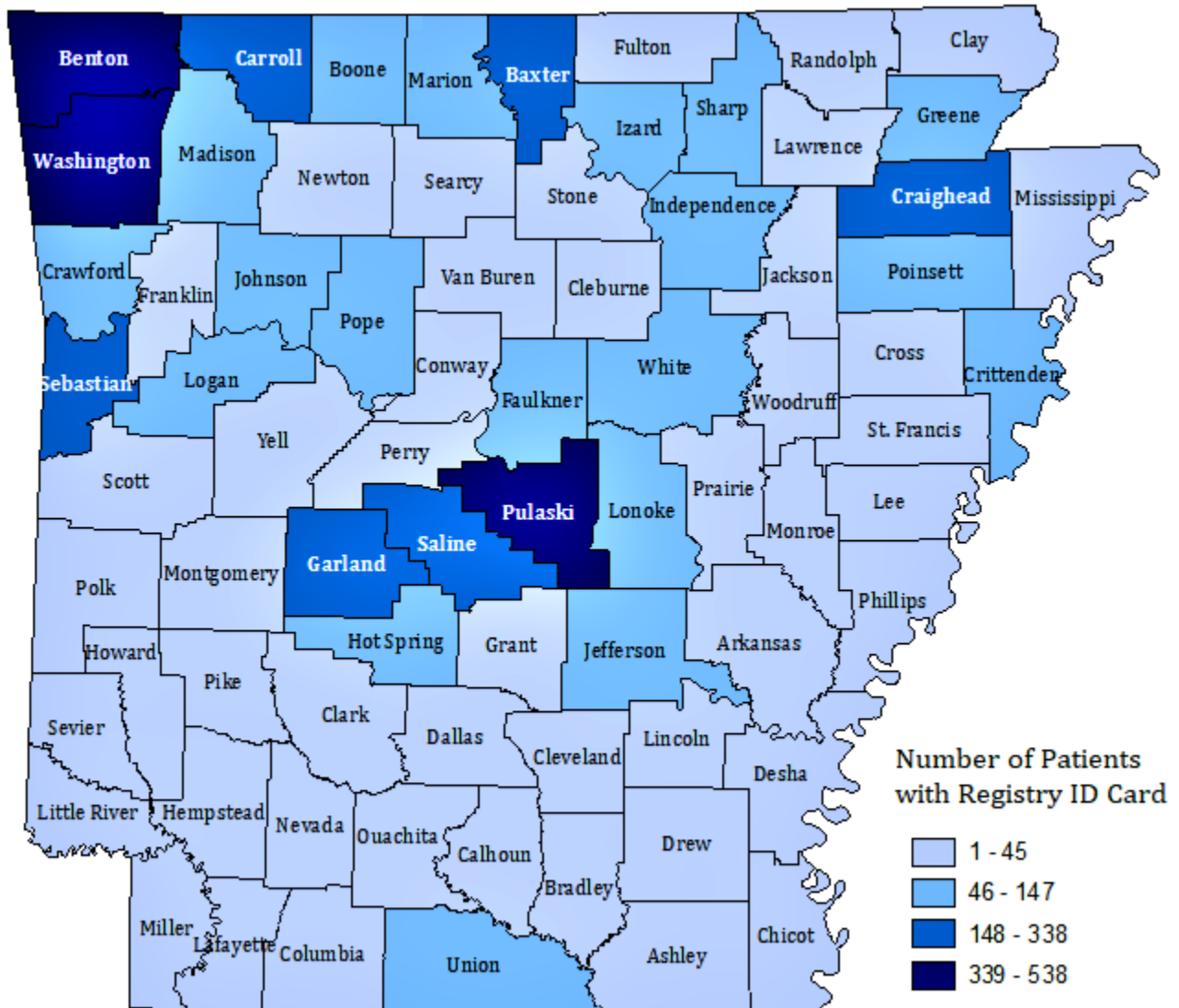


Counts and Percentages by Race/Ethnicity		
Race/Ethnicity	Count	Percent
White	4,793	87.8
Black	445	8.2
Other	65	1.2
Unknown	99	1.8
Hispanic	52	1.0
Non-Hispanic	5	0.1
Total	5,459	100.0

Note: The total may not add up to 100% due to rounding of decimal values. The "Other" Race/Ethnicity category consists of Alaskan or American Indian and Asian or Pacific Islanders.

Appendix 4

A. 4: Number of Patients with Medical Marijuana Registry ID Card by County, Arkansas, FY 2018



Resources

1. Medical Marijuana Program, Arkansas Department: <https://www.healthy.arkansas.gov/programs-services/topics/medical-marijuana>
2. Medical Marijuana, Alcoholic Beverage Control: <https://www.dfa.arkansas.gov/alcoholic-beverage-control/abc-medical-marijuana/>
3. Arkansas Medical Marijuana Commission: <https://www.mmc.arkansas.gov/>

Contact Information

Arkansas Department of Health

Office of Health Communications

adh.communications@arkansas.gov