

ARKANSAS STATE BOARD OF NURSING

ANNUAL REPORT

FY2024



CONTENTS

From the Director	1
Legislative Mandate.....	2
Board Members	3
Board Staff.....	4
Committees.....	5
Budget.....	7
Faith A. Fields Nursing Scholarship/Loan	13
Discipline	16
Alternative to Discipline Program	18
Licensure.....	20
Advanced Practice	20
Licensure by Examination.....	21
Licensure by Endorsement	21
Temporary Permits.....	22
Renewals	22
Retired Licenses	22
Military Expedited Licenses	23
Criminal Background Checks.....	23
Education	24
Continuing Education Presentations.....	24
Education Programs	25
Licensing Examination Data	32
Medication Assistant - Certified	37
Active Nursing Licenses	40
Statistics	APPENDIX A 41
Certified Nurse Midwives	41
Certified Nurse Practitioners.....	42
Certified Registered Nurse Anesthetists	48
Clinical Nurse Specialists	53
Registered Nurse Practitioners.....	56
Registered Nurses	61
Licensed Practical Nurses.....	68
Licensed Psychiatric Technician Nurses	75
Medication Assistant – Certified	77

ARKANSAS STATE BOARD OF NURSING

1123 S. University Ave., Suite 800

Little Rock, AR 72204

501.686.2700 • www.arsbn.org

The Annual Report of the Arkansas State Board of Nursing is prepared and distributed in accordance with the *Nurse Practice Act* of the State of Arkansas, Arkansas Code Annotated § 17-87-203 (4). It contains information regarding the Board's activities, as well as information about nurses licensed by the Arkansas State Board of Nursing, organized by licensure type and county of residence. Data on the supply and distribution of nurses licensed is included in Appendix A of this report. This data is obtained from responses during license renewal.

From the Director



It is with great pleasure that I present to you the Arkansas State Board of Nursing's 2024 Annual Report. This report reflects the Board of Nursing's activity from July 1, 2023, through June 30, 2024.

The mission of the Board of Nursing is to protect the public and act as their advocate by effectively regulating the practice of nursing. The Arkansas State Board of Nursing is composed of 13 board members. In accordance with state statutes, there are seven registered nurses (RNs) on the Board. Of these seven RNs, two are advanced practice registered nurses with at least one of them holding prescriptive authority; one has (as their highest educational preparation) a diploma, two have an associate degree and two have a baccalaureate or higher degree in nursing. There are three licensed practical or licensed psychiatric technician nurses and two consumers, one of which represents the elderly population. One additional at-large member is a licensed registered nurse or licensed practical nurse. One registered nurse must be an educator.

The agency consists of an administrative staff of 30 hard-working and dedicated individuals.

The Board is involved in nursing regulation on the local, state and national levels in order to address the ever-changing needs of the citizens of Arkansas. The annual report reflects the myriads of activities conducted by the Board and its staff in their commitment to fulfilling the mission of public protection. As you review this information, I hope you find the report informative and useful.



A handwritten signature in black ink that reads "Sue A. Tedford".

**Sue A. Tedford, MNSc, APRN
ASBN Director**


Legislative Mandate

The Arkansas State Board of Nursing has a legislative mandate to protect the public by assuring that any person practicing nursing is qualified to do so. The law governing the Board of Nursing is covered under the *Nurse Practice Act* (NPA) of the State of Arkansas (reprinted from Arkansas Code Annotated § 17-87-101 – § 17-87-711). In keeping with the power and responsibilities in the NPA, the Board:

- Maintains an office for the administration of its business and employs personnel necessary for carrying out its functions; examines, licenses, and renews licenses or certificates of duly qualified applicants for nursing licensure and medication assistant certification.
- Prescribes minimum standards, approves curricula, surveys, and approves educational programs preparing nurses for nursing licensure and medication assistant certification.
- Promulgates rules necessary for the implementation of the NPA and submits these to the Arkansas legislative bodies for review.
- Develops and recommends role levels of technical classes of nursing service and practice to state and federal health agencies and to public and private administrative bodies.
- Conducts disciplinary proceedings and causes prosecution of persons violating the NPA; and
- Grants certificates of prescriptive authority to qualified advanced practice registered nurses.



Board members and staff at the
Nursing Expo – April 2024



Board members at the NCSBN
Mid-Year Meeting– March 2024

Mission Statement

The mission of the Arkansas State Board of Nursing is to protect the public and act as their advocate by effectively regulating the practice of nursing.

Board Members

The Board of Nursing is composed of thirteen Board Members appointed by the Governor:

- Seven registered nurses
 - One advanced practice with prescriptive authority
 - One advanced practice
 - One Diploma program graduate
 - Two associate degree graduates
 - Two baccalaureate degree or post-baccalaureate degree graduates
- Three licensed practical nurses or licensed psychiatric technician nurses
- One additional at-large member who is a licensed registered nurse or licensed practical nurse
- One consumer member
- One representative of the older population

One registered nurse must be an educator

BOARD APPOINTEES FOR FISCAL YEAR 2023-2024

(Term expires October 1 of the year listed)

BARKER , Allie, RN (<i>BSN or higher</i>)	Little Rock	2024
GONZALES , Cassie, MNSc, APRN, FNP-BC (<i>Advanced Practice Registered Nurse</i>)	Arkadelphia	2027
HARMON , Veronica, RN (<i>RN-Diploma</i>)	Perryville	2025
HILLMAN , Barbara, BSN, RN (<i>BSN or higher</i>)	Little Rock	2024
LAMBERT , Robin, LNHA, LPN (<i>Licensed Practical Nurse</i>)	Russellville	2026
LANCASTER , Tabitha, RN (<i>Associate</i>)	Arkadelphia	2025
PETTY , Phillip, RN (<i>Associate</i>)	Hot Springs	2025
SIMS , Jamie (<i>Consumer Member</i>)	McGehee	2027
YOUNG , Lakisha, LPN (<i>Licensed Practical Nurse</i>)	Little Rock	2024

(Vacant positions: Advanced Practice Registered Nurse, At-Large Member (RN or LPN), Licensed Practical Nurse, Representative of the Older Population)

BOARD OFFICERS 2023-2024

President – Allie Barker, RN
 Vice President – Tabitha Lancaster, RN
 Secretary – Jamie Sims
 Treasurer – Phillip Petty, RN



L to R: Tabitha Lancaster, RN; Allie Barker, RN; Jamie Sims; Phillip Petty, RN

Board Staff

ADMINISTRATION

Sue A. Tedford, MNSc, APRN
ASBN Director

Leslie Suggs
Executive Assistant to the Director

ACCOUNTING

Darla Erickson, CPA
Administrative Services Manager

Cecelia Laman
Fiscal Support Specialist

Andrea McCuien
Administrative Specialist II

Keturah Urquhart
Administrative Specialist II

ADVANCED PRACTICE

Shannon McKinney, DNP, APRN, WHNP-BC, RNC-OB
ASBN Assistant Director

Ellen Harwell
Licensing Coordinator

ALTERNATIVE TO DISCIPLINE

Kim Hooks, MPH, BSN, RN
ASBN Assistant Director – ArNAP

DISCIPLINE & PRACTICE

Lisa Wooten, MPH, BSN, RN
ASBN Assistant Director

Janet Simpson, MSN, RNP, RNC-MNN
ASBN Program Coordinator

Udell Ward, Jr.
Regulatory Board Chief Investigator

Mindy Darner
Legal Support Specialist

Kelly Doppelhammer
Legal Support Specialist

Corrie Edge
Administrative Analyst

Christine Lewis
Legal Support Specialist

INFORMATION TECHNOLOGY

LouAnn Walker
Public Information Coordinator

Albert Williams
Information Systems Coordinator

Susan Moore
Computer Operator

EDUCATION & LICENSING

Karen McCumpsey, MNSc, RN, CNE
ASBN Assistant Director

Tammy Vaughn, MSN, RN, CNE
ASBN Program Coordinator

D'Asha Belcher
Licensing Coordinator

Carla Davis
Licensing Coordinator

Lori Gephardt
Licensing Coordinator

Whitney Kinney
Licensing Coordinator

Markeisha Rotimi
Licensing Coordinator

LEGAL

David Dawson, JD
General Counsel

Jennifer Ivory, JD
Attorney Specialist



ASBN staff wearing festive Christmas sweaters
December 2023

Committees

Administrative

The Administrative Committee serves in an advisory capacity and makes recommendations to the full Board which align with the Board's mission of public protection. The committee provides oversight on administrative matters and is responsible for providing direction of the agency. Some of the activities conducted by the committee include developing and revising agency policies, addressing legislative issues, evaluating the strategic plan, and providing guidance to staff on various administrative functions. The committee chairperson is Veronica Harmon, RN.

Education

The Nursing Education Committee reviews nursing education issues and standards for the purpose of making recommendations to the Board. The committee proposes guidelines for use in implementing the *Rules* regarding nursing education programs, reviews new and established nursing education programs and addresses current nursing education issues and trends. During FY2024, the Education Committee reviewed ten Continued Full Approvals, three Prerequisite Approvals, three Initial Approvals, and three Full Approvals for nursing programs. The Committee also reviewed new satellite locations for approved medication assistant-certified programs. The committee chairperson is Tabitha Lancaster, RN.

Finance

The ASBN Finance Committee is a group of designated board members who provide recommendations to the full board. Board members are responsible for the oversight of ASBN, so the Finance Committee is charged with the review of ASBN's financial information. Phillip Petty, RN, is committee chairperson. The financial information reviewed by the Finance Committee includes, but is not limited to, the following:

- Financial Statements
- Financial Documents provided by the AR Department of Health
- Reconciliations of Financial Statements to AASIS
- Accounting policies
- Authorizations of board member attendees for travel (i.e., Mid-Year, Annual NCSBN Meetings)
- ACFR Reports
- Signs of Financial Difficulty Reminders
- Biennial Budget
- Annual Operations Plan
- Audit Review
- Control Self-Assessment Review
- Nursing Student Loan Program
- Any other finance related issues or documents
- Strategic Plan – Finance Related items

Committees

Practice

The ASBN Practice Committee reviews and researches best practices for current issues in nursing practice and recommends official positions or other actions to the full Board. The committee monitors open investigations for trends in length of time cases are open and makes recommendations to the Board. The Practice Committee addresses other issues as assigned by the Board President. Cassie Gonzales, APRN, is the committee chair.

Prescriptive Authority

The Prescriptive Authority Committee functions in an advisory capacity to assist the Board with oversight and implementation of the provisions regarding prescriptive authority. The committee is composed of six members appointed by the Board and approved by the governor. Four members are APRNs with at least three members holding certificates of prescriptive authority and active DEA numbers. One member is a licensed physician who has been involved in a collaborative practice agreement with an APRN for at least five years. One member is a licensed pharmacist who has been licensed at least five years.

Full Independent Practice

In 2021 the legislature passed Act 412 which provides a pathway for certified nurse practitioners to apply for full independent practice removing the requirement of a collaborative practice agreement for prescriptive authority. Act 412 also created the Full Independent Practice Credentialing Committee (FIPCC), a separate committee comprised of four physicians and four advanced practiced registered nurses appointed by the governor to review and approve all applications for full independent practice. This committee is independent of ASBN and works in collaboration with the Arkansas State Medical Board (ASMB). ASBN Director and ASMB Director serve as ex-officio nonvoting members on the committee. Amendments were made in 2023 that added eligibility for clinical nurse specialists. Minimum eligibility requirements for applicants include 6,240 hours of practice under a board approved agreement.

ASBN began accepting applications August 1, 2022, through the Arkansas Nurse Portal. The FIPCC meets quarterly to review applications.

Advanced Practice Registered Nurses Approved for Full Independent Practice			
	July 1, 2022 – June 30, 2023	July 1, 2023 – June 30, 2024	TOTAL
CNP	353	199	552
CNS	0	6	6
TOTAL	353	205	558

Budget

The ADH-Arkansas State Board of Nursing does not receive appropriations of general revenue from the state. Nurse licensure fees constitute the agency's primary financial support. The FY 2024 total revenue was \$4,200,891.14. Expenses for the fiscal year totaled \$3,786,375.60. Total revenue and expenses include Board of Nursing operating fund, nursing student loan fund, continuing education workshop fund and grant fund.

The Board is required to pay 1.5 percent of revenue fees to the Treasury of the State of Arkansas. These funds are credited to the State's General Fund for appropriation to various other agencies and services of state government. The Board paid \$60,793.78 to the General Fund for FY 2024. The financial statements and graphs on the following pages reflect the breakdown of revenue and expenses for the fiscal year 2024.

The Nursing Student Loan fund titled the Faith A. Fields Nursing Scholarship Loan is a separate fund used only for the purpose of providing loan/scholarships to nursing students and nurse educator students. The program is funded by donations that are deposited into the designated fund. Up to \$100,000.00 may be transferred from the Operating Fund each year to fund the program. From these funds, nursing students are awarded loans that can become scholarships if they work in the state of Arkansas after graduation and licensure. In addition to the current recipient selections, beginning in the Fall of 2017, each year two recipients are selected to receive the Faith A. Fields Scholarship Loan in honor of the memory of Jill Hasley, the ASBN Program Coordinator in the Advanced Practice Department from June 25, 2011, until her death on July 30, 2016.

The Continuing Education fund is also a separate fund that allows the Board of Nursing to collect registration fees for the educational workshops provided by the Board of Nursing. The designated funds from the registration fees are used to offset the costs associated with providing this service.

The Grant fund is a special revenue fund established in FY2018 to comply with Act 521 of 2017. Up to \$173,000.00 may be transferred from the Operating Fund each year to fund the program. This allows ASBN to provide a grant to the Arkansas Center for Nursing, Inc.

The ending balance in each ASBN fund as of June 30, 2024, was:

- SBN0100 (Operating) Fund \$8,115,303.91
- SBN0200 (Grant) Fund \$375.38
- NNB0000 (Continuing Education Workshop) Fund \$721.23
- NNB0200 (Nursing Loan) Fund \$207,440.86

Budget

ARKANSAS STATE BOARD OF NURSING PROFIT & LOSS ALL FUNDS JULY 1, 2023 – JUNE 30, 2024

INCOME	Appl/Endorse	217,565.00
	CE Income	23.97
	Certifications	2,550.00
	Corp Nursing Reg	425.00
	Exam Fees & Scope P	292,715.00
	I-Agency Trans In-Grant	146,215.30
	I-Agency Trans In-NSL	100,000.00
	Intra-Agency Trans In	2,261.02
	License & Permit	3,178,990.00
	Misc Income	18,126.60
	NSL Income	10,803.55
	Pen/Civil Fines	66,336.64
	Pr Yr Warr Otlw	681.56
	Refund	600.00
	Reinst Fees/Late Pen	103,837.50
	Temp License	59,760.00
Total Income		4,200,891.14
Cost of Goods Sold (COGS)		
	Special Revenue Fee	60,793.78
Total COGS		60,793.78
Gross Profit		4,140,097.36
EXPENSE	Advertising	334.87
	Automobile Expense	1,114.58
	Board Member Exp	30,802.49
	Capital Outlay	5,668.68
	Dues and Subscriptions	10,433.93
	Empl Benefits	207,900.00
	Equipment Rental	14,107.04
	Food Purchase 02-5090019000	7,149.42
	Grant 04-5100001000	172,624.62
	Insurance	2,833.02
	Inter Agency Transfer Out	1,753.20
	Investigations	366,868.12
	Licenses and Permits	957.51
	Low Value Asset Purchase	6,544.02
	Miscellaneous	246,215.30
	Nursing Student Loan Payment	77,750.00
	Office Supplies	34,507.90
	Payroll-Matching	413,963.44
	Payroll-Salaries	1,811,504.14
	Postage and Delivery	441.18
	Printing and Reproduction	22,954.88
	Process Servers	860.00
	Professional Fees	47,628.05
	Refunds	525.65
	Rent-Bldg	234,157.20
	Repairs	3,138.96
	Software	18,966.15
	Sponsorship	5,000.00
	Supplies	3,954.41
	Telephone/Communications	12,057.10
	Travel-Staff	22,971.23
	Travel – Other	688.51
Total Expense		3,786,375.60
Net Income		353,721.76

Budget

ARKANSAS STATE BOARD OF NURSING OPERATING FUND JULY 1, 2023 – JUNE 30, 2024

INCOME	Appl/Endorse	217,565.00
	Certifications	2,550.00
	Corp Nursing Reg	425.00
	Exam Fees & Scope P	292,715.00
	Intra-Agency Trans In	2,261.02
	License & Permit	3,178,990.00
	Misc Income	18,126.60
	Pen/Civil Fines	66,336.64
	Pr Yr Warr Otlw	81.56
	Refund	600.00
	Reinst Fees/Late Pen	103,837.50
	Temp License	59,760.00
	Total Income	3,943,248.32
Cost of Goods Sold (COGS)		
	Special Revenue Fee	60,793.78
Total COGS		60,793.78
Gross Profit		3,882,454.54
EXPENSE	Advertising	334.87
	Automobile Expense	1,114.58
	Board Member Exp	30,035.58
	Capital Outlay	5,668.68
	Dues and Subscriptions	10,433.93
	Empl Benefits	207,900.00
	Equipment Rental	14,107.04
	Food Purchase	7,149.42
	Insurance	2,833.02
	Investigations	366,868.12
	Licenses and Permits	957.51
	Low Value Asset Purchase	6,544.02
	Miscellaneous	246,215.30
	Office Supplies	34,507.90
	Payroll-Matching	413,963.44
	Payroll-Salaries	1,811,504.14
	Postage and Delivery	441.18
	Printing and Reproduction	22,954.88
	Process Servers	860.00
	Professional Fees	45,178.05
	Refunds	525.65
	Rent-Bldg	234,157.20
	Repairs	3,138.96
	Software	18,966.15
	Sponsorship	5,000.00
	Supplies	3,954.41
	Telephone/Communications	12,057.10
	Travel-Staff	22,971.23
	Travel - Other	688.51
	Total Expense	3,531,030.87
Net Income		351,423.67

Budget

ARKANSAS STATE BOARD OF NURSING CONTINUING EDUCATION FUND JULY 1, 2023 – JUNE 30, 2024

INCOME		
	CE Int Income	23.97
	Total CE Income	23.97
Gross Profit		23.97
	Total Expense	0.00
Net Income		23.97

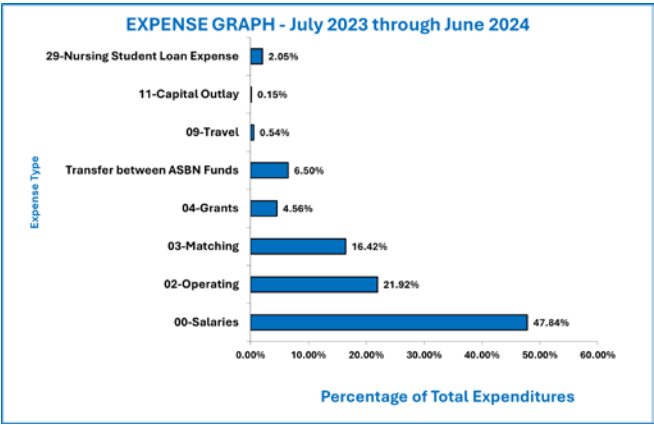
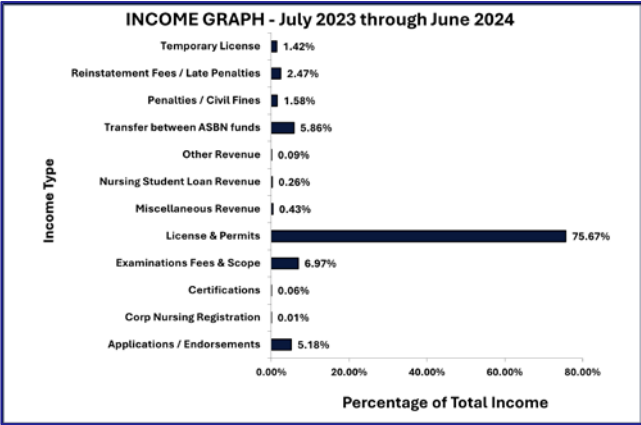
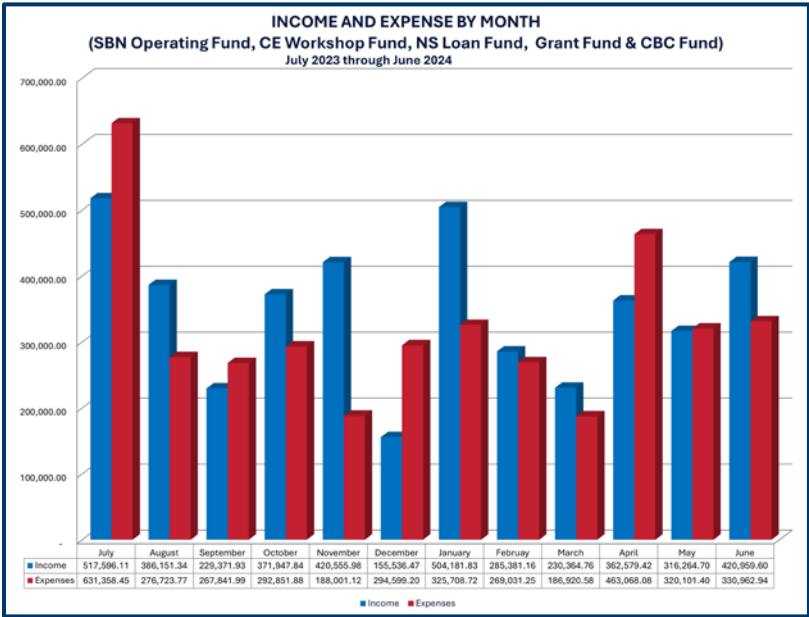
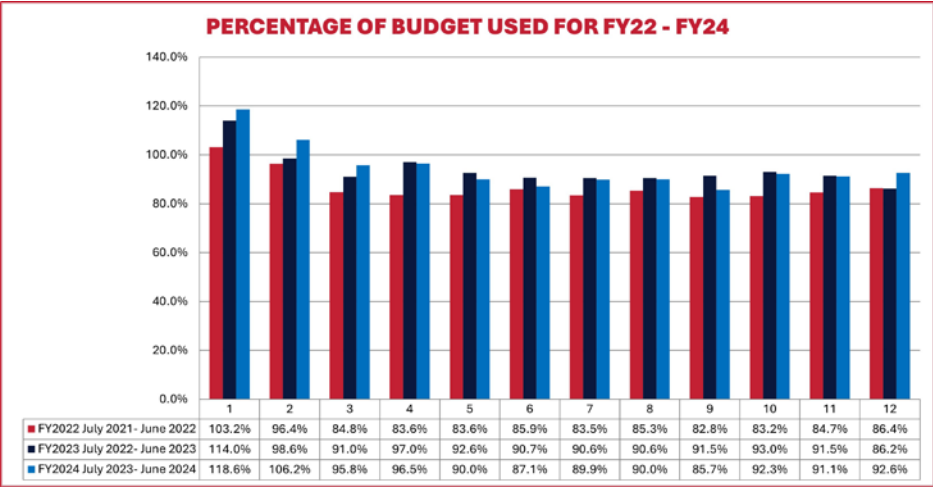
ARKANSAS STATE BOARD OF NURSING NURSING STUDENT LOAN FUND JULY 1, 2023 – JUNE 30, 2024

	I-Agency Trans In-NSL	100,000.00
INCOME		
	Contributions/Donation	3,000.00
	Interest Income from NNB0200	7,803.55
	Total NSL Income	10,803.55
	Pr Yr Warr Otlw	
	NSL	600.00
	Total Pr Yr Warr Otlw	600.00
	Total Income	111,403.55
Gross Profit		111,403.55
EXPENSE		
	Nursing Student Loan Payment	77,750.00
	Total Expense	77,750.00
Net Income		33,653.55

ARKANSAS STATE BOARD OF NURSING GRANT FUND JULY 1, 2023 – JUNE 30, 2024

INCOME	I-Agency Trans In-Grant	146,215.30
	Total Income	146,215.30
Gross Profit		146,215.30
EXPENSE	Grant	172,624.62
	Total Expense	172,624.62
Net Income		26,409.32

Budget



Budget

Fee Chart for FY2024 (as of 6/30/2024)

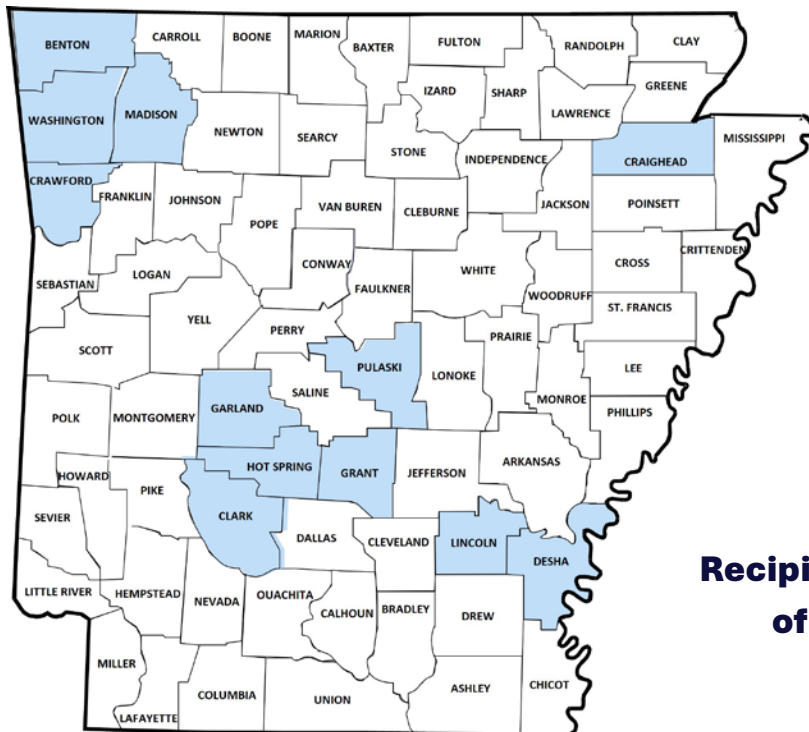
Description	Fees
Licensure by Examination Application – RN & LPN	\$100.00
Medication Assistant – Certified Examination	\$35.00
International Nurse Application	\$200.00
Inactive Licensure Reinstatement (<i>plus license renewal</i>)	\$10.00
Lapsed Licensure Reinstatement (<i>late penalty</i>)	\$100.00
Lapsed Certification Reinstatement (<i>late penalty</i>)	\$50.00
CE Late Fee	Varies
Certification to another state (RN, LPN & LPTN provided for jurisdictions outside the USA) (APRN, RNP & MA-C provided for all jurisdictions)	\$30.00
CRNA Corporation Registration	\$25.00
Licensure by Endorsement Application – LPTN	\$100.00
Licensure by Endorsement Application – APRN, RN & LPN	\$125.00
Medication Assistant – Certified Endorsement	\$65.00
Fines – assessed by ASBN	Various
Temporary Permit Application	\$30.00
Advanced Practice Application	\$125.00
Prescriptive Authority Application	\$160.00
Certified Copy of Records	\$20.00
Renewal License – RN	\$100.00
Renewal License – LPN & LPTN	\$90.00
Renewal License – RNP (must also hold a valid RN license)	\$40.00
Renewal License – CRNA, CNM, CNP, CNS (must also hold a valid RN license)	\$65.00
Medication Assistant – Certified Renewal	\$40.00
CRNA Corporation Renewal	\$10.00
Continuing Education Workshop Registration	\$45.00
Criminal Records Review – (Pre-Licensure waiver determination)	\$75.00
CE Approval Request	\$10.00
Rosters, RN, LPN, LPTN, RNP, APRN (<i>ASBN receives \$100.00 / \$100.00 to INA</i>)	\$200.00
Visa Screening	\$30.00

Faith A. Fields Nursing Scholarship/Loan

The ASBN nursing student loan program was established in 2003 and legislatively revised by Act 9 in 2009. The purpose of the program is to provide funding for individuals attending a nursing program that will lead to licensure as a nurse or provide a higher degree in nursing. The goal is to increase the number of nurses in practice settings and faculty in nursing education programs. Representative Tracy Pennartz, the sponsor of the 2009 legislation supported nursing education and requested emphasis be placed on nurses desiring to teach in an Arkansas nursing education program.

Applicants apply for one of two types of scholarship/loan. Applicants entering a nursing program that leads to initial licensure as a nurse or who desire to remain in the practice setting apply for the Practice Loan. Applicants who are already a nurse and currently teach or plan to teach in a nursing program apply for the Educator Loan. Recipients of either loan type may have their loans converted to scholarships according to the terms of the loan. Recipients of the Practice Loan must practice full-time as a nurse in an Arkansas facility one year for each year of the loan and the Educator Loan recipients must teach full-time in an Arkansas nursing program one year for each year of the loan.

Loans are made to students around the state with most loans made to students living in central Arkansas. The diagram below displays the counties in which recipients from FY2024 reside.

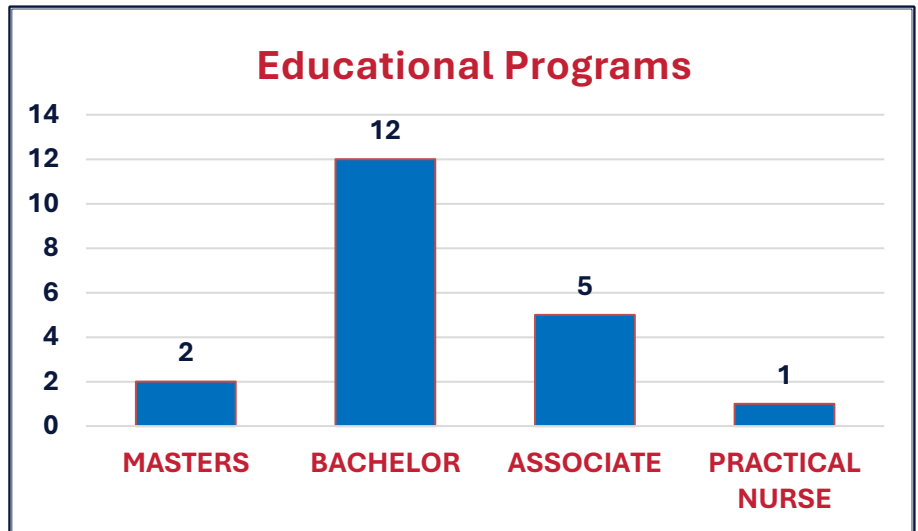


**Recipients by County
of Residence**

Faith A. Fields Nursing Scholarship/Loan

Educational Programs

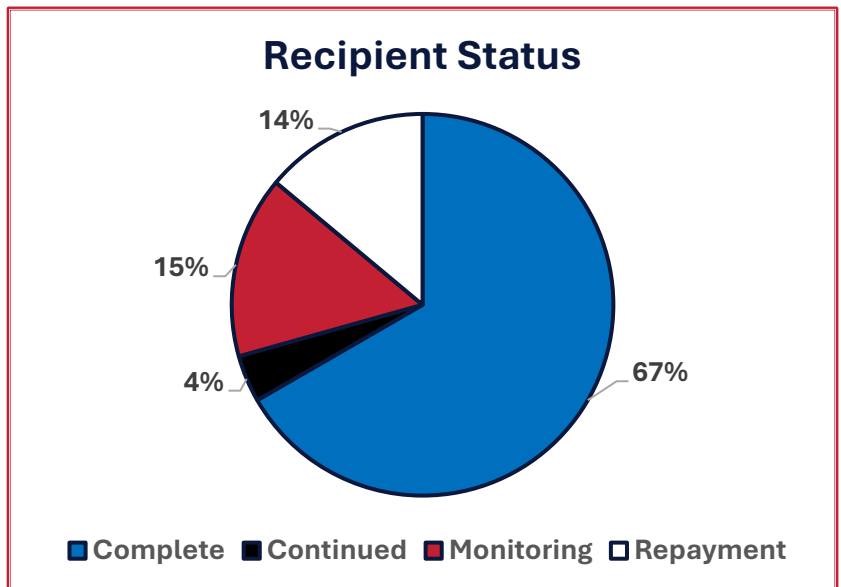
Nursing education programs attended by the twenty (20) individual recipients of fiscal year 2024 were from a variety of educational levels. The table indicates the breakdown of nursing educational programs attended by recipients.



Loan Recipient Status

Each recipient has a nine-month grace period following graduation to allow time to secure a nursing position that meets the contract requirements. During this time and while completing their work requirements they are placed in monitoring status.

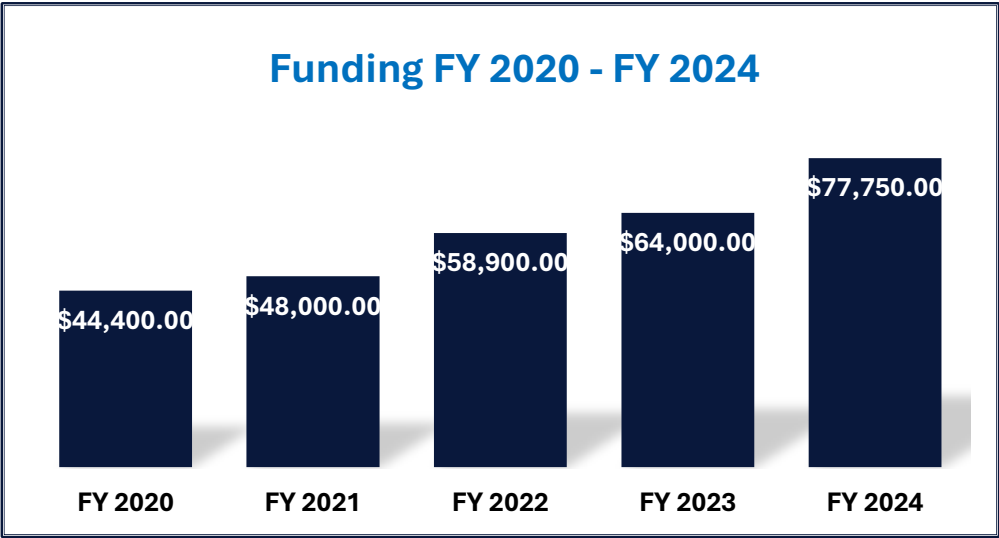

Since 2010, two hundred one (201) individuals have received a scholarship/loan from the Faith A. Fields Scholarship/Jill Hasley Scholarship. At the end of fiscal year 2024, one hundred thirty-four (134) have completed the terms of their scholarship by practicing/teaching in Arkansas or repaying their scholarship funding. Eight (8) recipients will continue receiving scholarship money for the upcoming fiscal year. Thirty-one (31) recipients are being monitored for compliance with the terms of the loan and twenty-eight (28) are in collections for repayment of the loan due to failure to fulfill the terms of the contract. Loan recipients who fail to complete the nursing program or graduate and do not comply with the terms of the loan (fail to practice or teach in an Arkansas institution) are placed into repayment status.



Faith A. Fields Nursing Scholarship/Loan

Number and Types of Loans

In 2021, the amount appropriated for each fiscal year was increased from \$50,000 to \$100,000. The table below demonstrates the amount disbursed for scholarship awards during the last five years by fiscal year. A total of thirty-six (36) loans were granted during the reporting period totaling \$77,750. For the fall 2023 semester, one (1) educator loan and nineteen (19) practice loans were disbursed. The loans awarded for the following spring semester (2024) consisted of a continued funding of one (1) educator loan and fifteen (15) practice loans. The table to the right depicts the amount of funding allocated for the two loan types during the fiscal year.



The Faith A. Fields Scholarship/Loan program continues to meet its goal of providing money for individuals attending a nursing education program.

Discipline

The Arkansas *Nurse Practice Act (NPA)* and its *Rules* provide that the Board may deny, suspend, revoke, limit or otherwise discipline any license or privilege to practice nursing or certificate of prescriptive authority issued by the Board or applied for in accordance with the provisions to discipline a licensee upon proof that the person:

- (1) Is guilty of fraud or deceit in procuring or attempting to procure a license to practice nursing or is engaged in the practice of nursing without a valid license;
- (2) Is guilty of a crime or gross immorality;
- (3) Is unfit or incompetent by reason of negligence, habits, or other causes;
- (4) Is habitually intemperate or is addicted to the use of habit-forming drugs;
- (5) Is mentally incompetent;
- (6) Is guilty of unprofessional conduct;
- (7) Has had a license, privilege to practice, certificate, or registration revoked, suspended, or placed on probation or under disciplinary order in any jurisdiction;
- (8) Has voluntarily surrendered a license, privilege to practice, certification, or registration and has not been reinstated in any jurisdiction; or
- (9) Has willfully or repeatedly violated any of the provisions of any chapter of the Arkansas *NPA*.

An individual is not eligible to receive or hold a license if that individual has pleaded guilty or nolo contendere to or been found guilty of any offense listed in § 17-3-102(a) unless the persons requests and the Board grants a waiver pursuant to in § 17-3-102(b). Investigations of inquiries and reports are completed by Board staff, legal counsel, contract investigators or other governmental agencies. During its investigations, the staff has continued to emphasize the Board's commitment to the due process afforded each licensee under the provisions of the *NPA* and the Administrative Procedures Act, as well as the Board's charge to protect the public. During the reporting period, 1,710 complaints were received, 1,278 cases were assigned to an investigator and 1,277 cases were closed.

BOARD DISCIPLINARY ACTIONS July 1, 2023 – June 30, 2024

ACTION	APPLICANT	PRACTICAL NURSE	REGISTERED NURSE	CERTIFIED CLINICAL NURSE SPECIALIST	CERTIFIED NURSE PRACTITIONER	CERTIFIED NURSE MIDWIFE	CERTIFIED REGISTERED NURSE ANESTHETIST	COMPACT PRIVILEGE TO PRACTICE	TOTAL
Suspension	0	12	10	0	1	0	0	0	23
Revocation	0	0	0	0	0	0	0	0	0
Probation	0	29	41	0	5	0	0	0	75
Letter of Reprimand	0	34	33	1	27	0	0	0	95
Voluntary Surrender	0	25	27	0	0	0	1	0	53
Cease & Desist	0	1	1	0	0	0	0	13	15
Prescriptive Authority Disciplined	0	0	0	0	2	0	0	0	2
TOTAL	0	101	112	1	35	0	1	13	263
NONDISCIPLINARY ACTIONS									
Letter of Warning	0	36	79	1	59	0	5	1	181
Reinstatements	0	8	12	0	0	0	0	0	20
Probation Removed	0	13	22	0	1	0	1	0	37
Nonpayment of Child Support	0	2	0	0	0	0	0	0	2
Suspension	0	2	0	0	0	0	0	0	2
Imposters Investigated	0	1	1	0	0	0	0	0	2
TOTAL	0	60	114	1	60	0	6	1	242
FORMAL AND INFORMAL HEARINGS									
Administrative Hearings	1	22	25	0	2	0	1	0	51
Consent Agreements	1	30	21	1	7	0	0	0	60
TOTAL	2	52	46	1	9	0	1	0	111
OVERALL TOTAL	2	213	272	3	104	0	8	14	616
TOTAL FINES ASSESSED (July 1, 2023 – June 30, 2024)									\$166,074.53
Assessments from APRNs									\$12,864.44
Assessments from RNs									\$102,074.96
Assessments from LPNs									\$51,135.13
TOTAL FINES COLLECTED (July 1, 2023 – June 30, 2024)									\$66,501.64
CE Late Fees Collected FY24									\$1,037.50

Disciplinary Actions by the Board of Nursing

Complaint received

Reviewed by Board Staff	Request a formal investigation
	Gathers additional information
	Determines no additional information is needed
General Counsel and Board Staff review complaints and investigative information	Determines charges of violation of <i>Nurse Practice Act</i>
	Determines whether disciplinary action should be pursued

If disciplinary action is pursued, this can be accomplished in one of three ways:

Letter of Reprimand	The Board issues a reprimand on the license of the nurse. Licensee may be required to complete stipulations, such as educational courses, to satisfy the terms of the Letter of Reprimand within a certain time frame. Failure to comply may result in suspension until the terms are met.
Consent Agreement	The Board staff determines the violations and proposed stipulations. Board attorney draws up a legally binding agreement. The licensee receives a copy of the agreement, agrees to the terms, including waiving their right to a hearing before the Board, signs the agreement and returns to Board office. (If the licensee declines to sign the agreement, the Disciplinary Hearing process begins.) Board President signs the agreement following a majority approval by the Board.
Disciplinary Hearing	<p>The General Counsel files formal charges. This may be done initially or after the licensee declines a Consent Agreement.</p> <p>Disciplinary Hearing is held – If the Board finds that the conduct which was charged did not occur or that the conduct which did occur is not a violation of the <i>Nurse Practice Act</i>, the case is dismissed, and no further action is taken.</p> <p style="text-align: center;">OR</p> <p>If the Board finds the nurse violated the <i>Nurse Practice Act</i>:</p> <p>Disciplinary Order – The Board issues an Order setting forth the discipline. This Order becomes effective the day it is signed.</p> <p>Appeal – The licensee may appeal this decision to the circuit court of the county in which he/she resides or the Circuit Court of Pulaski County, AR.</p>

Alternative to Discipline

Arkansas Alternative Program (ArNAP) is a non-public, abstinence-based, non-disciplinary monitoring program that was legislatively created in 2017 to help licensed nurses and applicants who have a drug or alcohol abuse problem, or addiction.

The mission of ArNAP is to protect the public by providing education, consultation, referral, monitoring, and support for participants licensed or certified by the Board of Nursing with conduct related to substance abuse and use. The program is administered by the Arkansas State Board of Nursing and is available to individuals who meet the program criteria.

To participate in ArNAP, a nurse must meet the following criteria:

- Hold an Arkansas nursing license, certificate or be eligible for licensure or certification.
- Otherwise, be eligible for continued licensure or certification under the Arkansas *Nurse Practice Act*.
- Acknowledge a drug or alcohol abuse problem or addiction; and
- Voluntarily request participation in ArNAP.

An individual will be denied participation in ArNAP if they do not meet the eligibility requirements, or if any of the following is applicable:

- Diverted controlled substances for reasons other than self-administration.
- Engaged in behaviors resulting in patient harm.
- Have prior discipline by any board of nursing for substance abuse or diversion; or
- Demonstrated unsuccessful participation resulting in termination from ArNAP or another similar program offered in another jurisdiction.

Process for Entering ArNAP

1. A complaint or referral is sent to the Board.
2. The complaint or referral is reviewed to determine if the individual is eligible for ArNAP.
3. If the individual is eligible for ArNAP and requests to participate in ArNAP, the individual is required to sign an Agreement.
4. The Agreement addresses several initial items, such as acknowledging the drug or alcohol abuse problem or addiction, placing current nursing licensure on inactive status, obtaining an evaluation from a Board-approved evaluator for an addiction evaluation, and agreeing to comply with all treatment recommendations.
5. Once an ArNAP staff member has reviewed the individual's evaluation report, a detailed contract is presented to the individual. The ArNAP Contract contains the terms and conditions that the individual must comply with while enrolled in ArNAP, which may include, but is not limited to the following: daily check-in with a drug screening monitoring company for random drug screens; therapy/counseling; support group meetings (such as 12-step); abstinence from drugs, alcohol, and abuse potential medications; employment restrictions; and submission of required reports (i.e. self, aftercare, treatment provider, and employment).
6. The term of ArNAP varies from one (1) to five (5) years depending upon the complaint or referral, and the diagnosis. A disciplinary flag will not be placed on the individual's license if the individual successfully completes ArNAP.

Alternative to Discipline

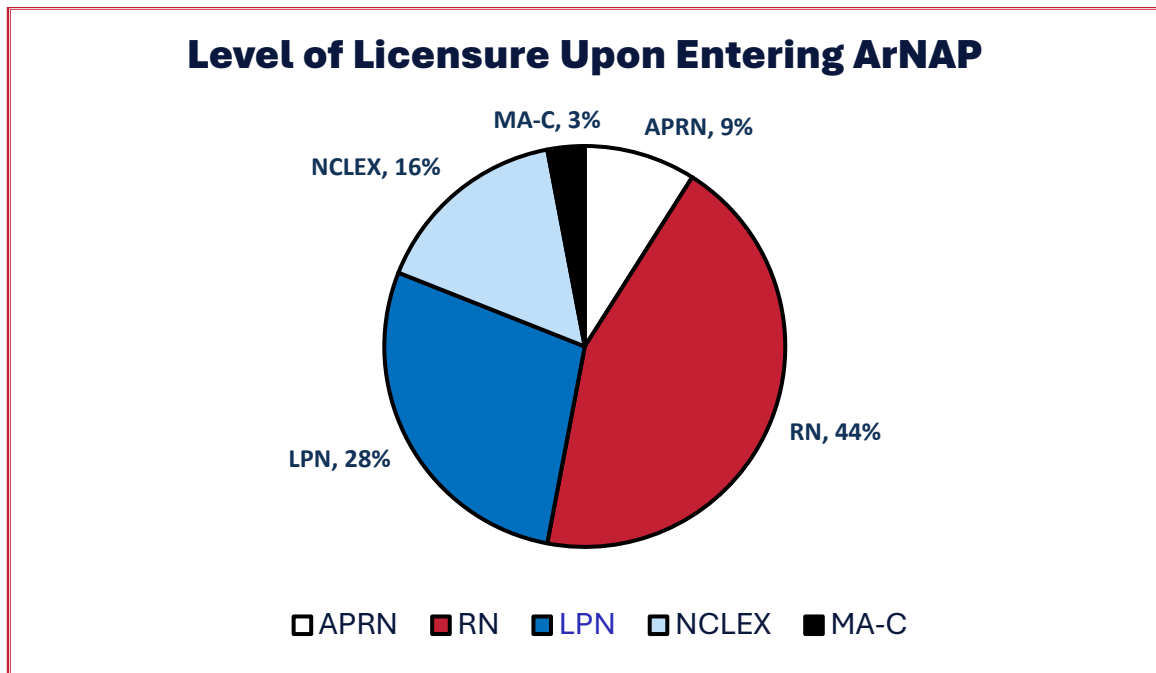
ArNAP Statistics for July 1, 2023, through June 30, 2024

One hundred twenty (120) individuals were screened for eligibility for ArNAP during the reporting period and forty-three (43) individuals entered ArNAP in lieu of disciplinary action. One individual was ordered into ArNAP through a Board hearing. At the end of the reporting period, eighty-six (86) nurses were currently being monitored in the ArNAP program.

Thirty-seven (37) individuals have completed ArNAP successfully during this reporting period, meeting all their monitoring requirements. The program success rate at the end of fiscal year 2024 is 76 percent.

Individuals who fail to meet their monitoring requirements are discharged from ArNAP and referred to the Board for disciplinary action. During the reporting period, fourteen (14) individuals were discharged for failing to meet the requirements of ArNAP. Nine (9) of the individuals chose to voluntarily surrender their license, three (3) nurses chose to enter Consent Agreements (probation), and two (2) individuals were referred to hearing.

The graph below identifies the highest level of licensure of individuals who entered ArNAP during the reporting period.



Licensure

The *Nurse Practice Act* requires that any person practicing as a(n)

- Registered Nurse
- Advanced Practice Registered Nurse
- Registered Nurse Practitioner
- Practical Nurse, or
- Psychiatric Technician Nurse

in this state shall be licensed by the Arkansas State Board of Nursing. Legislation enacted in 1979 authorized the licensing of registered nurse practitioners. Act 409 of 1995 created advanced practice registered nurse licensure. This licensure includes the previous categories of certified registered nurse anesthetist and certified nurse midwives and adds licensure of certified nurse practitioners (previously known as advanced nurse practitioners) and clinical nurse specialists. Appendix A gives totals of nurses licensed in Arkansas by licensure category and county of residence. The information is derived from questions that are completed on the licensure renewal forms. Incomplete data indicates that the licensee did not provide that information.

Advanced Practice

The table below lists the number of Advanced Practice Registered Nurses granted initial licensure in Arkansas during the reporting period:

Advanced Practice Registered Nurses Licensure July 1, 2023 – June 30, 2024			
	Endorsement	Exam	TOTAL
Certified Nurse Practitioners	421	275	696
Certified Registered Nurse Anesthetists	61	40	101
Certified Nurse Midwives	5	3	8
Clinical Nurse Specialists	1	0	1
TOTAL	488	318	806

Advanced Practice Prescriptive Authority

Act 409 of 1995 gave the Board authority to grant certificates of prescriptive authority to qualified advanced practice registered nurses. Advanced practice licensure applicant types and numbers of licensees granted a certificate of prescriptive authority during the reporting period are identified below:

Advanced Practice Registered Nurses Granted Prescriptive Authority July 1, 2023 – June 30, 2024	
Prescriptive Authority	470
TOTAL	470

Licensure

Licensure by Examination

Licensure examinations for registered nurse and practical nurse candidates are administered via computerized adaptive testing. State boards of nursing contract with the National Council of State Boards of Nursing (NCSBN) for these examinations. In Arkansas, tests are administered by technology centers located in Little Rock, Fort Smith, Rogers and Texarkana. A candidate may test at any center nationwide or internationally for licensure by the Board that provided the authorization to test.

The licensure examinations have one purpose: to test knowledge, skills and abilities essential to the safe and effective practice of nursing at the entry level. The use of national RN and PN examinations facilitates licensure by endorsement from one jurisdiction to another. The passing standard is set by a panel of practicing nurses who are knowledgeable of entry-level nursing practice. Membership on the panel is open to all NCSBN jurisdictions. Examination results are reported to boards of nursing and to the candidates as either “pass” or “fail”. Unsuccessful candidates are provided with a performance report that gives information on areas for remedial study.

The Board participates in the test development system administered by the testing service of the NCSBN. The Arkansas Board approves practicing nurses to participate in RN and PN item writing, item review and standard-setting panel.

Temporary permits may be issued to Arkansas graduates of a nursing program. This permit allows a nurse to practice between graduation and receipt of results of the first examination for which the licensee is eligible.

Licensure by Examination July 1, 2023 – June 30, 2024			
Registered Nurses	1,907	Practical Nurses	811
TOTAL			2,718

Licensure by Endorsement

Pursuant to the Arkansas *Nurse Practice Act (NPA)*, the Board may issue a license to practice nursing by endorsement to an applicant who is duly licensed as a nurse under the laws of another state, territory, or foreign country if the applicant meets Board qualifications. Applicants for endorsement must have successfully completed a nursing education program, the appropriate licensure examination and must be verified by the jurisdiction of original licensure. An amendment to the *NPA* enacted by the 1980 Special Session of Legislature, provided for issuing temporary permits to qualified endorsement applicants holding current licensure in other states.

Licensure by Endorsement July 1, 2023 – June 30, 2024			
Registered Nurses	914	Practical Nurses	100
TOTAL			1,014

Licensure

Temporary Permits

Temporary Permits Issued July 1, 2023 – June 30, 2024			
Registered Nurse Exam	799	Registered Nurse Endorsement	310
Practical Nurse Exam	446	Practical Nurse Endorsement	26
		TOTAL	1,581

License Renewal

The *Nurse Practice Act* requires biennial license renewal for practicing nurses. Renewal reminders are mailed at least sixty days before the license expiration date. Nurses who allow their licenses to lapse and who have not practiced nursing during the preceding licensure period may be reinstated upon request, payment of the renewal fee and late penalty, and after meeting the continuing education requirements. Nurses who do not renew are in good standing as long as they do not practice nursing in Arkansas. Legislation to require continuing education prior to license renewal was passed in the 2001 Legislative session. Approved renewals based on application submission are reflected in the table.

License Renewals July 1, 2023 – June 30, 2024			
Advanced Practice Registered Nurse	3,148	*Advanced Practice Registered Nurse	142
Licensed Practical Nurse	6,095	*Licensed Practical Nurse	297
Licensed Psychiatric Technician Nurse	21	*Licensed Psychiatric Technician Nurse	1
Registered Nurse	21,970	*Registered Nurse	518
Registered Nurse Practitioner	135	*Registered Nurse Practitioner	3
		TOTAL	32,330

*Post-expiration – licensees renewing after the expiration date

Retired Licenses

Any licensee who desires to retire from the practice of nursing for any length of time in this state and submits an electronic application will have their current license placed on Inactive Retired status. While retired, the licensee shall not practice nursing. However, the nurse may use respective credentials. When the licensee desires to resume practice, he or she shall submit a renewal application, which shall be completed and submitted with a reinstatement fee and the current renewal fee. The number of current retired licenses issued during the reporting period is 144.

Licensure

Military Automatic Licenses

The Arkansas State Board of Nursing (ASBN) is committed to honoring the service of active and reserve uniformed service members, uniformed service veterans and their families.

As mandated by Act 137 of the 2023 Arkansas legislative session, the ASBN has adopted rules to assist active and reserve uniformed service members, uniformed service veterans, and their spouses in obtaining initial nursing licensure. ASBN provides an opportunity for automatic temporary permit licensure and preferential processing during the issuance of a permanent license. The total number of automatic licenses issued to active-duty military members, veterans, and their spouses for Fiscal Year 2024 is listed below.

Number of Military Expedited Licenses – FY24	
Active-Duty Military Members	34
Veterans	190
Spouses	215
TOTAL	439

Criminal Background Checks

Federal and Arkansas criminal background checks are required of all individuals applying for an initial license in Arkansas. During the 2023-2024 fiscal year, 5,527 Arkansas and federal criminal background checks were conducted. There were 418 investigations initiated, and 462 investigations resolved on applicants with a positive criminal background check.

Education

The Arkansas State Board of Nursing staff conducts presentations, continuing education workshops, and online courses on a regular basis throughout the state as included in the Continuing Education Presentations table below. Additionally, continuing education courses were developed and are offered on a continuous basis thus expanding our online presence. Online course offerings have the advantage of reaching a larger audience. The Online Course Offering table reflects courses that are available and the number of times each course was taken in the respective fiscal year.

CONTINUING EDUCATION PRESENTATIONS

July 1, 2023 – June 30, 2024

DATE	TITLE	CITY	NURSES	STUDENTS	OTHER HEALTHCARE
September 12, 2023	What to Expect as a New Nurse	Little Rock	2	130	0
September 19, 2023	Nurse Residency Program	Conway	18	0	0
September 22, 2023	NANEP	Little Rock*	85	0	0
October 2, 2023	Advanced Practice Nursing in Arkansas	Little Rock	35	0	0
October 3, 2023	Nurse Residency Program	Conway	3	0	0
October 23, 2023	Education Program Director Orientation	Little Rock*	67	0	0
November 3, 2023	ARNA – ASBN NGN Update	Little Rock	35	15	0
December 7, 2023	Certificate of Full Independent Practice	Texarkana	0	0	50
January 16, 2024	Advanced Practice Nursing in Arkansas	Conway*	8	0	0
January 29, 2024	Advanced Practice Nursing in Arkansas	Arkadelphia*	16	0	0
February 23, 2024	NANEP	Little Rock*	76	0	0
March 5, 2024	Advanced Practice Nursing in Arkansas	Little Rock*	35	0	0
March 26, 2024	Education Town Hall	Little Rock*	82	0	0
April 19, 2024	Advanced Practice Nursing in Arkansas	Little Rock	0	0	32
May 2, 2024	It's the Law! Rules & Statutes – Opioids	Little Rock	67	0	0
May 3, 2024	Updates for APRNs	Little Rock	252	0	0
May 21, 2024	ASBN Scope of Practice	Conway	10	0	0
June 21, 2024	Advanced Practice Nursing in Arkansas	Jonesboro	3	1	0
*virtual		TOTAL	794	146	82

Education Programs

The Arkansas State Board of Nursing has statutory authority to oversee nursing educational program compliance with mandated regulations and educational standards as established by the Arkansas legislature. A nursing program that is approved initially progresses through a three-tiered process of approval that includes Prerequisite Approval, Initial Approval and Full Approval.

A nursing program that is approved continues to be reviewed for continued compliance with the educational standards as delineated in the *Rules*. The staff periodically conducts a program review to verify compliance. A new program has an onsite survey three years after initial full approval. Established programs have an onsite survey every five years, or if they have continued accreditation status from a national accreditation organization and maintain a National Council Licensure Examination (NCLEX®) passage rate of 75 percent or higher they are allowed to submit a paper survey to ASBN versus an onsite review. There are two approval designations for established programs that prepare graduates for licensure that include Continued Full Approval and Conditional Approval.

Education Surveys Conducted July 1, 2023 – June 30, 2024

Paper Submission	3	Site Visit	13
TOTAL			16

Approved Education Programs July 1, 2023 – June 30, 2024

<i>Master's Entry into Professional Nursing</i>	1
<i>Baccalaureate Degree</i>	14
<i>Associate Degree</i>	25
<i>Practical Nurse</i>	27
<i>Medication Assistants</i>	11
TOTAL	78

Program Approval Status July 1, 2023 – June 30, 2024

	Prerequisite Approval	Initial Approval	Full Approval	Conditional Approval
Associate Degree	0	3	20	2
Baccalaureate Degree	1	0	12	1
Master's Entry into Professional Nursing	0	0	1	0
Practical Nursing	0	1	26	0
TOTAL	1	4	59	3

Approved Nursing Programs

Associate Degree – Preparing for Registered Nurse Licensure

Arkansas Northeastern College – Blytheville, 2501 Division St., P. O. Box 1109, Blytheville, AR 72316
Phone: 870.780.1223; Fax: 870.762.3376

Arkansas Rural Nursing Education Consortium (ARNEC), 1558 US Hwy 371, Nashville, AR 71852 Phone: 870.584.1147

ASU, Newport - Phone: 870.512.7833; Fax: 870.512.7715

Black River Technical College, Pocahontas - Phone: 870.248.8000 x 4174; Fax: 870.248.4100

Southark Community College, El Dorado - Phone: 870.864.7136; Fax: 870.864.7104

U of A Community College, Hope - Phone: 870.722.8505; Fax: 870.722.8511

U of A Community College, Morrilton - Phone: 501.977.2002; Fax: 501.977.2049

U of A Cossatot Community College, DeQueen - Phone: 870.584.1147; Fax: 870.642.8212

U of A Rich Mountain, Mena - Phone: 479.394.7622; Fax: 479.394.2828

Arkansas State University, P.O. Box 910, State University, AR 72467
Phone: 870.972.3074; Fax: 870.972.2954

Arkansas State University - Beebe, P. O. Box 909, Searcy, AR 72145
Phone: 501.207.6255; Fax: 501.207.6263

Arkansas State University - Mountain Home, 1600 S. College, Mountain Home, AR 72653
Phone: 870.508.6176

Arkansas State University - Newport, 7648 Victory Boulevard, Newport, AR 72112
Phone: 870.512.7869; Fax: 870.512.7715

Arkansas State University Three Rivers, One College Circle, Malvern, AR 72104
Phone: 501.332.0303; Fax: 501.467.3680

Arkansas Tech University - Ozark, 1700 Helberg Ln., Ozark, AR 72949
Phone: 479.508.8500 x6352; Fax: 479.508.8500 x6351

Baptist Health College, 11900 Colonel Glenn Rd., Suite 1000, Little Rock, AR 72210-2820
Phone: 501.202-7966; Fax: 501.202.6015

Black River Technical College, 1410 Hwy. 304 East, P. O. Box 468, Pocahontas, AR 72385
Phone: 870.248.4000; Fax: 870.248.4100

East Arkansas Community College, 1700 New Castle Road, Forrest City, AR 72335
Phone: 870.633.4480 x245; Fax: 870.633.7222

Jefferson Regional School of Nursing, 1600 West 40th Avenue, Pine Bluff, AR 71603
Phone: 870.541.7164; Fax: 870.541.7807

National Park College, 101 College Drive, Hot Springs, AR 71913
Phone: 501.760.4259; Fax: 501.760.4183

North Arkansas College, 1515 Pioneer Ridge, Harrison, AR 72601
Phone: 870.391.3535; Fax: 870.391.3354

Northwest Arkansas Community College, One College Drive, Bentonville, AR 72712
Phone: 479.619.4256; Fax: 479.619.4254

Ozarka College, P. O. Box 10, Melbourne, AR 72556
Phone: 870.368.2332

Phillips Community College of the University of Arkansas, P.O. Box 785, Helena-West Helena, AR 72342
Phone: 870.338.6474 x 1371; Fax: 870.338.7901

Southeast Arkansas College, 1900 Hazel St., Pine Bluff, AR 71603
Phone: 870.850.3115

Southern Arkansas University Tech, P. O. Box 3499, Camden, AR 71711
Phone: 870.574.4475; Fax: 870.874.4474

University of Arkansas Community College at Batesville, P. O. Box 3350, Batesville, AR 72503
Phone: 870.612.2157; Fax: 870.612.2059

University of Arkansas Community College at Morrilton, 1537 University Blvd., Morrilton, AR 72110
Phone: 501.977.2050

Approved Nursing Programs

Associate Degree – Preparing for Registered Nurse Licensure *(continued)*

University of Arkansas Cossatot, 183 College Drive, DeQueen, AR 71832
Phone: 870.584.1197

University of Arkansas Fort Smith, P. O. Box 3649, Fort Smith, AR 72913
Phone: 479.788.7848; Fax: 479.424.6229

University of Arkansas Little Rock, 2801 So. University, Little Rock, AR 72204
Phone: 501.916.5150; Fax: 501.916.3146

University of Arkansas Monticello, P. O. Box 3606, Monticello, AR 71656-3606
Phone: 870.460.1069; Fax: 870.460.1969

Baccalaureate Degree – Preparing for Registered Nurse Licensure

Arkansas State University, P.O. Box 910, State University, AR 72467
Phone: 870.972.2973; Fax: 870.972.2954

Arkansas Tech University, Dean Hall, Russellville, AR 72801
Phone: 479.968.0383; Fax: 479.968.0219

Harding University, Box 12265, Searcy, AR 72149
Phone: 501.279.4476; Fax: 501.279.4669

Henderson State University, HSU Box 7803, Arkadelphia, AR 71999
Phone: 870.230.5379; Fax: 870.230-5390

John Brown University, 2000 West University Street, Siloam Springs, AR 72761
Phone: 479.524.1566; Fax: 479.524.7441

Ouachita Baptist University, OBU Box 3700, Arkadelphia, AR 71998
Phone: 870.245.5384; Fax: 870.245.5241

Philander Smith University, 900 West Daisy L. Gatson Bates Dr., Little Rock, AR 72202
Phone: 501.370.5393

Southern Arkansas University, 100 E. University MSC9406, Magnolia, AR 71754
Phone: 870.235.4331; Fax: 870.235.5058

University of Arkansas, Eleanor Mann School of Nursing, 606 N. Razorback Rd, Fayetteville, AR 72701
Phone: 479.575.4280; Fax: 479.575.3218

University of Arkansas Fort Smith, Carolyn McKelvey Moore School of Nursing, P. O. Box 3649, Fort Smith, AR 72913
Phone: 479.788.7840; Fax: 479.424.6856

University of Arkansas Monticello, P. O. Box 3606, Monticello, AR 71656-3606
Phone: 870.460.1069; Fax: 870.460.1969

University of Arkansas for Medical Sciences, College of Nursing, 4301 W. Markham, Slot 529, Little Rock, AR 72205
Phone: 501.686.8493; Fax: 501.686.7998

University of Arkansas Pine Bluff, 1200 University Dr., 4973, Pine Bluff, AR 71601
Phone: 870.575.7076; Fax: 870.575.8229

University of Central Arkansas, 201 Donaghey Avenue, Conway, AR 72035
Phone: 501.450.5531; Fax: 501.450.5560

Master's Entry into Professional Nursing – Preparing for Registered Nurse Licensure

Harding University, Box 12265, Searcy, AR 72149
Phone: 501.279.4476; Fax: 501.279.4669

Approved Nursing Programs

Preparing for Practical Nurse Licensure

Arkansas Northeastern College – Blytheville, Practical Nurse Program, P. O. Box 1109, Blytheville, AR 72316
Phone: 870.780.1223; Fax: 870.762.3376

Arkansas State University – Beebe, Practical Nurse Program, P. O. Box 909, Searcy, AR 72145
Phone: 501.207.6255; Fax: 501.207.6263

Arkansas State University – Mt. Home, Practical Nurse Program, 1600 So. College, Mt. Home, AR 72653
Phone: 870.508.6176

Arkansas State University – Newport, Practical Nurse Program, 7648 Victory Boulevard, Newport, AR 72112
Phone: 870.512.7869; Fax: 870.512.7715

Arkansas State University Three Rivers, Practical Nurse Program, 1 College Circle, Malvern, AR 72104
Phone: 501.332.0303; Fax: 501.467.3680

Arkansas Tech University - Ozark, 1700 Helberg Lane, Ozark, AR 72949
Phone: 479.508.8500 x 6201

Baptist Health College, 11900 Colonel Glenn Road, Little Rock, AR 72210
Phone: 501.202.7966; Fax: 501.202.6015

Black River Technical College, Practical Nurse Program, P. O. Box 468, Pocahontas, AR 72455
Phone: 870.248.4000 x 4174; Fax: 870.248.4100

East Arkansas Community College, Practical Nurse Program, P. O. Box 925, Forrest City, AR 72335
Phone: 870.633.4480

National Park College, Practical Nurse Program, 101 College Drive, Hot Springs, AR 71913
Phone: 501.760.4289; Fax: 501.760.4183

North Arkansas College, Practical Nurse Program, 1515 Pioneer Ridge Drive, Harrison, AR 72601
Phone: 870.391.3369; Fax: 870.391.3000

Northwest Arkansas Community College, One College Dr., Bentonville, AR 72712
Phone: 479.619.4256; Fax: 479.619.4254

Northwest Technical Institute, Practical Nurse Program, 709 South Old Missouri Rd., Springdale, AR 72764
Phone: 479.751.8824 x 123; Fax: 479.751.7750

Ozarka College, Practical Nurse Program, P. O. Box 10, Melbourne, AR 72556
Phone: 870.368.2332

Phillips Community College of the University of Arkansas, Practical Nurse Program, 1210 Ricebelt Ave., DeWitt, AR 72042
Phone: 870.946.3506 x 1612; Fax: 870.946.2644

South Arkansas Community College, The Betty Owen School of Practical Nursing, P. O. Box 7010, El Dorado, AR 71731
Phone: 870.864.7136; Fax: 870.864.7104

Southeast Arkansas College, Practical Nurse Program, 1900 Hazel Street, Pine Bluff, AR 7160
Phone: 870.850.3115

Southern Arkansas University Tech, Practical Nurse Program, P. O. Box 3499, Camden, AR 71711
Phone: 870.574.4475; Fax: 870.574.4474

University of Arkansas Community College at Batesville, Practical Nurse Program, P. O. Box 3350, Batesville, AR 72503
Phone: 870.612.2157

University of Arkansas Community College at Hope - Texarkana, Practical Nurse Program, 2500 S. Main, P.O. Box 140, Hope, AR 71801
Phone: 870.722.8505; Fax: 870.722.8511

University of Arkansas Community College at Morrilton, Practical Nurse Program, 1537 University Blvd., Morrilton, AR 72110
Phone: 501.977.2063; Fax: 501.977.2099

University of Arkansas at Fort Smith, Practical Nurse Program, P. O. Box 3649, Fort Smith, AR 72913
Phone: 479.788.7715; Fax: 479.424.6856

Approved Nursing Programs

Preparing for Practical Nurse Licensure *(continued)*

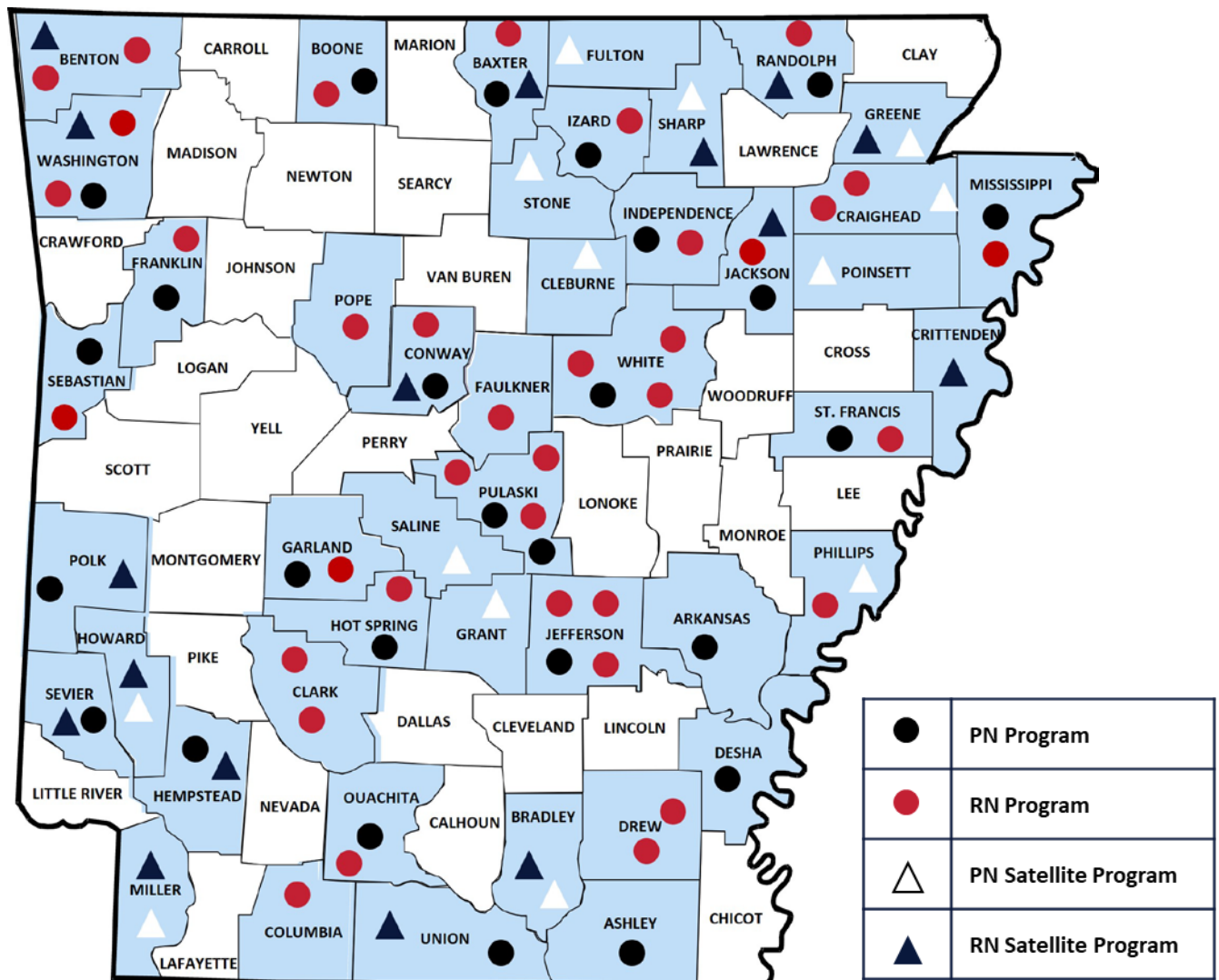
U of A Monticello College of Technology – Crossett, Practical Nurse Program, 1326 Hwy. 52W, Crossett, AR 71635
Phone: 870.460.2011; Fax: 870.364.5717

U of A Monticello College of Technology – McGehee, Practical Nurse Program, P. O. Box 747, McGehee, AR 71654
Phone: 870.460.2124

University of Arkansas Cossatot, Practical Nurse Program, P. O. Box 960, DeQueen, AR 71832
Phone: 870.584.1147; Fax: 870.642.8212

University of Arkansas Pulaski Technical College, Practical Nurse Program, 3000 West Scenic Drive, North Little Rock, AR 72118
Phone: 501.812.2286; Fax: 501.812.2391

University of Arkansas Rich Mountain, Practical Nurse Program, 1100 College Drive, Mena, AR 7195
Phone: 479.394.7622 x 1366; Fax: 479.394.2828



Education Program Enrollment

Enrollment in nursing education programs is reported to the Board by program directors annually in January. The enrollment data submitted and reported is for the previous 2023 academic year. Enrollment figures are inclusive of only students enrolled in nursing courses that lead to a certificate or degree in nursing.

Compared to the previous ASBN Annual Report, enrollment has decreased in Arkansas nursing programs during 2023. The practical nursing programs enrollment decreased from 1,235 students enrolled during 2022, to 1,128 students enrolled during 2023. This is a decreased enrollment of 107 students, or 8.6 percent. The associate degree nursing programs have decreased enrollment from 2,433 students enrolled during 2022, to 2,338 students enrolled during 2023. This is a decreased enrollment of 95 students, or 3.9 percent. The Bachelor of Science in Nursing programs have decreased from 2,584 students enrolled during 2022, to 2,064 students enrolled during 2023. This is a decreased enrollment of 520 students, or 20.1 percent. The Master's Entry into Professional Nursing program has also decreased enrollment from 31 students in 2022, to 21 students in 2023. This is a decreased enrollment of 10 students, or 32.2 percent.

Overall, Arkansas nursing programs have decreased enrollment of students from 6,283 students in 2022, to 5,551 students in 2023. This is an overall decrease of 732 students enrolled, or 11.6 percent.

ENROLLMENT IN PRACTICAL NURSE PROGRAMS

Name of Program	Enrollment	Number for Maximum Capacity	Initially Enrolled in Last Graduating Cohort	Graduated in Last Cohort
Arkansas Northeastern College – Blytheville PN	17	24	19	17
Arkansas State University – Beebe PN	60	100	29	18
Arkansas State University – Mountain Home PN	20	32	18	12
Arkansas State University – Newport PN	107	120	67	58
Arkansas State University – Three Rivers PN	109	130	46	27
Arkansas Tech University – Ozark PN	69	72	24	21
Baptist Health College – Little Rock PN	110	130	59	33
Black River Technical College – PN	26	32	41	31
East Arkansas Community College – PN	24	24	23	18
National Park College – PN	44	50	42	22
North Arkansas College – PN	13	25	18	13
Northwest Technical Institute – PN	36	50	42	28
Ozarka College – PN	95	160	42	28
Phillips Community College of the University of Arkansas (DeWitt) – PN	26	32	35	8
South Arkansas Community College – PN	56	106	14	12
Southeast Arkansas College – PN	17	20	9	5
Southern Arkansas University Technical – PN	31	40	41	30
UA Cossatot – PN	40	45	39	36
University of Arkansas at Monticello College of Technology McGehee – PN	16	20	16	6

ENROLLMENT IN PRACTICAL NURSE PROGRAMS

Name of Program	Enrollment	Number for Maximum Capacity	Initially Enrolled in Last Graduating Cohort	Graduated in Last Cohort
University of Arkansas at Monticello College of Technology Crossett – PN	20	20	20	11
University of Arkansas Community College – Batesville PN	5	30	17	6
University of Arkansas Community College – Hope – Texarkana PN	32	54	50	25
University of Arkansas Community College – Morrilton PN	70	72	24	22
University of Arkansas Pulaski Technical College – PN	51	80	64	16
University of Arkansas Rich Mountain – PN	20	30	28	19
University of Arkansas Fort Smith – PN	14	33	14	14
TOTAL	1,128	1,531	841	543

ENROLLMENT IN ASSOCIATE DEGREE NURSE PROGRAMS

Name of Program	Enrollment	Number for Maximum Capacity	Initially Enrolled in Last Graduating Cohort	Graduated in Last Cohort
Arkansas Northeastern College – Blytheville ADN	69	80	49	28
Arkansas Rural Nursing Education Consortium – ADN	116	120	160	125
Arkansas State University – ADN	261	270	130	77
Arkansas State University – Beebe – ADN	30	60	12	10
Arkansas State University – Mountain Home - ADN	59	96	27	26
Arkansas State University – Three Rivers – ADN	78	100	44	32
Arkansas State University – Newport - ADN	119	120	72	55
Arkansas Tech University – Ozark – ADN	24	24	24	24
Baptist Health College – Little Rock – ADN	275	451	158	88
Black River Technical College – ADN	100	100	29	20
East Arkansas Community College – ADN	28	25	24	15
Jefferson Regional School of Nursing – ADN	80	108	29	12
National Park College – ADN	126	170	70	34
North Arkansas College – ADN	104	110	30	25
Northwest Arkansas Community College – ADN	192	200	23	28
Phillips Community College of the Univ. of Arkansas – ADN	45	72	29	9
Southeast Arkansas College – ADN	34	35	24	13
Southern Arkansas University Technical – ADN	30	30	30	28
University of Arkansas Community College – Batesville – ADN	116	110	90	75
University of Arkansas Community College – Morrilton – ADN	32	32	32	27
University of Arkansas – Little Rock – ADN	409	600	327	122
University of Arkansas – Monticello – ADN	11	110	90	75
TOTAL	2,338	2,948	1,428	884

ENROLLMENT IN BACHELOR OF SCIENCE PROGRAMS

Name of Program	Enrollment	Number for Maximum Capacity	Initially Enrolled in Last Graduating Cohort	Graduated in Last Cohort
Arkansas State University – BS	317	390	295	94
Arkansas Tech University – BS	168	200	36	27
Harding University – BS	120	224	8	4
Henderson State University – BS	60	64	30	25
John Brown University – BS	105	145	32	22
Ouachita Baptist University – BS	54	80	0	0
Southern Arkansas University – BS	81	60	16	8
University of Arkansas – Fayetteville – BS	471	480	96	96
University of Arkansas for Medical Sciences – BS	206	260	124	117
University of Arkansas – Fort Smith – BS	153	166	65	117
University of Arkansas – Monticello – BS	32	24	21	14
University of Arkansas – Pine Bluff – BS	34	46	21	19
University of Central Arkansas - BS	242	250	125	108
TOTAL	2,064	2,469	895	600

ENROLLMENT IN MASTER'S ENTRY INTO PROFESSIONAL NURSING PROGRAMS

Harding University Carr College of Nursing	21	80	26	22
TOTAL	21	80	26	22

Licensing Examination Data

The licensure examinations for registered and practical nurses are administered via computer adaptive testing (CAT). The performance, by program, for first-time candidates taking the National Council Licensure Examination for Registered Nurses (NCLEX-RN®), regardless of where the examination was taken during the FY24 reporting period (July 1, 2023, to June 30, 2024) is shown in the table below. FY24 NCLEX Performance by Program charts below are inclusive of outcomes from the NCSBN Next Generation NCLEX (NGN) examination, that was launched on April 1, 2023. The NGN is an enhancement to the current licensure exam and is based on the *NCSBN Clinical Judgement Measurement Model (NCJMM)*. The *NCJMM* is a framework for valid measurement of clinical judgment and decision making within the context of a standardized, high-stakes examination ([ncsbn.org](https://www.ncsbn.org)).

Compared to FY23, the overall NCLEX-RN volume for Arkansas increased from 2,163 first-time testers to 2,195 first-time testers. This is an overall 1.4 percentage point increase in FY24. The pass rate performance for the RN programs in Arkansas also increased significantly from 85.3 percent in FY23 to 92.3 percent in FY24. This is a 7-percentage point increase in FY24.

Licensing Examination Data

NCLEX-RN® PERFORMANCE BY PROGRAM

July 1, 2023 – June 30, 2024

Program	Number Taking	Number Passing	Percent Passing
Arkansas Northeastern College – Blytheville – ADN	29	26	89.6
Rural Nursing Education Consortium (ARNEC) – ADN	123	111	90.2
Arkansas State University – ADN	111	83	74.7
Arkansas State University – BSN	86	86	100
Arkansas State University – Beebe - ADN	23	23	100
Arkansas State University – Mountain Home – ADN	60	53	88.3
Arkansas State University – Newport – ADN	77	73	94.8
Arkansas State University – Three Rivers – ADN	73	64	87.6
Arkansas Tech University – Ozark – ADN	23	22	95.6
Arkansas Tech University – Russellville – BSN	65	65	100
Baptist Health College – ADN	137	136	99.2
Black River Technical College – Pocahontas – ADN	39	37	94.8
East Arkansas Community College – ADN	18	15	83.3
Harding University – MEPN	11	11	100
Harding University – BSN	38	38	100
Henderson State University – BSN	29	26	89.6
John Brown University – BSN	30	24	80.0
Jefferson Regional School of Nursing - ADN	33	33	100
National Park College – ADN	48	47	97.9
North Arkansas College – ADN	65	62	95.3
Northwest Arkansas Community College – ADN	112	101	90.1
Phillips Community College of the University of Arkansas – ADN	10	9	90.0
Southeast Arkansas College – ADN	13	9	69.2
Southern Arkansas University – BSN	31	290	96.7
Southern Arkansas University Technical - Camden – ADN	26	24	92.3
University of Arkansas – Fayetteville – BSN	290	270	93.1
University of Arkansas – Fort Smith – BSN	73	69	94.5
University of Arkansas – Little Rock – ADN	155	143	92.2
University of Arkansas – Monticello – ADN	6	5	83.3
University of Arkansas – Monticello – BSN	13	12	92.3
University of Arkansas – Pine Bluff – BSN	15	9	60.0
University of Arkansas Community College – Batesville – ADN	84	74	88.1
University of Arkansas Community College – Morrilton - ADN	27	27	100
University of Arkansas for Medical Sciences – BSN	92	89	96.7
University of Central Arkansas – BSN	105	97	92.3
TOTAL	2,195	2,026	92.3

Licensing Examination Data

The performance, by program, for graduates of Arkansas programs taking the National Council Licensure Examination for Practical Nurses (NCLEX-PN®) for the first time, regardless of where the examination was taken during the FY24 reporting period (July 1, 2023, to June 30, 2024) is shown in the table below.

Compared to FY23, the overall NCLEX-PN volume for Arkansas increased from 776 first-time testers to 795 first time testers. This is an increase of 19 students, or an overall of 2.4 percentage point increase for FY24. The pass rate performance for the PN programs in Arkansas increased significantly from 86.0 percent in FY23 to 94.2 percent in FY24. This is an 8.2 percentage point increase for FY24.

NCLEX-PN® PERFORMANCE BY PROGRAM July 1, 2023 – June 30, 2024

Program	Number Taking	Number Passing	Percent Passing
Arkansas Northeastern College – Blytheville	17	17	100
Arkansas State University – Beebe	40	40	100
Arkansas State University – Mountain Home	26	26	100
Arkansas State University Three Rivers – Malvern	60	57	95.0
Arkansas State University – Newport	94	79	84.0
Arkansas Tech University – Ozark	36	36	100
Baptist Health College of Practical Nursing – Little Rock	75	74	98.6
Black River Technical College – Pocahontas	29	28	96.5
East Arkansas Community College – Forrest City	16	16	100
National Park College – Hot Springs	30	30	100
North Arkansas College – Harrison	24	23	95.8
Northwest Technical Institute – Springdale	27	25	92.5
Ozarka College – Melbourne	66	63	95.4
Phillips Community College of the University of Arkansas - Dewitt	12	12	100
Southern Arkansas University – Tech – Camden	18	15	83.3
Southeast Arkansas College – Pine Bluff	5	3	60.0
South Arkansas Community College – El Dorado	26	23	88.4
University of Arkansas – Cossatot	35	34	97.1
University of Arkansas Community College – Batesville	13	13	100
University of Arkansas Community College at Hope – Texarkana	27	26	96.3
University of Arkansas Community College – Morrilton	45	45	100
U of A Monticello College of Technology – Crossett	12	12	100
U of A Monticello College of Technology – McGehee	6	6	100
University of Arkansas – Fort Smith	22	18	81.8
University of Arkansas Pulaski Technical – North Little Rock	15	10	66.6
University of Arkansas Rich Mountain – Mena	19	18	94.7
TOTAL	795	749	94.2

Licensing Examination Data

Graduates of nursing programs seeking licensure in Arkansas, compared to other programs in the nation, are shown on the following tables. (Source: NCLEX® quarterly reports). The following points are candidate highlights of the 2024 fiscal year (July 1, 2023, to June 30, 2024) for the NCLEX-RN examination:

- Overall, 186,965 first-time U.S. graduates took the NCLEX-RN examination during FY24, as compared to 198,287 who tested in FY23. This represents a decrease of approximately 5.7 percent.
- The overall passing rate for the first-time U.S. graduates taking the NCLEX-RN during FY24 was 92.1 percent, as compared to 83.2 percent in FY23. This represents an increase of 8.9 percentage points.
- A significant increase in first-time foreign educated graduates taking the NCLEX-RN was also identified. There were 66,780 first-time testers in FY24, as compared to 59,338 in FY23. This represents an increase of approximately 12.5 percent.

APPLICANTS FOR REGISTERED NURSE LICENSURE

July 1, 2023 – June 30, 2024

	First-time U.S. Graduates	Re-Take U.S. Graduates	First-time Foreign Educated Graduates	Re-Take Foreign Educated Graduates
Number Taking	186,950	35,343	66,780	46,624
Number Passing	172,339	18,749	38,138	21,027
Percent Passing	92.1	53.0	57.1	45.1
Arkansas Graduates				
Number Taking	1,890	257	6	5
Number Passing	1,760	161	4	1
Percent Passing	93.1	62.6	66.6	20.0

NUMBER AND PERCENT PASSING OF FIRST-TIME NCLEX-RN CANDIDATES BY DEGREE TYPE

July 1, 2023 – June 30, 2024

Graduates of National Schools			
	Number Taking	Number Passing	Percent Passing
Associate Degree	84,316	77,350	91.7
Baccalaureate Degree	99,615	92,580	92.9
Diploma	2,346	2,179	92.8
Other	673	230	34.1
TOTAL	186,950	172,339	92.1
Arkansas Graduates			
Associate Degree	1,292	1,177	91.1
Baccalaureate Degree	903	849	94.0
Diploma	0	0	0
TOTAL	2,195	2,026	92.3

Licensing Examination Data

The following points are candidate highlights of the 2024 fiscal year (July 1, 2023, to June 30, 2024) for the NCLEX-PN examination:

- Overall, 48,413 first-time U.S. graduates took the NCLEX-PN examination during FY24, as compared to 48,907 who tested in FY22. This represents a decrease of approximately 1 percent.
- The overall passing rate for the first-time U.S. graduates taking the NCLEX-PN during FY24 was 89.6 percent, as compared to 81.4 percent in FY23. This represents an increase of 1.4 percentage points.
- There was a slight decrease in first-time foreign educated graduates take the NCLEX-PN identified. There were 378 first-time testers in FY24, as compared to 411 in FY23. This represents a decrease of approximately 8 percent.

APPLICANTS FOR PRACTICAL NURSE LICENSURE July 1, 2023 – June 30, 2024

	First-time U.S. Graduates	Re-Take U.S. Graduates	First-time Foreign Educated Graduates	Re-Take Foreign Educated Graduates
Number Taking	48,413	12,682	378	413
Number Passing	43,401	5,585	201	113
Percent Passing	89.6	44.0	53.1	27.3
Arkansas Graduates				
Number Taking	812	106	0	0
Number Passing	766	56	0	0
Percent Passing	94.3	52.8	0	0

Medication Assistant – Certified

Act 1423 of 2005 gave the Board authority to grant certification to qualified unlicensed persons to administer certain medications in designated facilities determined by the Board. The Board allows medication assistants only in Arkansas nursing homes or a facility operated as a local correctional facility as defined by ACA § 12-41-107, which nursing supervision is available and nurse patient ratios are legislatively required. This authorization included persons who have met certain qualifications in Arkansas or who have met substantially similar qualifications and held similar credentials under the law in another state. In addition, in 2007, people who have completed a certain portion of a nursing education program may be eligible to take the certification exam and work as a certified medication assistant.

Preparing for Medication Assistant Certification

Arkansas Health Care Association, 1401 W. Capitol Ave., Suite 180, Little Rock, AR 72201
Phone: 501.374.4422

Arkansas Northeastern College - Blytheville, 2501 S. Division St., PO Box 1109, Blytheville, AR 72316
Phone: 870.780.1223; Fax: 870.762.3376

Arkansas State University – Beebe, P. O. Box 909, Searcy, AR 72145
Phone: 501.207.6255; Fax: 501.207.6263

Arkansas State University – Mountain Home, 1600 S. College, Mountain Home, AR 72653
Phone: 870.508.6154; Fax: 870.508.6154

Arkansas State University – Newport, 7648 Victory Boulevard, Newport, AR 72112
Phone: 870.512.7833; Fax: 870.512.7715

Arkansas Tech University - Ozark, 1700 Helberg Lane, Ozark, AR 72949
Phone: 479.508.8500 x 6201; Fax: 479.667.0198

East Arkansas Community College, P. O. Box 925, Forrest City, AR 72335
Phone: 870.633.5411; Fax: 870.633.9328

National Park College, 101 College Drive, Hot Springs, AR 71914
Phone: 501.760.4352; Fax: 501.760.4183

Northwest Technical Institute, 709 South Old Missouri Rd., Springdale, AR 72764
Phone: 479.751.8824 x 123; Fax: 479.751.7750

University of Arkansas Community College – Morrilton, 1537 University Blvd., Morrilton, AR 72110
Phone: 501.977.2040; Fax: 501.977.2049

University of Arkansas Pulaski Technical College, 3000 West Scenic Drive, North Little Rock, AR 72118
Phone: 501.812.2286; Fax: 501.812.2391

Certification by Examination

Certification exams for Medication Assistants are administered through a computerized competency test. The Board has approved D&S Diversified Technologies-Headmaster, LLP, to provide examinations and scoring services for the Medication Assistant Certification Examination. In Arkansas, exams are administered electronically using TMU® Internet connected personal electronic devices, that are securely proctored.

The pass rate performance for the MA-C programs in Arkansas has increased from 68.2 percent in FY23 to 84.9 percent in FY24. This is a 16.7 percentage point increase in FY24.

Medication Assistant – Certified

The performance, by program, for first-time candidates taking the Medication Assistant certification examination is shown in the table below.

Medication Assistant-Certified Exam Pass Rates			
Program	Number Taking	Number Passing	Percent Passing
Arkansas Health Care Association	175	166	94.8
Arkansas Northeastern College – Blytheville	10	4	40.0
Arkansas State University – Beebe	6	6	100
Arkansas State University – Mountain Home			No classes
Arkansas State University – Newport			No classes
Arkansas Tech University – Ozark	31	17	54.8
East Arkansas Community College – Forrest City			No classes
National Park College – Hot Springs			No classes
Northwest Technical Institute – Springdale	13	10	76.9
Student Equivalency Exemption	17	14	82.3
UA Pulaski Technical College – North Little Rock	11	7	63.6
University of Arkansas Community College – Morrilton	9	7	77.7
TOTAL	272	231	84.9

Certification Examinations Administered by Headmaster

The certification examination administered by Headmaster is inclusive of the total number of all examinations administered. This number is not based on individuals taking the exam, but the total number of times the exam was administered. Candidates are eligible to take the examination a total of three times. If they are not successful by the third time, they must repeat the program.

There were 322 certification exams administered during FY24, as compared to 195 exams being administered in FY23. This is an increase of 127 exams administered, or 65.1 percent.

Certification Examinations Administered by Headmaster	
July 1, 2023 – June 30, 2024	
Medication Assistant – Certified (MA-C)	322

Medication Assistant – Certified

Certifications Issued by Exam

Following successful completion of the certification examination, candidates are issued a certification. There were 264 certifications issued during FY24, as compared to 127 in FY23. This is an increase of 137 certifications, or 107.8 percent.

Certifications Issued by Exam July 1, 2023 – June 30, 2024	
Medication Assistant – Certified (MA-C)	264

Certifications Issued by Endorsement

A person who holds a Medication Assistant-Certified (MA-C) in another state or territory is eligible for endorsement of their certification, if the program meets the qualifications of a MA-C in Arkansas.

There were 5 endorsements granted during FY24, as compared to 1 in FY23. This is an increase of 4 certifications by endorsement, or 400 percent.

Certifications Issued by Endorsement July 1, 2023 – June 30, 2024	
Medication Assistant – Certified (MA-C)	5

Certifications Issued by Renewal

A Medication Assistant-Certified (MA-C) is required to renew certifications biennially. The MA-C must complete eight (8) hours of Arkansas State Board of Nursing approved continuing education courses during each renewal period.

There were 136 MA-C renewals issued during FY24, as compared to 48 renewals in FY23. This is an increase of 88 renewals, or 183.3 percent.

Certifications Issued by Renewal July 1, 2023 – June 30, 2024	
Medication Assistant – Certified (MA-C)	136

ACTIVE LICENSES/CERTIFICATIONS

June 30, 2024

ADVANCED PRACTICE REGISTERED NURSES

Arkansas Residents		2023	2024
Certified Nurse Midwives		33	36
Certified Nurse Practitioners		4,266	4,486
Certified Registered Nurse Anesthetists		714	752
Clinical Nurse Specialists		137	126
TOTAL		5,150	5,400
Nonresidents			
Certified Nurse Midwives		10	14
Certified Nurse Practitioners		1,369	1,605
Certified Registered Nurse Anesthetists		225	260
Clinical Nurse Specialists		8	9
TOTAL		1,612	1,888

REGISTERED NURSE PRACTITIONERS

Arkansas residents		310	286
Nonresidents		13	12
TOTAL		323	298

REGISTERED NURSES

Arkansas residents		44,715	46,131
Nonresidents		2,086	1,742
TOTAL		46,801	47,873

LICENSED PRACTICAL NURSES

Arkansas residents		13,831	13,809
Nonresidents		171	128
TOTAL		14,002	13,937

LICENSED PSYCHIATRIC TECHNICIAN NURSES

Arkansas residents		41	41
Nonresidents		6	5
TOTAL		47	46

TOTAL ALL LICENSURE CATEGORIES

TOTAL

67,935

69,442

MEDICATION ASSISTANT - CERTIFIED

Arkansas residents		182	430
Nonresidents		11	21
TOTAL		193	451

TOTAL ALL LICENSES AND CERTIFICATIONS

69,893

Arkansas State Board of Nursing Statistics – FY2024 (July 1, 2023 – June 30, 2024)

CERTIFIED NURSE MIDWIFE RESIDING AND LICENSED IN ARKANSAS BY COUNTY OF RESIDENCE - 2024

County	Total
Baxter	1
Benton	8
Carroll	1
Craighead	1
Independence	1
Jefferson	1
Pulaski	10
Saline	2
Sebastian	3
Washington	8
TOTAL	36

CERTIFIED NURSE MIDWIVES RESIDING AND LICENSED IN ARKANSAS BY EMPLOYMENT SETTING AND AGE - 2024

Employment	20-29	30-39	40-49	50-59	Over 60	Total
Ambulatory Care Setting	0	2	0	0	3	5
Community Health	0	1	0	0	0	1
Home Health	0	0	0	1	0	1
Hospital	1	6	1	1	2	11
No Entry	1	2	2	0	4	9
Other	2	1	1	0	1	5
School Health Service	0	0	0	1	0	1
School of Nursing	0	1	2	0	0	3
TOTAL	4	13	6	3	10	36

CERTIFIED NURSE MIDWIVES RESIDING AND LICENSED IN ARKANSAS BY EMPLOYMENT SETTING AND GENDER - 2024

Employment	Female	Male	Total
Ambulatory Care Setting	5	0	5
Community Health	1	0	1
Home Health	1	0	1
Hospital	11	0	11
No Entry	9	0	9
Other	5	0	5
School Health Service	1	0	1
School of Nursing	3	0	3
TOTAL	36	0	36

CERTIFIED NURSE MIDWIVES RESIDING AND LICENSED IN ARKANSAS BY EMPLOYMENT SETTING AND EDUCATION LEVEL - 2024

Employment	Certificate	Diploma	Associate	Bachelor	Master	Doctorate	Not Given	Total
Ambulatory Care Setting	0	0	0	0	5	0	0	5
Community Health	0	0	0	0	1	0	0	1
Home Health	0	0	0	0	0	1	0	1
Hospital	0	0	0	1	9	1	0	11
No Entry	0	0	0	0	9	0	0	9
Other	0	0	0	0	4	1	0	5
School Health Service	0	0	0	0	1	0	0	1
School of Nursing	0	0	0	0	1	2	0	3
TOTAL	0	0	0	1	30	5	0	36

CERTIFIED NURSE MIDWIVES RESIDING AND LICENSED IN ARKANSAS BY COUNTY AND EDUCATION LEVEL - 2024

County	Certificate	Diploma	Associate	Bachelor	Master	Doctorate	Not Given	Total
Baxter	0	0	0	0	1	0	0	1
Benton	0	0	0	0	8	0	0	8
Carroll	0	0	0	0	1	0	0	1
Craighead	0	0	0	0	1	0	0	1
Independence	0	0	0	0	1	0	0	1
Jefferson	0	0	0	0	0	1	0	1
Pulaski	0	0	0	0	9	1	0	10
Saline	0	0	0	0	2	0	0	2
Sebastian	0	0	0	1	2	0	0	3
Washington	0	0	0	0	5	3	0	8
TOTAL	0	0	0	1	30	5	0	36

Arkansas State Board of Nursing Statistics – FY2024 (July 1, 2023 – June 30, 2024)

CERTIFIED NURSE MIDWIVES RESIDING AND LICENSED IN ARKANSAS BY COUNTY AND AGE - 2024						
County	20-29	30-39	40-49	50-59	Over 60	Total
Baxter	0	0	0	0	1	1
Benton	0	2	3	1	2	8
Carroll	0	0	0	0	1	1
Craighead	0	1	0	0	0	1
Independence	1	0	0	0	0	1
Jefferson	0	0	0	1	0	1
Pulaski	1	5	0	1	3	10
Saline	0	1	1	0	0	2
Sebastian	1	1	0	0	1	3
Washington	1	3	2	0	2	8
TOTAL	4	13	6	3	10	36

CERTIFIED NURSE MIDWIVES RESIDING AND LICENSED IN ARKANSAS BY COUNTY AND EMPLOYMENT SETTING - 2024																	
County	Ambulatory Care Setting	Community Health	Correctional Facility	Home Health	Hospital	Insurance Claims/Benefits	Occupational Health	Other	Policy/Planning/ Regulatory/ Licensing Agency	Public Health	School Health Service	Assisted Living Facility	Hospice	School of Nursing	Dialysis Center	No Entry	Total
Baxter	0	0	0	0	0	0	0	0	0	0	0	0	0	0	0	1	1
Benton	2	0	0	0	1	0	0	1	0	0	1	0	0	1	0	2	8
Carroll	0	0	0	0	0	0	0	0	0	0	0	0	0	0	0	1	1
Craighead	0	0	0	0	1	0	0	0	0	0	0	0	0	0	0	0	1
Independence	0	0	0	0	0	0	0	1	0	0	0	0	0	0	0	0	1
Jefferson	0	0	0	1	0	0	0	0	0	0	0	0	0	0	0	0	1
Pulaski	1	1	0	0	6	0	0	0	0	0	0	0	0	0	0	2	10
Saline	0	0	0	0	1	0	0	0	0	0	0	0	0	0	0	1	2
Sebastian	0	0	0	0	1	0	0	1	0	0	0	0	0	0	0	1	3
Washington	2	0	0	0	1	0	0	2	0	0	0	0	0	2	0	1	8
TOTAL	5	1	0	1	11	0	0	5	0	0	1	0	0	3	0	9	36

CERTIFIED NURSE PRACTITIONERS RESIDING AND LICENSED IN ARKANSAS BY COUNTY OF RESIDENCE - 2024	
County	Total
Arkansas	18
Ashley	16
Baxter	76
Benton	334
Boone	52
Bradley	11
Calhoun	5
Carroll	25
Chicot	8
Clark	28
Clay	14
Cleburne	29
Cleveland	21
Columbia	36
Conway	33
Craighead	285
Crawford	62
Crittenden	40
Cross	31
Dallas	5
Desha	7
Drew	33
Faulkner	246
Franklin	25
Fulton	19
Garland	177
Grant	39
Greene	108
Hempstead	21
Hot Spring	43
Howard	6

(continued)

Arkansas State Board of Nursing Statistics – FY2024 (July 1, 2023 – June 30, 2024)

CERTIFIED NURSE PRACTITIONERS RESIDING AND LICENSED IN ARKANSAS BY COUNTY OF RESIDENCE - 2024

County	Total
Independence	62
Izard	31
Jackson	15
Jefferson	70
Johnson	15
Lafayette	5
Lawrence	18
Lee	2
Lincoln	12
Little River	17
Logan	21
Lonoke	133
Madison	19
Marion	20
Miller	44
Mississippi	33
Monroe	9
Montgomery	8
Nevada	5
Newton	4
Ouachita	25
Perry	11
Phillips	12
Pike	14
Poinsett	15
Polk	22
Pope	91
Prairie	9
Pulaski	695
Randolph	31
Saint Francis	18
Saline	350
Scott	7
Searcy	11
Sebastian	148
Sevier	23
Sharp	31
Stone	13
Union	43
Van Buren	17
Washington	349
White	124
Woodruff	12
Yell	19
TOTAL	4486

CERTIFIED NURSE PRACTITIONERS RESIDING AND LICENSED IN ARKANSAS BY EMPLOYMENT SETTING AND AGE - 2024

Employment	20-29	30-39	40-49	50-59	Over 60	Total
Ambulatory Care Setting	25	452	455	274	146	1352
Assisted Living Facility	0	5	5	1	0	11
Community Health	5	138	133	71	26	373
Correctional Facility	0	5	15	9	6	35
Dialysis Center	1	2	8	1	3	15
Home Health	2	21	27	17	8	75
Hospice	0	21	4	4	4	33
Hospital	56	427	327	188	64	1062
Insurance Claims/Benefits	1	4	9	2	2	18
No Entry	16	70	47	41	69	243
Nursing Home/Extended Care	3	52	34	28	9	126
Occupational Health	0	8	13	6	1	28
Other	23	289	304	157	83	856
Policy/Planning/Regulatory/Licensing Agency	0	0	2	0	0	2
Public Health	2	41	48	24	6	121

(continued)

Arkansas State Board of Nursing Statistics – FY2024 (July 1, 2023 – June 30, 2024)

CERTIFIED NURSE PRACTITIONERS RESIDING AND LICENSED IN ARKANSAS BY EMPLOYMENT SETTING AND AGE - 2024

Employment	20-29	30-39	40-49	50-59	Over 60	Total
School Health Service	0	6	11	6	0	23
School of Nursing	3	26	36	25	23	113
TOTAL	137	1567	1478	854	450	4486

CERTIFIED NURSE PRACTITIONERS RESIDING AND LICENSED IN ARKANSAS BY EMPLOYMENT SETTING AND GENDER - 2024

Employment	Female	Male	Total
Ambulatory Care Setting	1227	125	1352
Assisted Living Facility	11	0	11
Community Health	326	47	373
Correctional Facility	27	8	35
Dialysis Center	15	0	15
Home Health	69	6	75
Hospice	32	1	33
Hospital	918	144	1062
Insurance Claims/Benefits	15	3	18
No Entry	224	19	243
Nursing Home/Extended Care	114	12	126
Occupational Health	28	0	28
Other	787	69	856
Policy/Planning/Regulatory/Licensing Agency	2	0	2
Public Health	111	10	121
School Health Service	22	1	23
School of Nursing	105	8	113
TOTAL	4033	453	4486

CERTIFIED NURSE PRACTITIONERS RESIDING AND LICENSED IN ARKANSAS BY EMPLOYMENT SETTING AND EDUCATION LEVEL - 2024

Employment	Certificate	Diploma	Associate	Bachelor	Master	Doctorate	Not Given	Total
Ambulatory Care Setting	0	0	3	28	1200	121	0	1352
Assisted Living Facility	0	0	0	0	11	0	0	11
Community Health	0	0	1	9	322	41	0	373
Correctional Facility	0	0	0	0	32	3	0	35
Dialysis Center	0	0	0	4	11	0	0	15
Home Health	0	0	0	7	65	3	0	75
Hospice	0	0	0	3	29	1	0	33
Hospital	0	0	1	115	830	116	0	1062
Insurance Claims/Benefits	0	0	0	1	15	2	0	18
No Entry	0	0	6	26	173	37	1	243
Nursing Home/Extended Care	0	0	1	3	113	9	0	126
Occupational Health	0	0	0	2	21	5	0	28
Other	0	0	3	22	766	65	0	856
Policy/Planning/Regulatory/Licensing Agency	0	0	0	0	1	1	0	2
Public Health	0	0	1	3	114	3	0	121
School Health Service	0	0	0	4	16	3	0	23
School of Nursing	0	0	0	5	41	67	0	113
TOTAL	0	0	16	232	3760	477	1	4486

CERTIFIED NURSE PRACTITIONERS RESIDING AND LICENSED IN ARKANSAS BY COUNTY AND EDUCATION LEVEL - 2024

County	Certificate	Diploma	Associate	Bachelor	Master	Doctorate	Not Given	Total
Arkansas	0	0	0	1	14	3	0	18
Ashley	0	0	0	1	14	1	0	16
Baxter	0	0	0	4	66	6	0	76
Benton	0	0	1	14	278	40	1	334
Boone	0	0	1	1	49	1	0	52
Bradley	0	0	0	0	11	0	0	11
Calhoun	0	0	0	0	5	0	0	5
Carroll	0	0	0	1	21	3	0	25
Chicot	0	0	0	0	7	1	0	8
Clark	0	0	0	0	27	1	0	28
Clay	0	0	0	0	14	0	0	14
Cleburne	0	0	0	2	25	2	0	29
Cleveland	0	0	0	0	21	0	0	21
Columbia	0	0	0	2	30	4	0	36
Conway	0	0	0	3	26	4	0	33

(continued)

Arkansas State Board of Nursing Statistics – FY2024 (July 1, 2023 – June 30, 2024)

CERTIFIED NURSE PRACTITIONERS RESIDING AND LICENSED IN ARKANSAS BY COUNTY AND EDUCATION LEVEL - 2024								
County	Certificate	Diploma	Associate	Bachelor	Master	Doctorate	Not Given	Total
Craighead	0	0	1	12	243	29	0	285
Crawford	0	0	0	1	57	4	0	62
Crittenden	0	0	2	3	29	6	0	40
Cross	0	0	0	4	26	1	0	31
Dallas	0	0	0	1	3	1	0	5
Desha	0	0	0	1	6	0	0	7
Drew	0	0	0	1	29	3	0	33
Faulkner	0	0	0	11	213	22	0	246
Franklin	0	0	0	3	21	1	0	25
Fulton	0	0	0	0	18	1	0	19
Garland	0	0	0	14	153	10	0	177
Grant	0	0	0	0	36	3	0	39
Greene	0	0	0	5	90	13	0	108
Hempstead	0	0	1	1	18	1	0	21
Hot Spring	0	0	1	2	37	3	0	43
Howard	0	0	0	0	5	1	0	6
Independence	0	0	1	2	52	7	0	62
Izard	0	0	0	0	29	2	0	31
Jackson	0	0	0	1	14	0	0	15
Jefferson	0	0	0	3	53	14	0	70
Johnson	0	0	0	0	10	5	0	15
Lafayette	0	0	0	1	4	0	0	5
Lawrence	0	0	1	0	14	3	0	18
Lee	0	0	0	0	2	0	0	2
Lincoln	0	0	0	1	11	0	0	12
Little River	0	0	0	2	15	0	0	17
Logan	0	0	0	3	14	4	0	21
Lonoke	0	0	1	6	110	16	0	133
Madison	0	0	0	0	18	1	0	19
Marion	0	0	0	1	17	2	0	20
Miller	0	0	1	0	41	2	0	44
Mississippi	0	0	0	1	32	0	0	33
Monroe	0	0	0	0	9	0	0	9
Montgomery	0	0	0	1	7	0	0	8
Nevada	0	0	0	0	5	0	0	5
Newton	0	0	0	0	4	0	0	4
Ouachita	0	0	0	3	22	0	0	25
Perry	0	0	0	0	10	1	0	11
Phillips	0	0	0	0	10	2	0	12
Pike	0	0	0	0	14	0	0	14
Poinsett	0	0	0	1	13	1	0	15
Polk	0	0	0	2	17	3	0	22
Pope	0	0	0	7	73	11	0	91
Prairie	0	0	1	0	8	0	0	9
Pulaski	0	0	0	39	545	111	0	695
Randolph	0	0	0	1	29	1	0	31
Saint Francis	0	0	1	2	13	2	0	18
Saline	0	0	1	22	289	38	0	350
Scott	0	0	0	1	6	0	0	7
Searcy	0	0	0	1	10	0	0	11
Sebastian	0	0	0	5	126	17	0	148
Sevier	0	0	0	0	22	1	0	23
Sharp	0	0	1	2	25	3	0	31
Stone	0	0	0	3	10	0	0	13
Union	0	0	0	2	38	3	0	43
Van Buren	0	0	0	1	15	1	0	17
Washington	0	0	1	15	288	45	0	349
White	0	0	0	13	101	10	0	124
Woodruff	0	0	0	1	9	2	0	12
Yell	0	0	0	1	14	4	0	19
TOTAL	0	0	16	232	3760	477	1	4486

Arkansas State Board of Nursing Statistics – FY2024 (July 1, 2023 – June 30, 2024)

CERTIFIED NURSE PRACTITIONERS RESIDING AND LICENSED IN ARKANSAS BY COUNTY AND AGE - 2024

County	20-29	30-39	40-49	50-59	Over 60	Total
Arkansas	1	6	4	4	3	18
Ashley	0	4	7	3	2	16
Baxter	1	23	24	16	12	76
Benton	8	127	101	69	29	334
Boone	2	13	22	9	6	52
Bradley	0	4	2	4	1	11
Calhoun	0	4	1	0	0	5
Carroll	0	4	7	4	10	25
Chicot	0	2	4	2	0	8
Clark	0	7	12	7	2	28
Clay	0	4	5	4	1	14
Cleburne	1	7	12	8	1	29
Cleveland	1	7	7	6	0	21
Columbia	2	16	5	9	4	36
Conway	1	15	9	5	3	33
Craighead	14	97	107	51	16	285
Crawford	1	22	15	17	7	62
Crittenden	1	10	16	10	3	40
Cross	0	10	11	6	4	31
Dallas	1	2	1	1	0	5
Desha	2	2	1	1	1	7
Drew	1	17	12	2	1	33
Faulkner	6	93	89	43	15	246
Franklin	1	8	7	3	6	25
Fulton	1	6	5	4	3	19
Garland	3	57	55	37	25	177
Grant	0	18	7	11	3	39
Greene	5	45	37	12	9	108
Hempstead	0	5	8	5	3	21
Hot Spring	1	18	11	10	3	43
Howard	0	0	4	1	1	6
Independence	2	19	23	14	4	62
Izard	2	5	8	10	6	31
Jackson	0	5	4	4	2	15
Jefferson	1	11	33	17	8	70
Johnson	0	7	5	1	2	15
Lafayette	0	0	3	2	0	5
Lawrence	0	6	7	3	2	18
Lee	0	0	1	1	0	2
Lincoln	0	7	2	1	2	12
Little River	0	4	4	6	3	17
Logan	1	7	6	5	2	21
Lonoke	3	62	34	22	12	133
Madison	2	6	6	4	1	19
Marion	1	5	4	8	2	20
Miller	0	8	21	11	4	44
Mississippi	1	13	7	9	3	33
Monroe	0	2	3	4	0	9
Montgomery	0	3	4	1	0	8
Nevada	0	2	1	1	1	5
Newton	0	1	1	2	0	4
Ouachita	2	10	7	3	3	25
Perry	0	3	2	5	1	11
Phillips	0	1	4	4	3	12
Pike	2	3	7	2	0	14
Poinsett	2	4	5	3	1	15
Polk	1	5	6	4	6	22
Pope	5	41	21	18	6	91
Prairie	0	5	3	0	1	9
Pulaski	22	232	240	124	77	695
Randolph	0	14	11	5	1	31
Saint Francis	0	8	1	3	6	18
Saline	8	150	130	36	26	350
Scott	0	1	3	2	1	7
Searcy	0	5	1	2	3	11

(continued)

Arkansas State Board of Nursing Statistics – FY2024 (July 1, 2023 – June 30, 2024)

CERTIFIED NURSE PRACTITIONERS RESIDING AND LICENSED IN ARKANSAS BY COUNTY AND AGE - 2024

County	20-29	30-39	40-49	50-59	Over 60	Total
Sebastian	7	41	55	31	14	148
Sevier	0	7	9	6	1	23
Sharp	0	13	5	8	5	31
Stone	1	5	2	3	2	13
Union	0	12	16	7	8	43
Van Buren	1	5	6	3	2	17
Washington	9	135	104	66	35	349
White	8	32	43	24	17	124
Woodruff	1	2	6	2	1	12
Yell	1	7	6	3	2	19
TOTAL	137	1567	1478	854	450	4486

CERTIFIED NURSE PRACTITIONERS RESIDING AND LICENSED IN ARKANSAS BY COUNTY AND EMPLOYMENT SETTING - 2024

County	Ambulatory Care Setting	Community Health	Correctional Facility	Home Health	Hospital	Insurance Claims/Benefits	Nursing Home/ Extended Care	Occupational Health	Other	Policy/Planning/ Regulatory/ Licensing Agency	Public Health	School Health Service	Assisted Living Facility	Hospice	School of Nursing	Dialysis Center	No Entry	Total
Arkansas	10	1	0	1	1	1	1	0	3	0	0	0	0	0	0	0	0	18
Ashley	7	2	0	1	2	0	0	0	3	0	1	0	0	0	0	0	0	16
Baxter	26	7	1	2	11	0	0	0	12	0	4	0	0	1	4	0	8	76
Benton	117	22	0	4	86	1	2	3	55	0	5	1	0	4	9	1	24	334
Boone	17	3	0	0	7	0	2	0	17	0	1	0	0	0	0	0	5	52
Bradley	1	2	1	0	2	0	1	0	3	0	1	0	0	0	0	0	0	11
Calhoun	0	0	0	0	1	0	0	0	4	0	0	0	0	0	0	0	0	5
Carroll	10	2	0	0	5	0	1	1	3	0	0	0	0	0	1	0	2	25
Chicot	2	1	0	0	4	0	0	0	1	0	0	0	0	0	0	0	0	8
Clark	11	1	0	1	2	0	3	0	9	0	0	1	0	0	0	0	0	28
Clay	4	3	0	0	3	0	0	0	3	0	1	0	0	0	0	0	0	14
Cleburne	12	3	0	0	1	0	1	0	7	0	0	0	0	1	1	0	3	29
Cleveland	5	2	0	1	3	0	1	0	6	0	1	1	0	0	0	0	1	21
Columbia	11	0	0	1	4	0	3	1	8	0	1	2	0	0	2	1	2	36
Conway	6	3	0	2	10	0	1	0	7	0	0	0	0	1	3	0	0	33
Craighead	92	19	4	5	72	0	6	4	63	0	8	0	0	1	7	1	3	285
Crawford	23	3	0	0	11	1	2	1	17	0	0	0	0	1	1	0	2	62
Crittenden	14	3	0	2	4	0	1	0	9	0	4	0	1	0	0	0	2	40
Cross	9	5	1	1	5	0	0	0	4	0	0	2	0	1	1	0	2	31
Dallas	0	1	0	0	1	0	0	0	0	0	2	0	0	0	1	0	0	5
Desha	2	2	0	0	1	0	0	0	2	0	0	0	0	0	0	0	0	7
Drew	8	9	0	1	1	1	2	0	4	0	1	0	0	2	3	0	1	33
Faulkner	68	17	0	1	69	1	5	0	52	0	5	2	2	2	8	1	13	246
Franklin	6	1	0	0	3	0	4	0	10	0	0	0	0	0	0	0	1	25
Fulton	3	3	0	0	2	0	1	0	7	0	1	0	0	0	0	0	2	19
Garland	57	17	1	1	31	0	7	0	38	0	5	2	1	3	1	1	12	177
Grant	11	2	0	1	13	0	0	0	6	0	2	0	1	0	1	0	2	39
Greene	28	6	0	2	25	2	1	0	31	0	4	0	0	1	4	0	4	108
Hempstead	6	3	1	1	1	0	2	0	3	0	0	0	0	1	0	1	2	21
Hot Spring	10	3	1	1	7	0	5	0	10	0	2	0	0	0	1	0	3	43
Howard	2	1	0	1	0	0	0	0	1	0	1	0	0	0	0	0	0	6
Independence	11	3	0	0	20	0	2	0	17	0	5	0	0	0	0	0	4	62
Izard	9	4	0	0	1	1	1	0	14	0	1	0	0	0	0	0	0	31
Jackson	6	2	1	0	3	0	0	0	2	0	0	0	0	0	0	0	1	15
Jefferson	13	12	2	1	15	1	4	0	11	0	3	0	0	0	4	0	4	70
Johnson	5	1	0	0	3	0	0	0	4	0	0	0	1	0	0	0	1	15
Lafayette	0	1	0	0	0	0	0	0	2	0	0	0	0	0	1	1	0	5
Lawrence	5	4	0	0	5	0	1	0	1	0	2	0	0	0	0	0	0	18
Lee	0	1	0	0	1	0	0	0	0	0	0	0	0	0	0	0	0	2
Lincoln	1	3	0	0	2	0	0	0	3	0	0	0	0	0	1	0	2	12
Little River	5	0	0	0	3	0	1	0	3	0	3	0	0	0	0	0	2	17
Logan	5	3	0	0	4	0	0	0	8	0	0	1	0	0	0	0	0	21
Lonoke	39	5	1	0	47	1	6	1	22	0	2	0	0	3	2	0	4	133
Madison	5	2	0	1	3	0	0	0	1	0	4	1	1	0	0	1	0	19
Marion	9	2	0	0	1	0	2	0	4	0	1	0	0	0	0	0	1	20

(continued)

CERTIFIED NURSE PRACTITIONERS RESIDING AND LICENSED IN ARKANSAS BY COUNTY AND EMPLOYMENT SETTING - 2024

County	Ambulatory Care Setting	Community Health	Correctional Facility	Home Health	Hospital	Insurance Claims/Benefits	Nursing Home/ Extended Care	Occupational Health	Other	Policy/Planning/ Regulatory/ Licensing Agency	Public Health	School Health Service	Assisted Living Facility	Hospice	School of Nursing	Dialysis Center	No Entry	Total
Miller	11	3	2	2	7	1	1	0	13	0	2	0	0	0	0	1	1	44
Mississippi	10	3	0	1	7	0	0	0	8	0	3	1	0	0	0	0	0	33
Monroe	3	1	1	0	0	0	0	0	2	0	0	0	0	0	1	0	1	9
Montgomery	4	1	0	0	1	0	0	0	2	0	0	0	0	0	0	0	0	8
Nevada	1	0	0	0	1	0	0	1	1	0	1	0	0	0	0	0	0	5
Newton	3	0	0	0	0	0	0	0	1	0	0	0	0	0	0	0	0	4
Ouachita	7	3	1	0	4	1	1	2	4	0	0	0	0	0	0	0	2	25
Perry	2	2	0	0	3	0	1	0	3	0	0	0	0	0	0	0	0	11
Phillips	1	5	0	0	1	0	0	0	3	0	1	0	0	0	0	0	1	12
Pike	2	3	0	0	3	0	1	0	3	0	1	0	0	1	0	0	0	14
Poinsett	5	2	0	0	2	1	0	1	1	0	1	0	0	0	0	1	1	15
Polk	8	5	0	1	1	0	1	0	5	0	1	0	0	0	0	0	0	22
Pope	28	9	0	2	18	0	4	2	16	0	3	0	0	0	6	0	3	91
Prairie	3	0	0	0	3	0	0	0	2	0	0	0	0	0	0	0	1	9
Pulaski	200	28	7	14	233	5	14	3	107	1	6	5	1	1	20	1	49	695
Randolph	10	6	1	1	2	0	1	0	5	0	4	0	0	0	0	0	1	31
Saint Francis	7	1	0	0	2	0	0	0	6	0	0	0	0	0	1	1	0	18
Saline	84	28	5	5	140	0	11	4	52	1	5	0	0	2	5	1	7	350
Scott	2	1	0	0	2	0	0	0	1	0	1	0	0	0	0	0	0	7
Searcy	3	2	0	0	1	0	1	0	2	0	0	0	0	1	0	0	1	11
Sebastian	52	20	1	1	25	0	4	1	30	0	3	0	0	1	3	0	7	148
Sevier	7	3	0	1	1	0	0	0	7	0	3	0	0	0	0	0	1	23
Sharp	7	5	0	0	9	0	2	0	3	0	2	0	0	1	0	0	2	31
Stone	2	3	0	0	2	0	2	0	3	0	1	0	0	0	0	0	0	13
Union	18	2	0	2	4	0	1	0	10	0	2	0	0	0	0	0	4	43
Van Buren	3	2	0	0	3	0	1	0	4	0	1	0	0	1	0	0	2	17
Washington	131	28	2	7	65	0	5	2	48	0	5	3	2	1	11	1	38	349
White	32	14	1	4	22	0	6	1	19	0	4	1	1	2	8	1	8	124
Woodruff	7	2	0	1	1	0	0	0	1	0	0	0	0	0	0	0	0	12
Yell	8	1	0	1	3	0	0	0	4	0	0	0	0	0	2	0	0	19
TOTAL	1352	373	35	75	1062	18	126	28	856	2	121	23	11	33	113	15	243	4486

CERTIFIED REGISTERED NURSE ANESTHETISTS RESIDING AND LICENSED IN ARKANSAS BY COUNTY OF RESIDENCE - 2024

County	Total
Arkansas	4
Ashley	2
Baxter	15
Benton	82
Boone	7
Bradley	2
Carroll	2
Clark	2
Clay	2
Cleburne	3
Columbia	1
Conway	1
Craighead	66
Crawford	4
Crittenden	7
Cross	2
Dallas	1
Desha	1
Drew	3
Faulkner	51
Franklin	2
Fulton	2
Garland	38
Grant	4

(continued)

CERTIFIED REGISTERED NURSE ANESTHETISTS RESIDING AND LICENSED IN ARKANSAS BY COUNTY OF RESIDENCE - 2024

County	Total
Greene	14
Hempstead	1
Hot Spring	4
Howard	2
Independence	18
Jackson	2
Jefferson	10
Johnson	3
Lafayette	1
Lincoln	1
Logan	1
Lonoke	11
Madison	3
Marion	2
Miller	2
Mississippi	1
Monroe	1
Montgomery	1
Ouachita	2
Poinsett	2
Polk	2
Pope	8
Pulaski	174
Randolph	2
Saint Francis	3
Saline	71
Scott	1
Searcy	1
Sebastian	24
Stone	1
Union	6
Van Buren	1
Washington	54
White	17
Yell	1
TOTAL	752

CERTIFIED REGISTERED NURSE ANESTHETISTS RESIDING AND LICENSED IN ARKANSAS BY EMPLOYMENT SETTING AND AGE - 2024

Employment	20-29	30-39	40-49	50-59	Over 60	Total
Ambulatory Care Setting	0	9	38	27	21	95
Hospital	4	175	197	125	67	568
No Entry	10	23	4	5	7	49
Other	0	7	13	7	7	34
School of Nursing	0	2	0	2	2	6
TOTAL	14	216	252	166	104	752

CERTIFIED REGISTERED NURSE ANESTHETISTS RESIDING AND LICENSED IN ARKANSAS BY EMPLOYMENT SETTING AND GENDER - 2024

Employment	Female	Male	Total
Ambulatory Care Setting	45	50	95
Hospital	243	325	568
No Entry	28	21	49
Other	14	20	34
School of Nursing	4	2	6
TOTAL	334	418	752

CERTIFIED REGISTERED NURSE ANESTHETISTS RESIDING AND LICENSED IN ARKANSAS BY EMPLOYMENT SETTING AND EDUCATION LEVEL - 2024

Employment	Certificate	Diploma	Associate	Bachelor	Master	Doctorate	Not Given	Total
Ambulatory Care Setting	1	1	3	15	63	12	0	95
Hospital	0	1	6	41	443	77	0	568
No Entry	0	1	2	17	10	19	0	49
Other	0	1	0	2	26	5	0	34
School of Nursing	0	0	0	1	1	4	0	6
TOTAL	1	4	11	76	543	117	0	752

Arkansas State Board of Nursing Statistics – FY2024 (July 1, 2023 – June 30, 2024)

CERTIFIED REGISTERED NURSE ANESTHETISTS RESIDING AND LICENSED IN ARKANSAS BY COUNTY AND EDUCATION LEVEL - 2024								
County	Certificate	Diploma	Associate	Bachelor	Master	Doctorate	Not Given	Total
Arkansas	0	0	0	1	3	0	0	4
Ashley	0	0	0	1	1	0	0	2
Baxter	0	0	0	0	12	3	0	15
Benton	0	1	0	1	53	27	0	82
Boone	0	1	0	0	6	0	0	7
Bradley	0	0	0	0	2	0	0	2
Carroll	0	0	0	0	2	0	0	2
Clark	0	0	0	0	2	0	0	2
Clay	0	0	0	0	2	0	0	2
Cleburne	0	0	1	0	2	0	0	3
Columbia	0	0	1	0	0	0	0	1
Conway	0	0	0	0	1	0	0	1
Craighead	0	0	1	9	52	4	0	66
Crawford	0	0	0	1	3	0	0	4
Crittenden	0	0	0	1	5	1	0	7
Cross	0	0	0	0	2	0	0	2
Dallas	0	0	0	0	1	0	0	1
Desha	0	0	0	0	0	1	0	1
Drew	0	0	0	0	2	1	0	3
Faulkner	0	0	0	8	40	3	0	51
Franklin	0	0	0	0	2	0	0	2
Fulton	0	0	0	0	2	0	0	2
Garland	0	0	0	7	30	1	0	38
Grant	0	0	0	0	4	0	0	4
Greene	0	0	0	2	9	3	0	14
Hempstead	0	0	0	0	1	0	0	1
Hot Spring	0	0	0	1	2	1	0	4
Howard	0	0	0	2	0	0	0	2
Independence	0	0	0	1	14	3	0	18
Jackson	0	0	0	0	2	0	0	2
Jefferson	0	0	0	1	9	0	0	10
Johnson	0	0	1	1	1	0	0	3
Lafayette	0	0	0	0	1	0	0	1
Lincoln	0	0	0	0	0	1	0	1
Logan	0	0	0	0	1	0	0	1
Lonoke	0	0	0	0	10	1	0	11
Madison	0	0	0	0	1	2	0	3
Marion	0	0	0	0	2	0	0	2
Miller	0	0	0	0	2	0	0	2
Mississippi	0	0	0	1	0	0	0	1
Monroe	0	0	0	0	1	0	0	1
Montgomery	0	1	0	0	0	0	0	1
Ouachita	0	0	1	0	1	0	0	2
Poinsett	0	0	0	0	2	0	0	2
Polk	0	0	0	0	2	0	0	2
Pope	0	0	0	2	5	1	0	8
Pulaski	1	0	4	19	123	27	0	174
Randolph	0	0	0	0	1	1	0	2
Saint Francis	0	0	0	0	3	0	0	3
Saline	0	1	1	4	56	9	0	71
Scott	0	0	0	0	1	0	0	1
Searcy	0	0	0	0	1	0	0	1
Sebastian	0	0	1	3	12	8	0	24
Stone	0	0	0	0	1	0	0	1
Union	0	0	0	2	4	0	0	6
Van Buren	0	0	0	0	1	0	0	1
Washington	0	0	0	5	32	17	0	54
White	0	0	0	3	12	2	0	17
Yell	0	0	0	0	1	0	0	1
TOTAL	1	4	11	76	543	117	0	752

Arkansas State Board of Nursing Statistics – FY2024 (July 1, 2023 – June 30, 2024)

CERTIFIED REGISTERED NURSE ANESTHETISTS RESIDING AND LICENSED IN ARKANSAS BY COUNTY AND AGE - 2024						
County	20-29	30-39	40-49	50-59	Over 60	Total
Arkansas	0	1	0	2	1	4
Ashley	0	0	0	0	2	2
Baxter	0	3	4	6	2	15
Benton	1	28	34	11	8	82
Boone	0	0	1	4	2	7
Bradley	0	0	1	1	0	2
Carroll	0	0	0	0	2	2
Clark	0	1	0	1	0	2
Clay	0	1	0	1	0	2
Cleburne	0	0	1	1	1	3
Columbia	0	0	0	0	1	1
Conway	0	0	0	1	0	1
Craighead	2	19	21	17	7	66
Crawford	0	0	1	1	2	4
Crittenden	1	1	4	1	0	7
Cross	0	1	1	0	0	2
Dallas	0	0	0	1	0	1
Desha	0	1	0	0	0	1
Drew	0	2	1	0	0	3
Faulkner	0	16	14	12	9	51
Franklin	0	1	0	0	1	2
Fulton	0	0	1	0	1	2
Garland	2	11	10	10	5	38
Grant	0	0	2	2	0	4
Greene	1	3	5	4	1	14
Hempstead	0	0	1	0	0	1
Hot Spring	1	2	0	1	0	4
Howard	0	0	0	0	2	2
Independence	0	3	9	4	2	18
Jackson	0	0	2	0	0	2
Jefferson	0	1	2	5	2	10
Johnson	1	1	0	0	1	3
Lafayette	0	0	0	1	0	1
Lincoln	0	1	0	0	0	1
Logan	0	0	1	0	0	1
Lonoke	0	3	4	4	0	11
Madison	0	1	1	0	1	3
Marion	0	0	2	0	0	2
Miller	0	0	1	1	0	2
Mississippi	0	0	0	0	1	1
Monroe	0	0	0	1	0	1
Montgomery	0	0	0	0	1	1
Ouachita	0	0	1	0	1	2
Poinsett	0	0	0	2	0	2
Polk	0	1	0	1	0	2
Pope	0	2	4	0	2	8
Pulaski	4	59	53	32	26	174
Randolph	0	1	1	0	0	2
Saint Francis	0	0	0	3	0	3
Saline	0	20	33	13	5	71
Scott	0	0	1	0	0	1
Searcy	0	1	0	0	0	1
Sebastian	0	4	13	5	2	24
Stone	0	0	0	0	1	1
Union	0	1	2	2	1	6
Van Buren	0	0	0	0	1	1
Washington	1	22	14	9	8	54
White	0	3	6	6	2	17
Yell	0	1	0	0	0	1
TOTAL	14	216	252	166	104	752

Arkansas State Board of Nursing Statistics – FY2024 (July 1, 2023 – June 30, 2024)

CERTIFIED REGISTERED NURSE ANESTHETISTS RESIDING AND LICENSED IN ARKANSAS BY COUNTY AND EMPLOYMENT SETTING - 2024

County	Ambulatory Care Setting	Community Health	Correctional Facility	Home Health	Hospital	Insurance Claims	Nursing Home/ Extended Care	Occupational Health	Other	Policy/Planning/Regulatory/Licensing	Public Health	School Health Service	Assisted Living Facility	Hospice	School of Nursing	Dialysis Center	No Entry	Total
Arkansas	0	0	0	0	4	0	0	0	0	0	0	0	0	0	0	0	0	4
Ashley	0	0	0	0	2	0	0	0	0	0	0	0	0	0	0	0	0	2
Baxter	1	0	0	0	12	0	0	0	2	0	0	0	0	0	0	0	0	15
Benton	11	0	0	0	63	0	0	0	5	0	0	0	0	0	0	0	3	82
Boone	0	0	0	0	5	0	0	0	1	0	0	0	0	0	0	0	1	7
Bradley	0	0	0	0	2	0	0	0	0	0	0	0	0	0	0	0	0	2
Carroll	0	0	0	0	1	0	0	0	0	0	0	0	0	0	0	0	1	2
Clark	0	0	0	0	1	0	0	0	0	0	0	0	0	0	0	0	1	2
Clay	0	0	0	0	2	0	0	0	0	0	0	0	0	0	0	0	0	2
Cleburne	1	0	0	0	2	0	0	0	0	0	0	0	0	0	0	0	0	3
Columbia	0	0	0	0	0	0	0	0	0	0	0	0	0	0	0	0	1	1
Conway	0	0	0	0	1	0	0	0	0	0	0	0	0	0	0	0	0	1
Craighead	7	0	0	0	50	0	0	0	1	0	0	0	0	0	1	0	7	66
Crawford	1	0	0	0	3	0	0	0	0	0	0	0	0	0	0	0	0	4
Crittenden	0	0	0	0	6	0	0	0	0	0	0	0	0	0	0	0	1	7
Cross	0	0	0	0	2	0	0	0	0	0	0	0	0	0	0	0	0	2
Dallas	0	0	0	0	1	0	0	0	0	0	0	0	0	0	0	0	0	1
Desha	0	0	0	0	1	0	0	0	0	0	0	0	0	0	0	0	0	1
Drew	0	0	0	0	3	0	0	0	0	0	0	0	0	0	0	0	0	3
Faulkner	5	0	0	0	41	0	0	0	2	0	0	0	0	0	1	0	2	51
Franklin	0	0	0	0	2	0	0	0	0	0	0	0	0	0	0	0	0	2
Fulton	1	0	0	0	1	0	0	0	0	0	0	0	0	0	0	0	0	2
Garland	3	0	0	0	26	0	0	0	6	0	0	0	0	0	0	0	3	38
Grant	0	0	0	0	4	0	0	0	0	0	0	0	0	0	0	0	0	4
Greene	0	0	0	0	10	0	0	0	1	0	0	0	0	0	1	0	2	14
Hempstead	1	0	0	0	0	0	0	0	0	0	0	0	0	0	0	0	0	1
Hot Spring	0	0	0	0	3	0	0	0	0	0	0	0	0	0	0	0	1	4
Howard	1	0	0	0	1	0	0	0	0	0	0	0	0	0	0	0	0	2
Independence	2	0	0	0	15	0	0	0	1	0	0	0	0	0	0	0	0	18
Jackson	0	0	0	0	2	0	0	0	0	0	0	0	0	0	0	0	0	2
Jefferson	1	0	0	0	9	0	0	0	0	0	0	0	0	0	0	0	0	10
Johnson	0	0	0	0	2	0	0	0	0	0	0	0	0	0	0	0	1	3
Lafayette	0	0	0	0	1	0	0	0	0	0	0	0	0	0	0	0	0	1
Lincoln	0	0	0	0	1	0	0	0	0	0	0	0	0	0	0	0	0	1
Logan	0	0	0	0	0	0	0	0	1	0	0	0	0	0	0	0	0	1
Lonoke	3	0	0	0	7	0	0	0	1	0	0	0	0	0	0	0	0	11
Madison	1	0	0	0	2	0	0	0	0	0	0	0	0	0	0	0	0	3
Marion	0	0	0	0	1	0	0	0	0	0	0	0	0	0	0	0	1	2
Miller	1	0	0	0	1	0	0	0	0	0	0	0	0	0	0	0	0	2
Mississippi	0	0	0	0	1	0	0	0	0	0	0	0	0	0	0	0	0	1
Monroe	0	0	0	0	1	0	0	0	0	0	0	0	0	0	0	0	0	1
Montgomery	0	0	0	0	0	0	0	0	0	0	0	0	0	0	0	0	1	1
Ouachita	1	0	0	0	1	0	0	0	0	0	0	0	0	0	0	0	0	2
Poinsett	0	0	0	0	2	0	0	0	0	0	0	0	0	0	0	0	0	2
Polk	0	0	0	0	2	0	0	0	0	0	0	0	0	0	0	0	0	2
Pope	0	0	0	0	8	0	0	0	0	0	0	0	0	0	0	0	0	8
Pulaski	29	0	0	0	124	0	0	0	5	0	0	0	0	0	2	0	14	174
Randolph	1	0	0	0	1	0	0	0	0	0	0	0	0	0	0	0	0	2
Saint Francis	0	0	0	0	3	0	0	0	0	0	0	0	0	0	0	0	0	3
Saline	9	0	0	0	57	0	0	0	2	0	0	0	0	0	1	0	2	71
Scott	0	0	0	0	1	0	0	0	0	0	0	0	0	0	0	0	0	1
Searcy	0	0	0	0	1	0	0	0	0	0	0	0	0	0	0	0	0	1
Sebastian	2	0	0	0	19	0	0	0	0	0	0	0	0	0	0	0	3	24
Stone	0	0	0	0	1	0	0	0	0	0	0	0	0	0	0	0	0	1
Union	2	0	0	0	4	0	0	0	0	0	0	0	0	0	0	0	0	6
Van Buren	0	0	0	0	1	0	0	0	0	0	0	0	0	0	0	0	0	1
Washington	9	0	0	0	36	0	0	0	5	0	0	0	0	0	0	0	4	54
White	2	0	0	0	14	0	0	0	1	0	0	0	0	0	0	0	0	17
Yell	0	0	0	0	1	0	0	0	0	0	0	0	0	0	0	0	0	1
TOTAL	95	0	0	0	568	0	0	0	34	0	0	0	0	0	6	0	49	752

Arkansas State Board of Nursing Statistics – FY2024 (July 1, 2023 – June 30, 2024)

CLINICAL NURSE SPECIALISTS RESIDING AND LICENSED IN ARKANSAS BY COUNTY OF RESIDENCE - 2024

County	Total
Baxter	4
Benton	6
Boone	1
Carroll	1
Clay	1
Cleburne	1
Craighead	29
Cross	1
Faulkner	4
Franklin	1
Garland	3
Greene	5
Independence	2
Jackson	1
Jefferson	1
Lawrence	1
Logan	1
Lonoke	2
Madison	1
Marion	1
Pike	1
Poinsett	5
Pulaski	20
Randolph	3
Saline	2
Sebastian	3
Sharp	1
Stone	1
Union	1
Washington	16
White	5
Woodruff	1
TOTAL	126

CLINICAL NURSE SPECIALISTS RESIDING AND LICENSED IN ARKANSAS BY EMPLOYMENT SETTING AND AGE - 2024

Employment	20-29	30-49	40-49	50-59	Over 60	Total
Ambulatory Care Setting	1	3	10	6	12	32
Community Health	0	0	2	3	1	6
Dialysis Center	0	0	0	1	0	1
Home Health	0	1	1	0	1	3
Hospital	0	5	16	12	9	42
No Entry	0	0	3	1	5	9
Nursing Home/Extended Care	0	0	2	1	1	4
Other	0	0	6	4	7	17
School Health Service	0	1	0	0	0	1
School of Nursing	0	1	0	2	8	11
TOTAL	1	11	40	30	44	126

CLINICAL NURSE SPECIALISTS RESIDING AND LICENSED IN ARKANSAS BY EMPLOYMENT SETTING AND GENDER - 2024

Employment	Female	Male	Total
Ambulatory Care Setting	29	3	32
Community Health	6	0	6
Dialysis Center	1	0	1
Home Health	3	0	3
Hospital	39	3	42
No Entry	9	0	9
Nursing Home/Extended Care	3	1	4
Other	17	0	17
School Health Service	1	0	1
School of Nursing	11	0	11
TOTAL	119	7	126

Arkansas State Board of Nursing Statistics – FY2024 (July 1, 2023 – June 30, 2024)

CLINICAL NURSE SPECIALISTS RESIDING AND LICENSED IN ARKANSAS BY EMPLOYMENT SETTING AND EDUCATION LEVEL - 2024

Employment	Certificate	Diploma	Associate	Bachelor	Master	Doctorate	Not Given	Total
Ambulatory Care Setting	0	0	0	0	30	2	0	32
Community Health	0	0	0	0	5	1	0	6
Dialysis Center	0	0	0	0	0	1	0	1
Home Health	0	0	0	0	3	0	0	3
Hospital	0	0	0	0	31	11	0	42
No Entry	0	0	0	0	8	1	0	9
Nursing Home/Extended Care	0	0	0	0	4	0	0	4
Other	0	0	0	0	17	0	0	17
School Health Service	0	0	0	0	1	0	0	1
School Of Nursing	0	0	0	0	2	9	0	11
Total	0	0	0	0	101	25	0	126

CLINICAL NURSE SPECIALISTS RESIDING AND LICENSED IN ARKANSAS BY COUNTY AND EDUCATION LEVEL - 2024

County	Certificate	Diploma	Associate	Bachelor	Master	Doctorate	Not Given	Total
Baxter	0	0	0	0	3	1	0	4
Benton	0	0	0	0	4	2	0	6
Boone	0	0	0	0	1	0	0	1
Carroll	0	0	0	0	1	0	0	1
Clay	0	0	0	0	1	0	0	1
Cleburne	0	0	0	0	1	0	0	1
Craighead	0	0	0	0	25	4	0	29
Cross	0	0	0	0	0	1	0	1
Faulkner	0	0	0	0	3	1	0	4
Franklin	0	0	0	0	1	0	0	1
Garland	0	0	0	0	3	0	0	3
Greene	0	0	0	0	5	0	0	5
Independence	0	0	0	0	1	1	0	2
Jackson	0	0	0	0	1	0	0	1
Jefferson	0	0	0	0	0	1	0	1
Lawrence	0	0	0	0	1	0	0	1
Logan	0	0	0	0	1	0	0	1
Lonoke	0	0	0	0	1	1	0	2
Madison	0	0	0	0	1	0	0	1
Marion	0	0	0	0	1	0	0	1
Pike	0	0	0	0	1	0	0	1
Poinsett	0	0	0	0	5	0	0	5
Pulaski	0	0	0	0	15	5	0	20
Randolph	0	0	0	0	3	0	0	3
Saline	0	0	0	0	1	1	0	2
Sebastian	0	0	0	0	2	1	0	3
Sharp	0	0	0	0	0	1	0	1
Stone	0	0	0	0	1	0	0	1
Union	0	0	0	0	0	1	0	1
Washington	0	0	0	0	14	2	0	16
White	0	0	0	0	4	1	0	5
Woodruff	0	0	0	0	0	1	0	1
TOTAL	0	0	0	0	101	25	0	126

CLINICAL NURSE SPECIALISTS RESIDING AND LICENSED IN ARKANSAS BY COUNTY AND AGE - 2024

County	20-29	30-39	40-49	50-59	Over 60	Total
Baxter	0	0	1	2	1	4
Benton	0	0	1	1	4	6
Boone	0	0	1	0	0	1
Carroll	0	0	0	0	1	1
Clay	0	1	0	0	0	1
Cleburne	0	0	0	0	1	1
Craighead	1	5	10	7	6	29
Cross	0	0	0	0	1	1
Faulkner	0	0	1	1	2	4
Franklin	0	0	0	0	1	1
Garland	0	0	0	1	2	3
Greene	0	2	1	0	2	5
Independence	0	0	2	0	0	2

(continued)

Arkansas State Board of Nursing Statistics – FY2024 (July 1, 2023 – June 30, 2024)

CLINICAL NURSE SPECIALISTS RESIDING AND LICENSED IN ARKANSAS BY COUNTY AND AGE - 2024

County	20-29	30-39	40-49	50-59	Over 60	Total
Jackson	0	0	0	1	0	1
Jefferson	0	0	1	0	0	1
Lawrence	0	0	0	1	0	1
Logan	0	0	0	0	1	1
Lonoke	0	0	0	2	0	2
Madison	0	0	0	0	1	1
Marion	0	0	0	1	0	1
Pike	0	0	0	1	0	1
Poinsett	0	0	3	2	0	5
Pulaski	0	1	5	4	10	20
Randolph	0	1	0	0	2	3
Saline	0	0	0	1	1	2
Sebastian	0	0	0	1	2	3
Sharp	0	0	1	0	0	1
Stone	0	0	1	0	0	1
Union	0	0	0	0	1	1
Washington	0	1	11	2	2	16
White	0	0	1	1	3	5
Woodruff	0	0	0	1	0	1
TOTAL	1	11	40	30	44	126

CLINICAL NURSE SPECIALISTS RESIDING AND LICENSED IN ARKANSAS BY COUNTY AND EMPLOYMENT SETTING - 2024

County	Ambulatory Care Setting	Community Health	Correctional Facility	Home Health	Hospital	Insurance Claims/Benefits	Nursing Home/ Extended Care	Occupational Health	Other	Policy/Planning (Regulatory/Lic ensing Agency	Public Health	School Health Service	Assisted Living Facility	Hospice	School of Nursing	Dialysis Center	No Entry	Total
Baxter	0	1	0	0	2	0	0	0	0	0	0	0	0	0	1	0	0	4
Benton	4	0	0	0	1	0	0	0	0	0	0	0	0	0	0	0	1	6
Boone	0	0	0	0	1	0	0	0	0	0	0	0	0	0	0	0	0	1
Carroll	0	0	0	0	1	0	0	0	0	0	0	0	0	0	0	0	0	1
Clay	1	0	0	0	0	0	0	0	0	0	0	0	0	0	0	0	0	1
Cleburne	0	0	0	1	0	0	0	0	0	0	0	0	0	0	0	0	0	1
Craighead	10	1	0	1	10	0	0	0	2	0	0	0	0	0	2	1	2	29
Cross	0	0	0	0	0	0	0	0	0	0	0	0	0	0	1	0	0	1
Faulkner	0	0	0	0	1	0	1	0	1	0	0	0	0	0	1	0	0	4
Franklin	0	0	0	0	0	0	0	0	1	0	0	0	0	0	0	0	0	1
Garland	1	0	0	0	0	0	0	0	2	0	0	0	0	0	0	0	0	3
Greene	0	0	0	1	2	0	0	0	1	0	0	1	0	0	0	0	0	5
Independence	0	0	0	0	1	0	0	0	1	0	0	0	0	0	0	0	0	2
Jackson	0	1	0	0	0	0	0	0	0	0	0	0	0	0	0	0	0	1
Jefferson	1	0	0	0	0	0	0	0	0	0	0	0	0	0	0	0	0	1
Lawrence	0	1	0	0	0	0	0	0	0	0	0	0	0	0	0	0	0	1
Logan	0	1	0	0	0	0	0	0	0	0	0	0	0	0	0	0	0	1
Lonoke	0	0	0	0	2	0	0	0	0	0	0	0	0	0	0	0	0	2
Madison	0	0	0	0	0	0	0	0	0	0	0	0	0	0	0	0	1	1
Marion	0	0	0	0	1	0	0	0	0	0	0	0	0	0	0	0	0	1
Pike	0	0	0	0	0	0	0	0	1	0	0	0	0	0	0	0	0	1
Poinsett	2	0	0	0	0	0	1	0	2	0	0	0	0	0	0	0	0	5
Pulaski	5	0	0	0	10	0	1	0	1	0	0	0	0	0	1	0	2	20
Randolph	1	0	0	0	2	0	0	0	0	0	0	0	0	0	0	0	0	3
Saline	0	0	0	0	1	0	0	0	0	0	0	0	0	0	1	0	0	2
Sebastian	2	0	0	0	1	0	0	0	0	0	0	0	0	0	0	0	0	3
Sharp	0	0	0	0	0	0	0	0	0	0	0	0	0	0	0	0	1	1
Stone	0	0	0	0	0	0	1	0	0	0	0	0	0	0	0	0	0	1
Union	0	0	0	0	0	0	0	0	0	0	0	0	0	0	1	0	0	1
Washington	5	0	0	0	6	0	0	0	1	0	0	0	0	0	2	0	2	16
White	0	0	0	0	0	0	0	0	4	0	0	0	0	0	1	0	0	5
Woodruff	0	1	0	0	0	0	0	0	0	0	0	0	0	0	0	0	0	1
TOTAL	32	6	0	3	42	0	4	0	17	0	0	1	0	0	11	1	9	126

Arkansas State Board of Nursing Statistics – FY2024 (July 1, 2023 – June 30, 2024)

REGISTERED NURSE PRACTITIONERS RESIDING AND LICENSED IN ARKANSAS BY COUNTY OF RESIDENCE - 2024

County	Total
Arkansas	1
Baxter	2
Benton	7
Carroll	4
Chicot	1
Clark	3
Cleburne	2
Columbia	1
Craighead	26
Crawford	1
Crittenden	3
Cross	2
Desha	1
Drew	1
Faulkner	14
Franklin	3
Garland	17
Grant	2
Greene	4
Hempstead	1
Hot Spring	1
Howard	3
Independence	4
Jackson	3
Jefferson	5
Lawrence	3
Lonoke	8
Marion	1
Mississippi	2
Monroe	1
Ouachita	1
Perry	2
Phillips	1
Pike	1
Poinsett	2
Pope	5
Prairie	1
Pulaski	83
Randolph	4
Saline	25
Searcy	1
Sebastian	7
Stone	2
Union	2
Washington	10
White	11
Yell	1
TOTAL	286

REGISTERED NURSE PRACTITIONERS RESIDING AND LICENSED IN ARKANSAS BY EMPLOYMENT SETTING AND AGE - 2024

Employment	20-29	30-39	40-49	50-59	Over 60	Total
Ambulatory Care Setting	0	0	0	14	28	42
Assisted Living Facility	0	0	0	0	1	1
Community Health	0	0	0	2	6	8
Correctional Facility	0	0	0	0	2	2
Dialysis Center	0	0	0	1	2	3
Home Health	0	0	0	1	5	6
Hospice	0	0	0	1	1	2
Hospital	0	0	0	31	33	64
Insurance Claims/Benefits	0	0	0	3	2	5
No Entry	0	0	0	14	78	92
Nursing Home/Extended Care	0	0	0	1	4	5
Occupational Health	0	0	0	0	1	1
Other	0	0	0	10	26	36
Public Health	0	0	0	2	3	5

(continued)

Arkansas State Board of Nursing Statistics – FY2024 (July 1, 2023 – June 30, 2024)

REGISTERED NURSE PRACTITIONERS RESIDING AND LICENSED IN ARKANSAS BY EMPLOYMENT SETTING AND AGE - 2024

Employment	20-29	30-39	40-49	50-59	Over 60	Total
School Health Service	0	0	0	3	4	7
School Of Nursing	0	0	0	2	5	7
TOTAL	0	0	0	85	201	286

REGISTERED NURSE PRACTITIONERS RESIDING AND LICENSED IN ARKANSAS BY EMPLOYMENT SETTING AND GENDER - 2024

Employment	Female	Male	Total
Ambulatory Care Setting	38	4	42
Assisted Living Facility	1	0	1
Community Health	7	1	8
Correctional Facility	2	0	2
Dialysis Center	3	0	3
Home Health	5	1	6
Hospice	2	0	2
Hospital	60	4	64
Insurance Claims/Benefits	5	0	5
No Entry	90	2	92
Nursing Home/Extended Care	5	0	5
Occupational Health	1	0	1
Other	34	2	36
Public Health	5	0	5
School Health Service	7	0	7
School of Nursing	7	0	7
TOTAL	272	14	286

REGISTERED NURSE PRACTITIONERS RESIDING AND LICENSED IN ARKANSAS BY EMPLOYMENT SETTING AND EDUCATION LEVEL - 2024

Employment	Certificate	Diploma	Associate	Bachelor	Master	Doctorate	Not Given	Total
Ambulatory Care Setting	0	0	1	24	14	3	0	42
Assisted Living Facility	0	0	0	0	1	0	0	1
Community Health	0	0	1	5	2	0	0	8
Correctional Facility	0	0	0	2	0	0	0	2
Dialysis Center	0	0	0	3	0	0	0	3
Home Health	0	0	0	3	3	0	0	6
Hospice	0	0	0	2	0	0	0	2
Hospital	0	0	0	44	16	4	0	64
Insurance Claims/Benefits	0	0	0	4	1	0	0	5
No Entry	1	2	6	59	21	3	0	92
Nursing Home/Extended Care	0	0	0	4	1	0	0	5
Occupational Health	0	0	0	1	0	0	0	1
Other	0	0	1	21	11	3	0	36
Public Health	0	0	1	2	2	0	0	5
School Health Service	0	0	0	6	1	0	0	7
School of Nursing	0	0	0	0	3	4	0	7
TOTAL	1	2	10	180	76	17	0	286

REGISTERED NURSE PRACTITIONERS RESIDING AND LICENSED IN ARKANSAS BY COUNTY AND EDUCATION LEVEL - 2024

County	Certificate	Diploma	Associate	Bachelor	Master	Doctorate	Not Given	Total
Arkansas	0	0	0	1	0	0	0	1
Baxter	0	0	0	1	0	1	0	2
Benton	0	0	0	4	2	1	0	7
Carroll	0	0	0	3	1	0	0	4
Chicot	0	0	0	0	1	0	0	1
Clark	0	0	0	1	2	0	0	3
Cleburne	0	1	0	0	1	0	0	2
Columbia	0	0	0	1	0	0	0	1
Craighead	0	0	0	18	5	3	0	26
Crawford	0	0	0	0	1	0	0	1
Crittenden	0	0	1	0	2	0	0	3
Cross	0	0	0	1	0	1	0	2
Desha	0	0	0	0	1	0	0	1
Drew	0	0	0	0	1	0	0	1
Faulkner	0	0	0	10	3	1	0	14
Franklin	0	0	0	2	1	0	0	3

(continued)

Arkansas State Board of Nursing Statistics – FY2024 (July 1, 2023 – June 30, 2024)

REGISTERED NURSE PRACTITIONERS RESIDING AND LICENSED IN ARKANSAS BY COUNTY AND EDUCATION LEVEL - 2024

County	Certificate	Diploma	Associate	Bachelor	Master	Doctorate	Not Given	Total
Garland	0	0	0	10	7	0	0	17
Grant	0	0	0	2	0	0	0	2
Greene	0	0	0	3	1	0	0	4
Hempstead	0	0	0	0	1	0	0	1
Hot Spring	0	0	0	1	0	0	0	1
Howard	0	0	0	2	1	0	0	3
Independence	0	0	1	3	0	0	0	4
Jackson	0	0	0	2	1	0	0	3
Jefferson	0	0	1	1	2	1	0	5
Lawrence	0	0	1	2	0	0	0	3
Lonoke	0	0	2	5	0	1	0	8
Marion	0	0	0	1	0	0	0	1
Mississippi	0	0	0	1	1	0	0	2
Monroe	0	0	0	1	0	0	0	1
Ouachita	0	0	0	0	1	0	0	1
Perry	0	0	0	1	0	1	0	2
Phillips	0	0	0	1	0	0	0	1
Pike	0	0	0	0	1	0	0	1
Poinsett	0	0	0	2	0	0	0	2
Pope	0	0	0	2	1	2	0	5
Prairie	0	0	0	1	0	0	0	1
Pulaski	1	1	0	59	20	2	0	83
Randolph	0	0	0	4	0	0	0	4
Saline	0	0	1	19	5	0	0	25
Searcy	0	0	0	1	0	0	0	1
Sebastian	0	0	0	4	3	0	0	7
Stone	0	0	0	1	1	0	0	2
Union	0	0	0	0	2	0	0	2
Washington	0	0	3	3	3	1	0	10
White	0	0	0	6	4	1	0	11
Yell	0	0	0	0	0	1	0	1
TOTAL	1	2	10	180	76	17	0	286

REGISTERED NURSE PRACTITIONERS RESIDING AND LICENSED IN ARKANSAS BY COUNTY AND AGE - 2024

County	20-29	30-39	40-49	50-59	Over 60	Total
Arkansas	0	0	0	0	1	1
Baxter	0	0	0	1	1	2
Benton	0	0	0	2	5	7
Carroll	0	0	0	1	3	4
Chicot	0	0	0	0	1	1
Clark	0	0	0	1	2	3
Cleburne	0	0	0	1	1	2
Columbia	0	0	0	0	1	1
Craighead	0	0	0	13	13	26
Crawford	0	0	0	0	1	1
Crittenden	0	0	0	0	3	3
Cross	0	0	0	0	2	2
Desha	0	0	0	0	1	1
Drew	0	0	0	0	1	1
Faulkner	0	0	0	5	9	14
Franklin	0	0	0	0	3	3
Garland	0	0	0	3	14	17
Grant	0	0	0	1	1	2
Greene	0	0	0	1	3	4
Hempstead	0	0	0	0	1	1
Hot Spring	0	0	0	0	1	1
Howard	0	0	0	0	3	3
Independence	0	0	0	3	1	4
Jackson	0	0	0	2	1	3
Jefferson	0	0	0	1	4	5
Lawrence	0	0	0	2	1	3
Lonoke	0	0	0	1	7	8
Marion	0	0	0	1	0	1

(continued)

Arkansas State Board of Nursing Statistics – FY2024 (July 1, 2023 – June 30, 2024)

REGISTERED NURSE PRACTITIONERS RESIDING AND LICENSED IN ARKANSAS BY COUNTY AND AGE - 2024						
County	20-29	30-39	40-49	50-59	Over 60	Total
Mississippi	0	0	0	1	1	2
Monroe	0	0	0	0	1	1
Ouachita	0	0	0	1	0	1
Perry	0	0	0	1	1	2
Phillips	0	0	0	0	1	1
Pike	0	0	0	1	0	1
Poinsett	0	0	0	2	0	2
Pope	0	0	0	2	3	5
Prairie	0	0	0	0	1	1
Pulaski	0	0	0	17	66	83
Randolph	0	0	0	3	1	4
Saline	0	0	0	8	17	25
Searcy	0	0	0	0	1	1
Sebastian	0	0	0	4	3	7
Stone	0	0	0	1	1	2
Union	0	0	0	0	2	2
Washington	0	0	0	2	8	10
White	0	0	0	3	8	11
Yell	0	0	0	0	1	1
TOTAL	0	0	0	85	201	286

REGISTERED NURSE PRACTITIONERS RESIDING AND LICENSED IN ARKANSAS BY COUNTY AND EMPLOYMENT SETTING - 2024																		
County	Ambulatory Care Setting	Community Health	Correctional Facility	Home Health	Hospital	Insurance Claims\ Benefit	Nursing Home\ Extended Care	Occupational Health	Other	Policy/Planning /Regulatory Lic ensing Agency	Public Health	School Health Service	Assisted Living Facility	Hospice	School of Nursing	Dialysis Center	No Entry	Total
Arkansas	1	0	0	0	0	0	0	0	0	0	0	0	0	0	0	0	0	1
Baxter	1	0	0	0	0	0	0	0	0	0	0	0	0	1	0	0	0	2
Benton	2	0	0	0	2	0	0	0	0	0	0	0	0	0	0	0	3	7
Carroll	0	1	0	0	0	1	0	1	0	0	0	0	0	0	0	0	1	4
Chicot	0	0	0	0	0	0	0	0	0	0	1	0	0	0	0	0	0	1
Clark	1	0	0	0	0	0	0	0	0	0	0	1	0	0	0	0	1	3
Cleburne	0	0	0	0	0	0	0	0	0	0	0	0	0	0	0	0	2	2
Columbia	0	0	0	0	0	0	0	0	0	0	0	0	0	0	0	0	1	1
Craighead	4	1	0	0	10	0	1	0	6	0	0	0	0	0	0	0	4	26
Crawford	1	0	0	0	0	0	0	0	0	0	0	0	0	0	0	0	0	1
Crittenden	0	0	0	0	0	0	0	0	2	0	0	0	0	0	0	0	1	3
Cross	0	0	0	0	0	0	0	0	0	0	0	0	0	0	1	0	1	2
Desha	1	0	0	0	0	0	0	0	0	0	0	0	0	0	0	0	0	1
Drew	0	0	0	0	0	0	0	0	0	0	0	0	0	0	0	0	1	1
Faulkner	2	0	0	0	4	0	0	0	2	0	1	1	0	0	0	0	4	14
Franklin	1	0	0	1	0	0	0	0	1	0	0	0	0	0	0	0	0	3
Garland	1	0	1	1	4	0	0	0	3	0	0	0	1	0	0	0	6	17
Grant	1	0	0	0	1	0	0	0	0	0	0	0	0	0	0	0	0	2
Greene	1	0	0	0	1	0	0	0	1	0	0	0	0	0	0	0	1	4
Hempstead	1	0	0	0	0	0	0	0	0	0	0	0	0	0	0	0	0	1
Hot Spring	0	1	0	0	0	0	0	0	0	0	0	0	0	0	0	0	0	1
Howard	0	0	0	2	0	0	0	0	0	0	0	0	0	0	0	0	1	3
Independence	1	0	0	0	1	0	0	0	0	0	0	0	0	1	0	0	1	4
Jackson	0	1	0	0	0	0	0	0	0	0	0	0	0	0	0	0	2	3
Jefferson	0	0	1	0	1	0	0	0	0	0	0	1	0	0	0	0	2	5
Lawrence	0	0	0	0	1	0	0	0	0	0	1	0	0	0	0	0	1	3
Lonoke	0	1	0	0	2	0	0	0	1	0	1	1	0	0	1	0	1	8
Marion	0	0	0	0	0	0	0	0	0	0	1	0	0	0	0	0	0	1
Mississippi	0	0	0	0	0	0	0	0	1	0	0	0	0	0	0	0	1	2
Monroe	0	0	0	0	0	0	0	0	0	0	0	0	0	0	0	0	1	1
Ouachita	0	0	0	0	1	0	0	0	0	0	0	0	0	0	0	0	0	1
Perry	0	0	0	0	1	0	0	0	0	0	0	0	0	0	0	0	1	2
Phillips	0	0	0	0	1	0	0	0	0	0	0	0	0	0	0	0	0	1
Pike	0	0	0	0	0	0	0	0	1	0	0	0	0	0	0	0	0	1
Poinsett	0	0	0	0	1	0	0	0	0	0	0	0	0	0	0	0	1	2
Pope	0	0	0	0	0	0	0	0	1	0	0	0	0	0	2	0	2	5

(continued)

Arkansas State Board of Nursing Statistics – FY2024 (July 1, 2023 – June 30, 2024)

REGISTERED NURSE PRACTITIONERS RESIDING AND LICENSED IN ARKANSAS BY COUNTY AND EMPLOYMENT SETTING - 2024																		
County	Ambulatory Care Setting	Community Health	Correctional Facility	Home Health	Hospital	Insurance Claims\Benefit	Nursing Home\Extended Care	Occupational Health	Other	Policy/Planning \Regulatory\Licensing Agency	Public Health	School Health Service	Assisted Living Facility	Hospice	School of Nursing	Dialysis Center	No Entry	Total
Prairie	1	0	0	0	0	0	0	0	0	0	0	0	0	0	0	0	0	1
Pulaski	11	1	0	1	14	4	1	0	13	0	0	2	0	0	2	3	31	83
Randolph	1	0	0	0	1	0	1	0	0	0	0	1	0	0	0	0	0	4
Saline	6	0	0	0	7	0	1	0	2	0	0	0	0	0	0	0	9	25
Searcy	0	1	0	0	0	0	0	0	0	0	0	0	0	0	0	0	0	1
Sebastian	2	0	0	0	3	0	0	0	1	0	0	0	0	0	0	0	1	7
Stone	1	1	0	0	0	0	0	0	0	0	0	0	0	0	0	0	0	2
Union	0	0	0	1	0	0	0	0	0	0	0	0	0	0	0	0	1	2
Washington	1	0	0	0	2	0	0	0	0	0	0	0	0	0	1	0	6	10
White	0	0	0	0	6	0	1	0	0	0	0	0	0	0	0	0	4	11
Yell	0	0	0	0	0	0	0	0	1	0	0	0	0	0	0	0	0	1
TOTAL	42	8	2	6	64	5	5	1	36	0	5	7	1	2	7	3	92	286

REGISTERED NURSES RESIDING AND LICENSED IN ARKANSAS BY COUNTY OF RESIDENCE - 2024

County	Total
Arkansas	189
Ashley	253
Baxter	793
Benton	3331
Boone	503
Bradley	124
Calhoun	37
Carroll	239
Chicot	109
Clark	278
Clay	156
Cleburne	343
Cleveland	186
Columbia	297
Conway	293
Craighead	2229
Crawford	711
Crittenden	628
Cross	290
Dallas	66
Desha	127
Drew	251
Faulkner	2593
Franklin	212
Fulton	199
Garland	1907
Grant	399
Greene	812
Hempstead	205
Hot Spring	543
Howard	178
Independence	635
Izard	251
Jackson	159
Jefferson	970
Johnson	172
Lafayette	73
Lawrence	236
Lee	72
Lincoln	183
Little River	169
Logan	245
Lonoke	1514
Madison	194
Marion	204
Miller	655
Mississippi	386
Monroe	68
Montgomery	121
Nevada	102
Newton	71
Ouachita	253
Perry	178
Phillips	190
Pike	143
Poinsett	252
Polk	208
Pope	748
Prairie	86
Pulaski	7181
Randolph	297
Saint Francis	220
Saline	3410
Scott	115
Searcy	109
(continued)	

Arkansas State Board of Nursing Statistics – FY2024 (July 1, 2023 – June 30, 2024)

REGISTERED NURSES RESIDING AND LICENSED IN ARKANSAS BY COUNTY OF RESIDENCE - 2024

County	Total
Sebastian	1638
Sevier	187
Sharp	298
Stone	177
Union	500
Van Buren	202
Washington	3288
White	1243
Woodruff	77
Yell	170
TOTAL	46131

REGISTERED NURSES RESIDING AND LICENSED IN ARKANSAS BY EMPLOYMENT SETTING AND AGE - 2024

Employment	20-29	30-39	40-49	50-59	Over 60	Total
Ambulatory Care Setting	235	1123	###	868	695	3970
Assisted Living Facility	22	42	49	32	42	187
Community Health	82	348	317	230	164	1141
Correctional Facility	21	45	54	50	30	200
Dialysis Center	30	91	122	95	67	405
Home Health	70	327	368	323	282	1370
Hospice	52	214	209	189	169	833
Hospital	3529	6095	###	3838	2591	20741
Insurance Claims/Benefits	8	147	232	209	140	736
No Entry	1807	1532	###	994	2956	8359
Nursing Home/Extended Care	136	433	398	340	314	1621
Occupational Health	8	40	62	56	49	215
Other	290	1013	991	864	643	3801
Policy/Planning/Regulatory/Licensing Agency	0	6	21	23	25	75
Public Health	78	206	224	170	103	781
School Health Service	33	213	297	250	167	960
School of Nursing	21	149	180	180	206	736
TOTAL	6422	12024	10331	8711	8643	46131

REGISTERED NURSES RESIDING AND LICENSED IN ARKANSAS BY EMPLOYMENT SETTING AND GENDER - 2024

Employment	Female	Male	Total
Ambulatory Care Setting	3631	339	3970
Assisted Living Facility	176	11	187
Community Health	1057	84	1141
Correctional Facility	172	28	200
Dialysis Center	358	47	405
Home Health	1284	86	1370
Hospice	779	54	833
Hospital	17485	3256	20741
Insurance Claims/Benefits	706	30	736
No Entry	7451	908	8359
Nursing Home/Extended Care	1497	124	1621
Occupational Health	193	22	215
Other	3488	313	3801
Policy/Planning/Regulatory/Licensing Agency	68	7	75
Public Health	739	42	781
School Health Service	946	14	960
School of Nursing	696	40	736
TOTAL	40726	5405	46131

REGISTERED NURSES RESIDING AND LICENSED IN ARKANSAS BY EMPLOYMENT SETTING AND EDUCATION LEVEL - 2024

Employment	Certificate	Diploma	Associate	Bachelor	Master	Doctorate	Not Given	Total
Ambulatory Care Setting	24	309	963	1128	1410	136	0	3970
Assisted Living Facility	19	16	95	39	18	0	0	187
Community Health	20	65	384	281	351	40	0	1141
Correctional Facility	13	16	84	42	42	3	0	200
Dialysis Center	6	36	224	112	24	3	0	405
Home Health	29	125	750	361	101	4	0	1370

(continued)

Arkansas State Board of Nursing Statistics – FY2024 (July 1, 2023 – June 30, 2024)

REGISTERED NURSES RESIDING AND LICENSED IN ARKANSAS BY EMPLOYMENT SETTING AND EDUCATION LEVEL - 2024

Employment	Certificate	Diploma	Associate	Bachelor	Master	Doctorate	Not Given	Total
Hospice	4	76	476	224	51	2	0	833
Hospital	177	1460	7949	8686	2211	258	0	20741
Insurance Claims/Benefits	0	138	260	289	45	4	0	736
No Entry	59	725	3529	3317	569	102	58	8359
Nursing Home/Extended Care	144	113	933	263	158	10	0	1621
Occupational Health	2	21	92	66	29	5	0	215
Other	60	294	1271	1123	961	92	0	3801
Policy/Planning/Regulatory/Licensing Agency	1	9	31	23	9	2	0	75
Public Health	19	66	330	230	132	4	0	781
School Health Service	7	93	398	410	47	5	0	960
School of Nursing	2	10	72	148	306	198	0	736
TOTAL	586	3572	17841	16742	6464	868	58	46131

REGISTERED NURSES RESIDING AND LICENSED IN ARKANSAS BY COUNTY AND EDUCATION LEVEL - 2024

County	Certificate	Diploma	Associate	Bachelor	Master	Doctorate	Not Given	Total
Arkansas	1	27	85	53	20	3	0	189
Ashley	8	27	79	118	20	1	0	253
Baxter	16	29	390	214	127	15	2	793
Benton	16	141	1294	1302	486	81	11	3331
Boone	8	12	285	119	78	1	0	503
Bradley	3	29	43	30	18	1	0	124
Calhoun	2	3	16	11	5	0	0	37
Carroll	0	7	119	70	40	3	0	239
Chicot	2	16	38	39	10	3	1	109
Clark	3	14	104	112	42	3	0	278
Clay	2	0	103	28	22	1	0	156
Cleburne	7	31	149	103	51	2	0	343
Cleveland	3	55	57	47	24	0	0	186
Columbia	5	5	159	81	39	8	0	297
Conway	5	36	105	106	36	5	0	293
Craighead	46	50	881	813	392	47	0	2229
Crawford	4	10	334	269	78	10	6	711
Crittenden	11	31	263	227	76	14	6	628
Cross	3	9	167	76	32	3	0	290
Dallas	0	7	28	26	4	1	0	66
Desha	4	16	43	52	9	2	1	127
Drew	8	33	78	85	42	5	0	251
Faulkner	24	289	660	1216	362	41	1	2593
Franklin	3	3	104	72	29	1	0	212
Fulton	5	3	124	40	26	1	0	199
Garland	25	116	848	616	280	22	0	1907
Grant	9	78	114	134	60	4	0	399
Greene	10	14	413	229	127	19	0	812
Hempstead	6	6	97	60	33	2	1	205
Hot Spring	12	39	270	153	62	7	0	543
Howard	4	3	95	63	11	1	1	178
Independence	11	17	362	135	100	10	0	635
Izard	6	10	149	45	38	3	0	251
Jackson	8	10	95	29	17	0	0	159
Jefferson	11	190	309	304	135	21	0	970
Johnson	5	6	61	77	18	5	0	172
Lafayette	5	0	32	31	5	0	0	73
Lawrence	8	1	144	53	27	3	0	236
Lee	0	1	54	12	5	0	0	72
Lincoln	0	41	69	51	19	3	0	183
Little River	8	1	100	39	20	0	1	169
Logan	1	6	111	95	26	5	1	245
Lonoke	9	207	460	639	173	26	0	1514
Madison	3	10	95	58	25	3	0	194
Marion	5	9	115	42	29	4	0	204
Miller	8	7	351	197	81	5	6	655
Mississippi	8	4	257	72	42	2	1	386
Monroe	1	3	36	16	11	1	0	68
Montgomery	2	4	67	37	11	0	0	121
Nevada	4	2	53	37	6	0	0	102

(continued)

Arkansas State Board of Nursing Statistics – FY2024 (July 1, 2023 – June 30, 2024)

REGISTERED NURSES RESIDING AND LICENSED IN ARKANSAS BY COUNTY AND EDUCATION LEVEL - 2024

County	Certificate	Diploma	Associate	Bachelor	Master	Doctorate	Not Given	Total
Newton	1	2	40	19	9	0	0	71
Ouachita	9	19	133	65	27	0	0	253
Perry	3	23	64	65	21	2	0	178
Phillips	4	1	110	47	25	3	0	190
Pike	0	6	69	48	20	0	0	143
Poinsett	6	3	134	81	26	2	0	252
Polk	4	6	123	48	24	3	0	208
Pope	10	44	204	372	100	18	0	748
Prairie	2	14	34	25	11	0	0	86
Pulaski	45	858	1857	3102	1103	212	4	7181
Randolph	9	1	189	57	39	2	0	297
Saint Francis	3	4	155	35	20	3	0	220
Saline	22	541	1000	1257	518	71	1	3410
Scott	2	4	70	28	10	0	1	115
Searcy	4	2	64	25	13	1	0	109
Sebastian	12	38	680	676	193	32	7	1638
Sevier	11	2	107	39	26	1	1	187
Sharp	13	8	177	59	37	4	0	298
Stone	5	8	113	38	13	0	0	177
Union	17	22	268	130	55	6	2	500
Van Buren	4	24	85	64	23	2	0	202
Washington	15	179	1120	1386	508	77	3	3288
White	23	81	479	456	179	25	0	1243
Woodruff	1	2	38	19	15	2	0	77
Yell	3	12	63	68	20	4	0	170
TOTAL	586	3572	17841	16742	6464	868	58	46131

REGISTERED NURSES RESIDING AND LICENSED IN ARKANSAS BY COUNTY AND AGE - 2024

County	20-29	30-39	40-49	50-59	Over 60	Total
Arkansas	29	44	39	40	37	189
Ashley	39	58	46	68	42	253
Baxter	71	176	185	162	199	793
Benton	460	883	790	595	603	3331
Boone	73	130	108	99	93	503
Bradley	13	34	34	23	20	124
Calhoun	4	12	7	7	7	37
Carroll	26	47	35	46	85	239
Chicot	14	29	20	22	24	109
Clark	45	74	56	60	43	278
Clay	18	44	21	42	31	156
Cleburne	38	62	81	77	85	343
Cleveland	33	34	51	39	29	186
Columbia	34	71	60	74	58	297
Conway	44	82	67	50	50	293
Craighead	357	659	507	367	339	2229
Crawford	105	149	155	137	165	711
Crittenden	75	158	155	123	117	628
Cross	37	74	81	49	49	290
Dallas	10	14	20	13	9	66
Desha	21	35	27	18	26	127
Drew	35	63	62	42	49	251
Faulkner	469	797	567	400	360	2593
Franklin	27	52	47	38	48	212
Fulton	19	48	53	41	38	199
Garland	203	411	386	411	496	1907
Grant	69	105	89	98	38	399
Greene	107	217	228	136	124	812
Hempstead	22	49	55	41	38	205
Hot Spring	92	119	132	106	94	543
Howard	27	38	40	39	34	178
Independence	81	175	170	125	84	635
Izard	21	44	67	48	71	251
Jackson	24	41	35	30	29	159
Jefferson	125	225	222	200	198	970
Johnson	26	44	37	36	29	172

(continued)

Arkansas State Board of Nursing Statistics – FY2024 (July 1, 2023 – June 30, 2024)

REGISTERED NURSES RESIDING AND LICENSED IN ARKANSAS BY COUNTY AND AGE - 2024

County	20-29	30-39	40-49	50-59	Over 60	Total
Lafayette	15	22	18	11	7	73
Lawrence	43	54	53	52	34	236
Lee	10	14	16	17	15	72
Lincoln	38	49	35	30	31	183
Little River	18	56	40	30	25	169
Logan	39	55	45	54	52	245
Lonoke	193	417	345	296	263	1514
Madison	26	48	47	41	32	194
Marion	9	35	32	59	69	204
Miller	86	162	159	139	109	655
Mississippi	64	94	105	69	54	386
Monroe	8	15	9	20	16	68
Montgomery	8	27	29	25	32	121
Nevada	13	17	30	22	20	102
Newton	12	10	12	13	24	71
Ouachita	40	60	51	46	56	253
Perry	33	43	34	36	32	178
Phillips	23	39	37	49	42	190
Pike	20	27	36	36	24	143
Poinsett	54	61	50	54	33	252
Polk	19	45	54	46	44	208
Pope	119	202	154	132	141	748
Prairie	7	27	22	14	16	86
Pulaski	940	1960	1461	1294	1526	7181
Randolph	35	99	82	53	28	297
Saint Francis	34	47	34	44	61	220
Saline	474	971	849	640	476	3410
Scott	9	32	29	23	22	115
Searcy	10	26	27	19	27	109
Sebastian	249	379	333	329	348	1638
Sevier	27	65	40	28	27	187
Sharp	32	81	67	60	58	298
Stone	21	39	34	40	43	177
Union	64	132	100	96	108	500
Van Buren	30	31	46	43	52	202
Washington	498	915	732	555	588	3288
White	178	317	287	242	219	1243
Woodruff	12	14	21	16	14	77
Yell	19	40	41	36	34	170
TOTAL	6422	12024	10331	8711	8643	46131

REGISTERED NURSES RESIDING AND LICENSED IN ARKANSAS BY COUNTY AND EMPLOYMENT SETTING - 2024

County	Ambulatory Care Setting	Community Health	Correctional Facility	Home Health	Hospital	Insurance Claims	Nursing Home\ Extended Care	Occupational Health	Other	Policy/Planning \Regulatory\Lic	Public Health	School Health Service	Assisted Living Facility	Hospice	School of Nursing	Dialysis Center	No Entry	Total
Arkansas	22	5	1	8	66	3	12	2	11	1	6	8	0	2	3	2	37	189
Ashley	14	6	0	12	118	6	12	1	16	0	4	6	1	3	4	10	40	253
Baxter	68	21	3	33	336	7	23	3	71	2	14	8	4	19	12	5	164	793
Benton	365	58	3	85	1388	32	52	31	301	1	30	86	14	70	49	22	744	3331
Boone	41	18	0	17	182	1	37	3	45	0	7	11	2	8	13	4	114	503
Bradley	5	6	2	11	48	2	3	0	14	0	5	3	2	1	3	4	15	124
Calhoun	2	1	0	3	12	1	1	0	8	0	3	2	0	0	0	1	3	37
Carroll	18	8	0	6	84	3	9	5	13	0	7	10	2	6	4	0	64	239
Chicot	3	6	2	5	45	0	7	1	11	0	3	0	1	0	1	3	21	109
Clark	20	4	3	10	102	5	25	0	31	0	5	8	2	3	7	2	51	278
Clay	11	8	0	10	63	0	17	0	9	1	4	6	2	1	1	0	23	156
Cleburne	26	15	0	10	136	7	10	1	32	2	4	9	1	6	6	2	76	343
Cleveland	13	10	1	10	63	5	19	1	14	0	4	8	1	5	0	1	31	186
Columbia	20	5	1	18	101	2	26	3	21	2	10	14	2	12	9	4	47	297
Conway	17	5	0	10	136	5	21	2	23	1	3	4	2	10	10	2	42	293
Craighead	208	61	9	58	1066	14	59	8	211	1	33	29	7	36	32	24	373	2229

(continued)

Arkansas State Board of Nursing Statistics – FY2024 (July 1, 2023 – June 30, 2024)

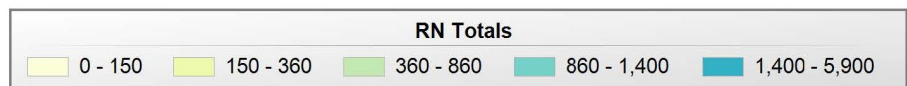
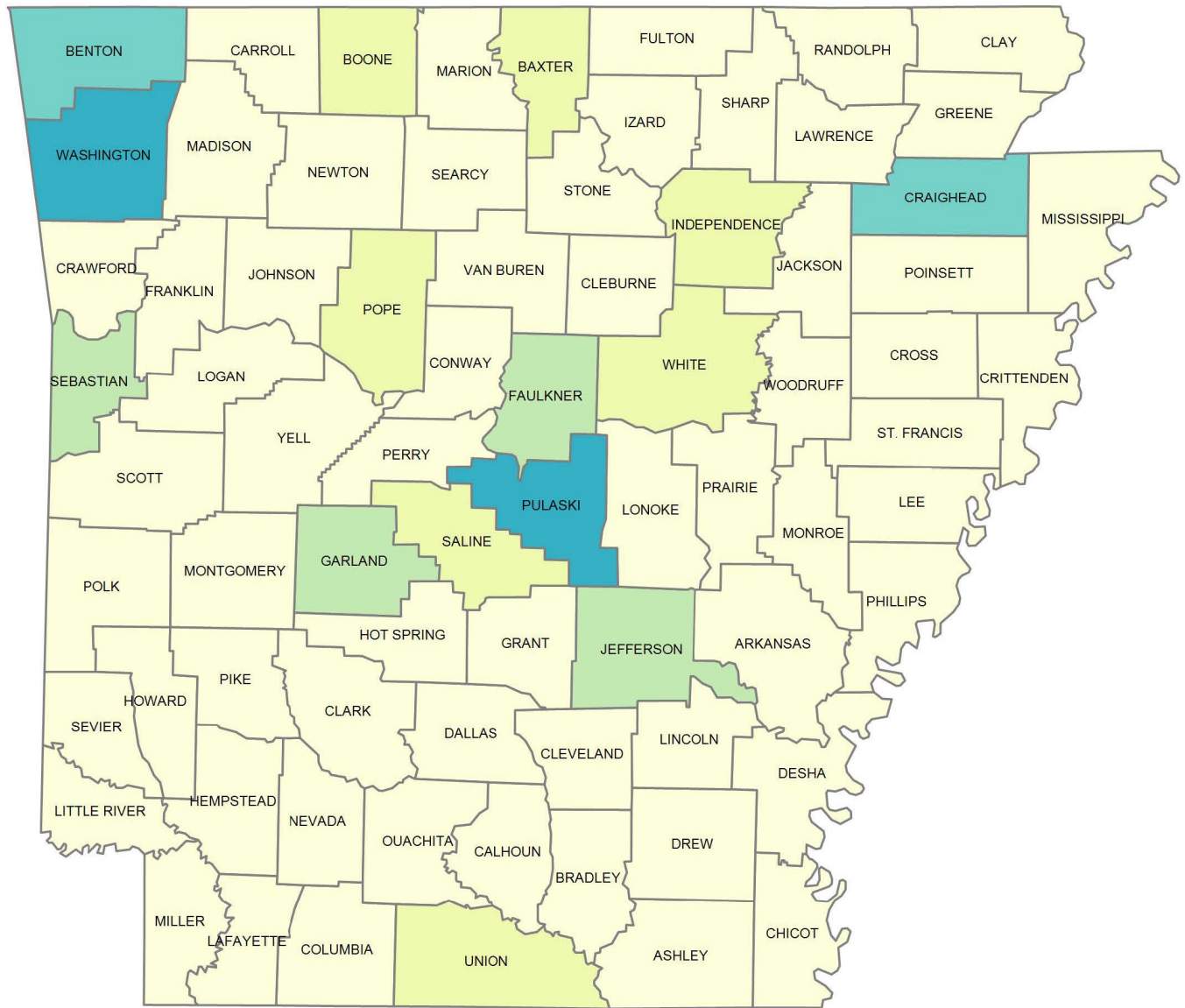
REGISTERED NURSES RESIDING AND LICENSED IN ARKANSAS BY COUNTY AND EMPLOYMENT SETTING - 2024

County	Ambulatory Care Setting	Community Health	Correctional Facility	Home Health	Hospital	Insurance Claims	Nursing Home\ Extended Care	Occupational Health	Other	Policy\Planning \Regulatory\Lic	Public Health	School Health Service	Assisted Living Facility	Hospice	School of Nursing	Dialysis Center	No Entry	Total
Crawford	58	13	1	18	303	14	30	5	68	1	8	32	2	8	14	9	127	711
Crittenden	50	21	4	16	284	6	36	2	36	1	11	17	5	4	4	21	110	628
Cross	13	13	8	17	115	2	9	0	18	1	10	9	1	11	9	5	49	290
Dallas	0	3	2	2	29	1	4	1	7	0	3	1	0	1	2	1	9	66
Desha	7	13	4	6	39	1	6	1	9	0	5	7	0	2	3	0	24	127
Drew	19	25	2	13	83	5	13	1	18	0	8	3	3	9	8	4	37	251
Faulkner	243	55	3	36	1266	63	62	11	203	8	40	40	8	57	34	11	453	2593
Franklin	15	5	0	13	86	4	22	0	20	1	4	5	0	4	2	1	30	212
Fulton	9	6	0	22	72	1	17	1	21	0	2	3	0	11	2	2	30	199
Garland	147	41	10	45	834	34	55	4	180	2	14	24	11	53	30	15	408	1907
Grant	49	9	5	10	174	16	13	2	34	2	10	4	4	3	6	3	55	399
Greene	65	24	2	30	377	11	25	0	83	1	19	23	3	13	17	5	114	812
Hempstead	11	9	2	13	70	5	17	3	16	0	10	5	3	4	2	2	33	205
Hot Spring	35	13	9	18	237	10	32	1	45	1	13	7	3	14	11	9	85	543
Howard	7	5	2	16	86	0	14	3	4	0	5	8	2	2	4	0	20	178
Independence	37	8	5	16	314	5	22	3	64	1	14	13	0	14	9	4	106	635
Izard	15	8	1	18	103	3	18	0	23	1	4	3	2	4	6	0	42	251
Jackson	12	7	4	8	60	1	8	0	16	0	6	3	0	1	4	2	27	159
Jefferson	71	29	23	30	423	15	35	7	60	1	22	20	5	11	19	26	173	970
Johnson	9	6	0	5	83	1	6	1	16	0	6	6	1	3	4	0	25	172
Lafayette	3	2	0	2	29	0	8	0	4	0	2	3	0	2	4	2	12	73
Lawrence	13	11	1	11	105	2	18	0	21	0	4	6	1	5	2	3	33	236
Lee	2	5	0	4	32	0	5	0	4	0	2	1	2	2	1	4	8	72
Lincoln	9	9	3	10	74	7	4	1	12	0	3	2	3	1	6	0	39	183
Little River	7	3	2	18	65	3	15	1	15	0	8	5	0	6	4	1	16	169
Logan	11	8	0	10	106	4	17	2	21	0	5	9	2	0	3	1	46	245
Lonoke	148	17	2	24	780	47	45	5	107	4	20	35	6	14	12	11	237	1514
Madison	12	10	1	7	66	2	14	2	16	0	10	4	6	6	1	4	33	194
Marion	16	11	1	10	86	2	13	1	13	0	5	4	2	4	1	0	35	204
Miller	55	6	4	36	287	16	14	2	60	1	8	17	1	29	11	9	99	655
Mississippi	24	10	1	14	149	1	23	3	28	1	16	15	3	6	7	10	75	386
Monroe	6	5	1	4	26	1	2	0	5	0	4	2	0	0	1	1	10	68
Montgomery	9	2	0	4	50	1	14	0	8	0	1	2	2	3	0	0	25	121
Nevada	2	1	0	2	41	3	8	2	10	0	7	6	2	5	0	2	11	102
Newton	3	1	0	7	18	1	5	1	6	1	5	2	1	0	1	2	17	71
Ouachita	13	11	3	10	102	2	18	4	21	1	3	9	2	5	1	5	43	253
Perry	9	5	1	7	74	7	13	1	22	1	4	2	0	6	0	1	25	178
Phillips	7	15	3	8	67	1	12	0	13	0	6	9	3	4	9	5	28	190
Pike	6	4	0	9	55	1	6	2	12	0	5	2	0	6	4	0	31	143
Poinsett	18	8	2	10	100	3	20	1	23	0	10	8	0	8	0	4	37	252
Polk	13	14	0	18	79	1	12	0	8	0	6	3	2	8	4	1	39	208
Pope	48	28	1	31	310	4	35	9	58	0	23	24	3	25	18	6	125	748
Prairie	10	1	0	2	33	3	6	0	8	0	2	3	0	0	0	1	17	86
Pulaski	715	88	27	94	3628	154	133	13	519	15	73	107	15	63	102	36	1399	7181
Randolph	19	26	2	21	109	2	26	2	16	0	12	6	2	5	10	6	33	297
Saint Francis	14	6	6	17	76	2	9	0	16	0	5	4	2	3	3	7	50	220
Saline	345	66	15	58	1819	75	69	12	288	8	45	40	8	36	35	16	475	3410
Scott	4	3	1	10	46	2	8	3	9	0	2	4	0	4	1	0	18	115
Searcy	4	9	0	11	34	6	8	0	8	0	2	1	0	4	1	0	21	109
Sebastian	117	47	1	44	750	30	55	7	127	3	18	29	1	37	20	17	335	1638
Sevier	10	11	0	21	74	2	12	3	18	0	7	5	0	4	1	0	19	187
Sharp	12	15	1	19	118	2	18	0	20	0	14	4	3	8	5	1	58	298
Stone	7	5	0	19	65	3	11	0	19	0	1	3	2	6	2	0	34	177
Union	49	4	0	15	203	0	47	3	44	0	10	12	2	6	11	10	84	500
Van Buren	9	5	0	7	84	6	14	0	10	1	5	3	1	5	2	0	50	202
Washington	376	78	4	66	1389	31	52	21	325	3	38	82	8	52	62	17	684	3288
White	96	33	5	40	541	15	43	3	92	3	24	34	6	31	43	11	223	1243
Woodruff	10	7	0	1	18	1	4	0	10	0	6	1	0	1	1	3	14	77
Yell	14	1	0	11	69	2	8	4	13	1	4	7	0	12	3	2	19	170
TOTAL	3970	1141	200	1370	20741	736	1621	215	3801	75	781	960	187	833	736	405	8359	46131

REGISTERED NURSES HEAT MAP OF NURSES BY COUNTY

July 1, 2023 – June 30, 2024

The map shows the RN workforce of nurses per County based on employment zip code.



LICENSED PRACTICAL NURSES RESIDING AND LICENSED IN ARKANSAS BY COUNTY OF RESIDENCE - 2024

County	Total
Arkansas	90
Ashley	185
Baxter	270
Benton	623
Boone	168
Bradley	110
Calhoun	33
Carroll	53
Chicot	43
Clark	107
Clay	95
Cleburne	133
Cleveland	58
Columbia	105
Conway	116
Craighead	645
Crawford	343
Crittenden	157
Cross	101
Dallas	50
Desha	78
Drew	137
Faulkner	557
Franklin	133
Fulton	104
Garland	535
Grant	117
Greene	220
Hempstead	141
Hot Spring	250
Howard	121
Independence	246
Izard	150
Jackson	110
Jefferson	291
Johnson	89
Lafayette	54
Lawrence	127
Lee	33
Lincoln	56
Little River	107
Logan	158
Lonoke	309
Madison	66
Marion	70
Miller	235
Mississippi	188
Monroe	23
Montgomery	57
Nevada	62
Newton	28
Ouachita	182
Perry	73
Phillips	58
Pike	69
Poinsett	147
Polk	147
Pope	236
Prairie	35
Pulaski	1158
Randolph	122
Saint Francis	101
Saline	577
Scott	87
Searcy	53
(continued)	

LICENSED PRACTICAL NURSES RESIDING AND LICENSED IN ARKANSAS BY COUNTY OF RESIDENCE - 2024

County	Total
Sebastian	437
Sevier	130
Sharp	189
Stone	83
Union	359
Van Buren	107
Washington	626
White	376
Woodruff	38
Yell	82
TOTAL	13809

LICENSED PRACTICAL NURSES RESIDING AND LICENSED IN ARKANSAS BY EMPLOYMENT SETTING AND AGE - 2024

Employment	20-29	30-39	40-49	50-59	Over 60	Total
Ambulatory Care Setting	58	151	183	170	161	723
Assisted Living Facility	65	130	113	95	82	485
Community Health	90	207	179	162	114	752
Correctional Facility	38	82	65	59	51	295
Dialysis Center	4	23	17	13	10	67
Home Health	56	171	156	139	83	605
Hospice	11	27	29	26	5	98
Hospital	329	434	303	287	246	1599
Insurance Claims/Benefits	2	22	25	30	17	96
No Entry	763	718	526	453	727	3187
Nursing Home/Extended Care	397	830	837	678	536	3278
Occupational Health	2	21	24	27	25	99
Other	174	419	414	339	301	1647
Policy/Planning/Regulatory/Licensing Agency	0	1	0	1	0	2
Public Health	98	174	139	89	59	559
School Health Service	14	60	78	70	58	280
School Of Nursing	1	6	13	7	10	37
TOTAL	2102	3476	3101	2645	2485	13809

LICENSED PRACTICAL NURSES RESIDING AND LICENSED IN ARKANSAS BY EMPLOYMENT SETTING AND GENDER - 2024

Employment	Female	Male	Total
Ambulatory Care Setting	678	45	723
Assisted Living Facility	447	38	485
Community Health	712	40	752
Correctional Facility	261	34	295
Dialysis Center	65	2	67
Home Health	567	38	605
Hospice	95	3	98
Hospital	1410	189	1599
Insurance Claims/Benefits	92	4	96
No Entry	2944	243	3187
Nursing Home/Extended Care	3005	273	3278
Occupational Health	85	14	99
Other	1576	71	1647
Policy/Planning/Regulatory/Licensing Agency	2	0	2
Public Health	546	13	559
School Health Service	275	5	280
School of Nursing	35	2	37
TOTAL	12795	1014	13809

Arkansas State Board of Nursing Statistics – FY2024 (July 1, 2023 – June 30, 2024)

LICENSED PRACTICAL NURSES RESIDING AND LICENSED IN ARKANSAS BY EMPLOYMENT SETTING AND EDUCATION LEVEL - 2024

Employment	Certificate	Diploma	Associate	Bachelor	Master	Doctorate	Not Given	Total
Ambulatory Care Setting	584	80	54	4	0	1	0	723
Assisted Living Facility	349	57	75	4	0	0	0	485
Community Health	611	66	73	2	0	0	0	752
Correctional Facility	237	21	36	0	1	0	0	295
Dialysis Center	53	5	9	0	0	0	0	67
Home Health	491	56	50	8	0	0	0	605
Hospice	79	10	8	1	0	0	0	98
Hospital	1177	160	238	22	2	0	0	1599
Insurance Claims/Benefits	78	14	4	0	0	0	0	96
No Entry	2716	219	225	9	2	0	16	3187
Nursing Home/Extended Care	2536	359	369	11	1	2	0	3278
Occupational Health	80	8	10	1	0	0	0	99
Other (Please specify)	1297	189	147	12	2	0	0	1647
Policy/Planning/Regulatory/Licensing Agency	1	0	1	0	0	0	0	2
Public Health	435	54	69	1	0	0	0	559
School Health Service	224	23	29	4	0	0	0	280
School of Nursing	29	4	3	0	0	1	0	37
TOTAL	10977	1325	1400	79	8	4	16	13809

LICENSED PRACTICAL NURSES RESIDING AND LICENSED IN ARKANSAS BY COUNTY AND EDUCATION LEVEL - 2024

County	Certificate	Diploma	Associate	Bachelor	Master	Doctorate	Not Given	Total
Arkansas	76	10	4	0	0	0	0	90
Ashley	147	13	24	1	0	0	0	185
Baxter	222	15	32	0	0	0	1	270
Benton	528	61	27	2	0	0	5	623
Boone	145	9	14	0	0	0	0	168
Bradley	90	11	8	1	0	0	0	110
Calhoun	27	3	3	0	0	0	0	33
Carroll	40	5	8	0	0	0	0	53
Chicot	33	4	6	0	0	0	0	43
Clark	94	5	8	0	0	0	0	107
Clay	83	6	5	0	0	0	1	95
Cleburne	102	14	15	2	0	0	0	133
Cleveland	46	6	6	0	0	0	0	58
Columbia	84	8	12	0	1	0	0	105
Conway	91	13	11	1	0	0	0	116
Craighead	526	56	56	4	2	1	0	645
Crawford	266	22	54	1	0	0	0	343
Crittenden	115	26	14	1	0	0	1	157
Cross	84	8	9	0	0	0	0	101
Dallas	38	7	5	0	0	0	0	50
Desha	67	6	5	0	0	0	0	78
Drew	114	6	17	0	0	0	0	137
Faulkner	417	92	45	3	0	0	0	557
Franklin	87	5	41	0	0	0	0	133
Fulton	80	11	12	1	0	0	0	104
Garland	437	52	44	2	0	0	0	535
Grant	90	18	7	1	1	0	0	117
Greene	179	12	27	2	0	0	0	220
Hempstead	116	4	19	2	0	0	0	141
Hot Spring	198	25	26	1	0	0	0	250
Howard	97	10	14	0	0	0	0	121
Independence	181	21	41	3	0	0	0	246
Izard	114	11	22	1	2	0	0	150
Jackson	86	11	13	0	0	0	0	110
Jefferson	206	37	47	1	0	0	0	291
Johnson	62	4	23	0	0	0	0	89
Lafayette	48	2	3	1	0	0	0	54
Lawrence	97	11	17	1	1	0	0	127
Lee	28	1	3	1	0	0	0	33
Lincoln	34	8	10	4	0	0	0	56
Little River	93	3	10	1	0	0	0	107
Logan	101	14	43	0	0	0	0	158
Lonoke	248	37	24	0	0	0	0	309

(continued)

Arkansas State Board of Nursing Statistics – FY2024 (July 1, 2023 – June 30, 2024)

LICENSED PRACTICAL NURSES RESIDING AND LICENSED IN ARKANSAS BY COUNTY AND EDUCATION LEVEL - 2024

County	Certificate	Diploma	Associate	Bachelor	Master	Doctorate	Not Given	Total
Madison	56	7	3	0	0	0	0	66
Marion	62	2	5	0	0	1	0	70
Miller	210	7	12	0	0	1	5	235
Mississippi	167	7	12	2	0	0	0	188
Monroe	18	3	2	0	0	0	0	23
Montgomery	45	6	4	2	0	0	0	57
Nevada	50	4	8	0	0	0	0	62
Newton	24	2	2	0	0	0	0	28
Ouachita	154	13	15	0	0	0	0	182
Perry	51	16	5	1	0	0	0	73
Phillips	45	4	8	1	0	0	0	58
Pike	59	5	5	0	0	0	0	69
Poinsett	128	4	14	1	0	0	0	147
Polk	125	13	8	1	0	0	0	147
Pope	175	20	41	0	0	0	0	236
Prairie	29	2	4	0	0	0	0	35
Pulaski	830	205	106	15	1	0	1	1158
Randolph	100	10	12	0	0	0	0	122
Saint Francis	87	8	6	0	0	0	0	101
Saline	420	97	53	6	0	1	0	577
Scott	73	6	8	0	0	0	0	87
Searcy	46	5	2	0	0	0	0	53
Sebastian	353	28	52	3	0	0	1	437
Sevier	114	4	11	1	0	0	0	130
Sharp	137	21	30	1	0	0	0	189
Stone	60	7	15	1	0	0	0	83
Union	289	32	35	3	0	0	0	359
Van Buren	93	9	5	0	0	0	0	107
Washington	542	41	39	3	0	0	1	626
White	317	24	35	0	0	0	0	376
Woodruff	33	3	2	0	0	0	0	38
Yell	68	7	7	0	0	0	0	82
TOTAL	10977	1325	1400	79	8	4	16	13809

LICENSED PRACTICAL NURSES RESIDING AND LICENSED IN ARKANSAS BY COUNTY AND AGE - 2024

County	20-29	30-39	40-49	50-59	Over 60	Total
Arkansas	8	21	11	22	28	90
Ashley	29	57	40	34	25	185
Baxter	45	78	52	49	46	270
Benton	62	177	148	121	115	623
Boone	27	43	45	30	23	168
Bradley	13	27	28	24	18	110
Calhoun	8	7	2	7	9	33
Carroll	6	19	7	15	6	53
Chicot	5	7	7	13	11	43
Clark	14	28	23	17	25	107
Clay	11	16	21	23	24	95
Cleburne	22	22	28	35	26	133
Cleveland	3	12	21	12	10	58
Columbia	11	30	25	23	16	105
Conway	18	26	22	21	29	116
Craighead	127	182	130	108	98	645
Crawford	44	65	92	83	59	343
Crittenden	10	36	36	37	38	157
Cross	20	30	18	20	13	101
Dallas	9	8	12	15	6	50
Desha	10	24	16	14	14	78
Drew	23	41	38	24	11	137
Faulkner	86	151	133	112	75	557
Franklin	29	34	27	25	18	133
Fulton	12	27	31	18	16	104
Garland	90	119	107	109	110	535
Grant	15	31	23	28	20	117
Greene	46	55	49	44	26	220

(continued)

Arkansas State Board of Nursing Statistics – FY2024 (July 1, 2023 – June 30, 2024)

LICENSED PRACTICAL NURSES RESIDING AND LICENSED IN ARKANSAS BY COUNTY AND AGE - 2024

County	20-29	30-39	40-49	50-59	Over 60	Total
Hempstead	27	43	38	16	17	141
Hot Spring	48	59	40	59	44	250
Howard	22	31	34	14	20	121
Independence	54	66	55	42	29	246
Izard	22	37	41	23	27	150
Jackson	23	31	20	18	18	110
Jefferson	13	53	65	75	85	291
Johnson	9	26	17	17	20	89
Lafayette	9	11	14	11	9	54
Lawrence	23	29	26	24	25	127
Lee	2	11	11	7	2	33
Lincoln	3	10	18	16	9	56
Little River	17	33	23	18	16	107
Logan	27	38	34	32	27	158
Lonoke	40	84	82	46	57	309
Madison	9	16	17	12	12	66
Marion	5	14	13	23	15	70
Miller	33	52	60	39	51	235
Mississippi	39	48	57	24	20	188
Monroe	4	8	2	4	5	23
Montgomery	10	10	8	10	19	57
Nevada	9	18	22	8	5	62
Newton	7	5	4	6	6	28
Ouachita	25	44	35	48	30	182
Perry	15	18	19	9	12	73
Phillips	9	16	7	12	14	58
Pike	12	14	14	11	18	69
Poinsett	29	37	28	31	22	147
Polk	35	36	25	22	29	147
Pope	33	61	41	44	57	236
Prairie	7	4	11	8	5	35
Pulaski	113	289	272	224	260	1158
Randolph	27	36	21	19	19	122
Saint Francis	18	21	22	16	24	101
Saline	77	160	140	95	105	577
Scott	24	25	15	13	10	87
Searcy	10	11	13	9	10	53
Sebastian	64	83	101	90	99	437
Sevier	41	35	13	22	19	130
Sharp	42	43	47	35	22	189
Stone	24	15	23	14	7	83
Union	59	104	89	70	37	359
Van Buren	10	26	23	21	27	107
Washington	83	169	153	113	108	626
White	68	96	79	64	69	376
Woodruff	4	12	11	6	5	38
Yell	13	16	7	22	24	82
TOTAL	2100	3477	3102	2645	2485	13809

LICENSED PRACTICAL NURSES RESIDING AND LICENSED IN ARKANSAS BY COUNTY AND EMPLOYMENT SETTING - 2024

County	Ambulatory Care Setting	Community Health	Correctional Facility	Home Health	Hospital	Insurance Claims/Benefits	Nursing Home/ Extended Care	Occupational Health	Other	Policy/Planning	Public Health	School Health Service	Assisted Living Facility	Hospice	School of Nursing	Dialysis Center	No Entry	Total
Arkansas	7	9	3	4	12	0	29	0	2	0	6	0	0	0	0	0	18	90
Ashley	4	16	4	5	28	1	43	1	26	0	14	6	1	0	1	4	31	185
Baxter	12	12	5	17	35	2	42	1	39	0	14	2	15	5	0	1	68	270
Benton	46	31	1	23	61	3	139	14	83	0	10	14	43	4	4	1	146	623
Boone	3	13	1	8	10	0	50	1	20	0	4	5	11	0	1	2	39	168
Bradley	4	6	3	6	14	0	31	0	11	0	5	1	3	1	0	1	24	110
Calhoun	2	6	0	2	3	0	8	0	3	0	2	1	0	0	0	0	6	33
Carroll	1	3	0	1	9	0	9	3	7	0	1	2	1	1	0	0	15	53

(continued)

Arkansas State Board of Nursing Statistics – FY2024 (July 1, 2023 – June 30, 2024)

LICENSED PRACTICAL NURSES RESIDING AND LICENSED IN ARKANSAS BY COUNTY AND EMPLOYMENT SETTING - 2024

County	Ambulatory Care Setting	Community Health	Correctional Facility	Home Health	Hospital	Insurance Claims\Benefits	Nursing Home\ Extended Care	Occupational Health	Other	Policy\Planning	Public Health	School Health Service	Assisted Living Facility	Hospice	School of Nursing	Dialysis Center	No Entry	Total
Chicot	1	7	2	0	9	0	9	0	4	0	2	0	2	0	1	0	6	43
Clark	8	4	2	3	7	1	33	0	10	0	4	3	4	0	0	2	26	107
Clay	4	9	1	5	6	0	22	0	15	0	6	3	4	1	0	0	19	95
Cleburne	5	5	1	4	9	2	32	0	13	0	6	3	4	2	0	0	47	133
Cleveland	7	3	2	4	4	0	16	0	8	0	1	1	3	0	0	0	9	58
Columbia	6	7	2	6	11	0	27	0	10	0	9	5	4	1	0	0	17	105
Conway	6	7	0	9	8	0	26	0	16	0	3	2	2	3	0	0	34	116
Craighead	47	32	9	18	110	2	92	1	97	0	24	11	19	5	2	6	170	645
Crawford	17	20	4	14	35	3	86	3	38	0	7	10	16	2	1	3	84	343
Crittenden	14	11	7	16	14	0	42	0	7	1	5	5	6	0	0	1	28	157
Cross	1	11	4	8	6	1	22	0	6	0	8	2	4	0	0	1	27	101
Dallas	5	3	3	2	3	1	12	0	9	0	2	0	2	0	0	0	8	50
Desha	1	7	9	4	12	0	9	0	11	0	3	2	1	1	0	0	18	78
Drew	5	13	11	3	18	0	22	0	15	0	7	0	6	1	0	0	36	137
Faulkner	24	30	7	17	55	8	142	1	72	0	14	16	23	4	2	3	139	557
Franklin	5	8	0	8	21	1	34	3	8	0	10	5	3	0	1	0	26	133
Fulton	3	6	1	9	14	0	15	0	14	0	3	1	3	0	1	1	33	104
Garland	35	25	14	23	36	3	134	3	73	0	17	8	30	3	1	2	128	535
Grant	6	9	6	4	10	1	31	0	14	0	6	2	5	1	0	0	22	117
Greene	13	13	2	7	37	0	48	1	25	0	18	5	5	0	0	1	45	220
Hempstead	5	9	2	6	8	1	49	0	12	0	4	1	7	3	0	0	34	141
Hot Spring	10	15	15	15	17	2	71	0	28	0	8	5	11	2	0	2	49	250
Howard	2	6	3	8	10	0	41	1	10	0	5	2	4	1	1	0	27	121
Independence	6	8	7	6	44	0	52	2	31	0	16	5	6	3	1	1	58	246
Izard	7	8	4	11	23	1	34	0	15	0	2	3	2	1	0	0	39	150
Jackson	4	6	11	7	16	0	23	0	10	0	5	1	0	0	0	0	27	110
Jefferson	14	9	19	13	44	1	58	6	29	1	10	8	12	1	2	1	63	291
Johnson	1	10	0	1	16	1	14	1	10	0	5	4	2	0	1	0	23	89
Lafayette	2	1	0	4	1	0	21	0	5	0	5	0	0	1	0	0	14	54
Lawrence	8	16	2	5	15	0	22	0	17	0	6	4	4	1	1	1	25	127
Lee	2	0	4	3	2	0	7	0	4	0	1	1	0	0	0	0	9	33
Lincoln	1	9	4	2	3	0	16	0	5	0	3	2	3	0	0	0	8	56
Little River	7	5	6	13	6	0	23	0	16	0	4	4	0	3	1	1	18	107
Logan	3	6	1	8	22	0	54	4	14	0	6	4	3	0	0	0	33	158
Lonoke	23	13	2	11	34	5	64	2	41	0	12	5	13	5	2	0	77	309
Madison	4	6	0	2	5	1	16	1	6	0	3	4	3	0	0	0	15	66
Marion	3	4	0	3	2	1	14	0	16	0	2	1	4	0	0	1	19	70
Miller	12	9	7	25	23	1	51	2	31	0	8	4	7	4	1	1	49	235
Mississippi	6	10	8	10	22	0	42	1	20	0	7	4	5	0	0	2	51	188
Monroe	1	3	1	0	0	0	7	0	2	0	2	1	0	0	0	1	5	23
Montgomery	2	5	2	2	2	0	16	0	7	0	4	1	2	0	0	0	14	57
Nevada	0	2	0	2	4	0	27	0	6	0	2	2	1	0	1	1	14	62
Newton	1	2	2	1	3	0	5	0	3	0	1	0	2	0	0	1	7	28
Ouachita	5	11	6	6	16	0	50	0	22	0	12	3	2	2	0	1	46	182
Perry	5	1	0	1	4	3	16	0	15	0	7	2	2	1	0	0	16	73
Phillips	0	6	2	3	1	0	16	0	12	0	2	2	2	0	0	0	12	58
Pike	3	4	0	2	4	0	17	1	6	0	4	4	1	0	0	0	23	69
Poinsett	8	8	3	9	8	0	32	0	24	0	16	7	3	0	0	1	28	147
Polk	6	12	2	12	10	0	23	1	14	0	7	6	6	2	0	0	46	147
Pope	12	18	2	9	16	1	66	7	28	0	8	3	6	1	0	0	59	236
Prairie	2	2	0	1	2	0	14	1	3	0	1	3	0	0	0	0	6	35
Pulaski	83	33	30	30	161	18	306	12	120	0	20	14	59	9	3	7	253	1158
Randolph	7	9	1	6	10	0	25	0	13	0	7	3	1	1	1	0	38	122
Saint Francis	2	6	3	5	3	0	22	2	15	0	1	3	0	2	0	1	36	101
Saline	50	24	18	20	89	12	120	3	55	0	23	6	24	4	1	2	126	577
Scott	2	6	1	3	11	1	23	2	5	0	5	2	4	0	0	1	21	87
Searcy	0	2	0	1	6	0	21	0	4	0	4	0	0	0	0	0	15	53
Sebastian	27	14	3	18	77	6	97	4	63	0	17	5	9	3	2	3	89	437
Sevier	4	12	0	12	16	2	24	3	14	0	10	3	1	0	0	0	29	130
Sharp	6	6	2	9	28	1	41	1	23	0	12	2	0	3	1	1	53	189

(continued)

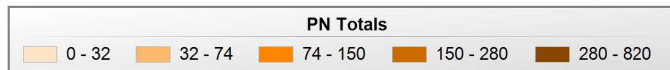
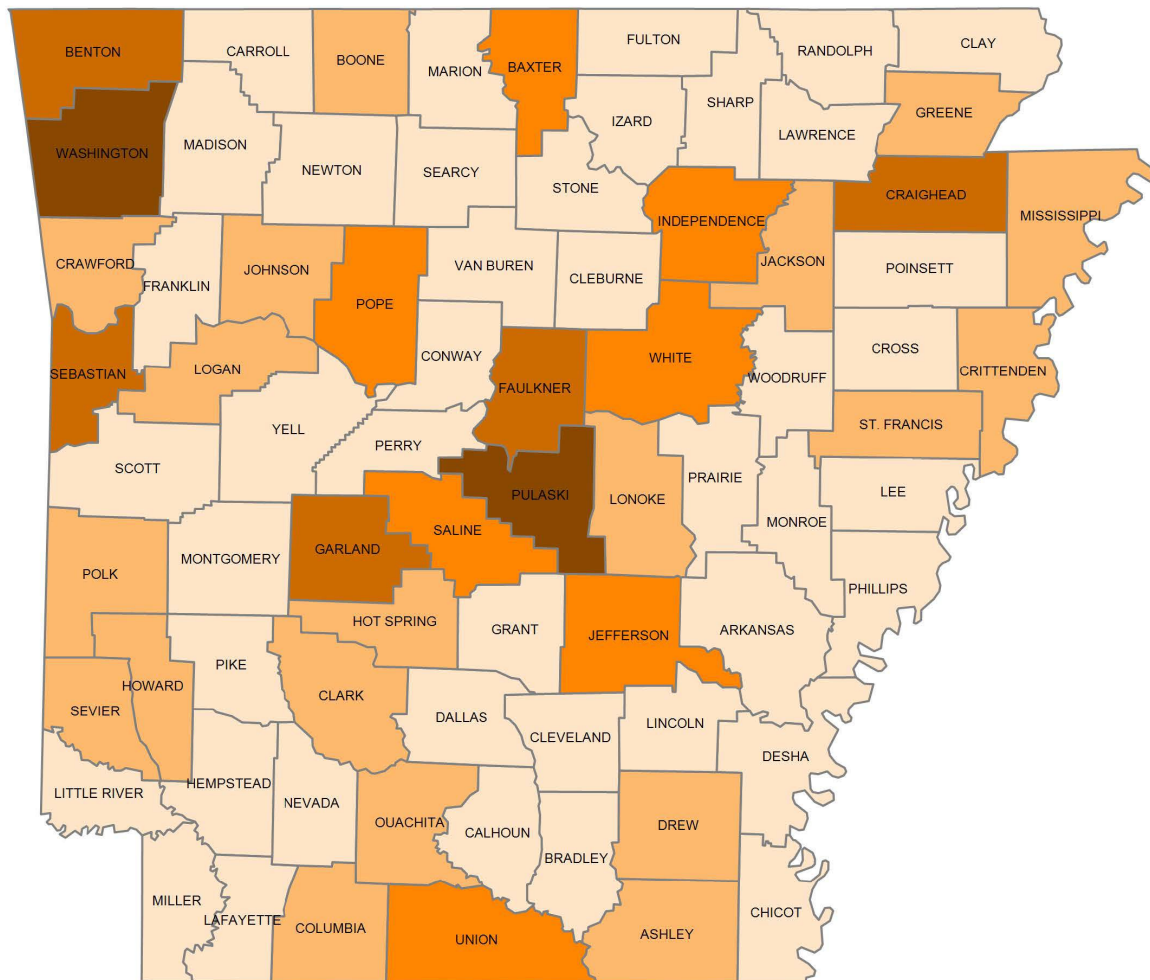
LICENSED PRACTICAL NURSES RESIDING AND LICENSED IN ARKANSAS BY COUNTY AND EMPLOYMENT SETTING - 2024

County	Ambulatory Care Setting	Community Health	Correctional Facility	Home Health	Hospital	Insurance Claims/Benefits	Nursing Home/Extended Care	Occupational Health	Other	Policy/Planning	Public Health	School Health Service	Assisted Living Facility	Hospice	School of Nursing	Dialysis Center	No Entry	Total
Stone	2	1	0	8	12	1	21	0	6	0	1	2	2	1	0	0	26	83
Union	14	23	2	12	39	2	98	0	46	0	24	6	11	1	0	6	75	359
Van Buren	4	9	0	7	11	1	27	0	11	0	7	2	3	0	0	0	25	107
Washington	37	30	7	22	91	3	160	7	98	0	15	11	28	6	1	2	108	626
White	25	22	9	17	52	2	93	0	43	0	16	7	8	1	1	0	80	376
Woodruff	1	2	0	2	2	0	7	0	2	0	5	2	2	1	0	1	11	38
Yell	2	3	0	2	11	0	27	3	11	0	3	1	0	0	0	0	19	82
TOTAL	723	752	295	605	1599	96	3278	99	1647	2	559	280	485	98	37	67	3187	13809

LICENSED PRACTICAL NURSES HEAT MAP OF NURSES BY COUNTY

July 1, 2023 – June 30, 2024

The map shows the LPN workforce of nurses per County based on employment zip code.



Arkansas State Board of Nursing Statistics – FY2024 (July 1, 2023 – June 30, 2024)

LICENSED PSYCHIATRIC TECHNICIAN NURSES RESIDING AND LICENSED IN ARKANSAS BY COUNTY OF RESIDENCE - 2024	
County	Total
Benton	1
Cleburne	1
Crawford	1
Faulkner	3
Garland	1
Hot Spring	2
Lonoke	1
Pope	1
Pulaski	17
Saline	9
Sebastian	2
Van Buren	1
Washington	1
TOTAL	41

LICENSED PSYCHIATRIC TECHNICIAN NURSES RESIDING AND LICENSED IN ARKANSAS BY EMPLOYMENT SETTING AND AGE - 2024						
Employment	20-29	30-39	40-49	50-59	Over 60	Total
Ambulatory Care Setting	0	0	0	2	1	3
Assisted Living Facility	0	0	0	0	1	1
Community Health	0	0	0	0	1	1
Home Health	0	0	0	0	2	2
Hospital	0	0	0	0	2	2
No Entry	0	1	0	2	18	21
Nursing Home/Extended Care	0	0	0	0	7	7
Other	0	0	0	2	2	4
TOTAL	0	1	0	6	34	41

LICENSED PSYCHIATRIC TECHNICIAN NURSES RESIDING AND LICENSED IN ARKANSAS BY EMPLOYMENT SETTING AND GENDER - 2024			
Employment	Female	Male	Total
Ambulatory Care Setting	3	0	3
Assisted Living Facility	1	0	1
Community Health	1	0	1
Home Health	2	0	2
Hospital	2	0	2
No Entry	15	6	21
Nursing Home/Extended Care	7	0	7
Other	4	0	4
TOTAL	35	6	41

LICENSED PSYCHIATRIC TECHNICIAN NURSES RESIDING AND LICENSED IN ARKANSAS BY EMPLOYMENT SETTING AND EDUCATIONAL LEVEL - 2024								
Employment	Certificate	Diploma	Associate	Bachelor	Master	Doctorate	Not Given	Total
Ambulatory Care Setting	3	0	0	0	0	0	0	3
Assisted Living Facility	1	0	0	0	0	0	0	1
Community Health	1	0	0	0	0	0	0	1
Home Health	2	0	0	0	0	0	0	2
Hospital	2	0	0	0	0	0	0	2
No Entry	21	0	0	0	0	0	0	21
Nursing Home/Extended Care	7	0	0	0	0	0	0	7
Other	4	0	0	0	0	0	0	4
TOTAL	41	0	0	0	0	0	0	41

Arkansas State Board of Nursing Statistics – FY2024 (July 1, 2023 – June 30, 2024)

LICENSED PSYCHIATRIC TECHNICIAN NURSES RESIDING AND LICENSED IN ARKANSAS BY COUNTY AND EDUCATIONAL LEVEL - 2024								
County	Certificate	Diploma	Associate	Bachelor	Master	Doctorate	Not Given	Total
Benton	1	0	0	0	0	0	0	1
Cleburne	1	0	0	0	0	0	0	1
Crawford	1	0	0	0	0	0	0	1
Faulkner	3	0	0	0	0	0	0	3
Garland	1	0	0	0	0	0	0	1
Hot Spring	2	0	0	0	0	0	0	2
Lonoke	1	0	0	0	0	0	0	1
Pope	1	0	0	0	0	0	0	1
Pulaski	17	0	0	0	0	0	0	17
Saline	9	0	0	0	0	0	0	9
Sebastian	2	0	0	0	0	0	0	2
Van Buren	1	0	0	0	0	0	0	1
Washington	1	0	0	0	0	0	0	1
TOTAL	41	0	0	0	0	0	0	41

LICENSED PSYCHIATRIC TECHNICIAN NURSES RESIDING AND LICENSED IN ARKANSAS BY COUNTY AND AGE - 2024						
County	20-29	30-39	40-49	50-59	Over 60	Total
Benton	0	0	0	0	1	1
Cleburne	0	0	0	0	1	1
Crawford	0	0	0	0	1	1
Faulkner	0	1	0	0	2	3
Garland	0	0	0	0	1	1
Hot Spring	0	0	0	1	1	2
Lonoke	0	0	0	0	1	1
Pope	0	0	0	0	1	1
Pulaski	0	0	0	3	14	17
Saline	0	0	0	1	8	9
Sebastian	0	0	0	0	2	2
Van Buren	0	0	0	0	1	1
Washington	0	0	0	1	0	1
TOTAL	0	1	0	6	34	41

LICENSED PSYCHIATRIC TECHNICAL NURSES RESIDING AND LICENSED IN ARKANSAS BY COUNTY AND EMPLOYMENT SETTING - 2024																		
County	Ambulatory Care Setting	Community Health	Correctional Facility	Home Health	Hospital	Insurance Claims/Benefits	Nursing Home/ Extended Care	Occupational Health	Other	Policy/Planning/ Regulatory/ Licensing	Public Health	School Health Service	Assisted Living Facility	Hospice	School of Nursing	Dialysis Center	No Entry	Total
Benton	0	0	0	1	0	0	0	0	0	0	0	0	0	0	0	0	0	1
Cleburne	0	0	0	0	0	0	0	0	0	0	0	0	0	0	0	0	1	1
Crawford	0	0	0	0	0	0	0	0	1	0	0	0	0	0	0	0	0	1
Faulkner	0	0	0	0	0	0	0	0	0	0	0	0	0	0	0	0	3	3
Garland	0	0	0	0	0	0	0	0	0	0	0	0	0	0	0	0	1	1
Hot Spring	0	0	0	0	0	0	1	0	0	0	0	0	0	0	0	0	1	2
Lonoke	0	0	0	0	0	0	0	0	0	0	0	0	0	0	0	0	1	1
Pope	0	0	0	0	0	0	0	0	0	0	0	0	0	0	0	0	1	1
Pulaski	2	1	0	1	0	0	5	0	1	0	0	0	1	0	0	0	6	17
Saline	1	0	0	0	2	0	1	0	1	0	0	0	0	0	0	0	4	9
Sebastian	0	0	0	0	0	0	0	0	0	0	0	0	0	0	0	0	2	2
Van Buren	0	0	0	0	0	0	0	0	0	0	0	0	0	0	0	0	1	1
Washington	0	0	0	0	0	0	0	0	1	0	0	0	0	0	0	0	0	1
TOTAL	3	1	0	2	2	0	7	0	4	0	0	0	1	0	0	0	21	41

MEDICATION ASSISTANT CERTIFICATE HOLDERS RESIDING AND LICENSED IN ARKANSAS BY COUNTY OF RESIDENCE - 2024

County	Total
Arkansas	3
Baxter	3
Benton	21
Boone	3
Bradley	2
Clark	5
Clay	1
Cleburne	10
Cleveland	1
Columbia	5
Conway	8
Craighead	9
Crawford	5
Crittenden	2
Cross	2
Drew	1
Faulkner	14
Franklin	9
Fulton	1
Garland	27
Grant	1
Greene	6
Hot Spring	6
Howard	1
Independence	5
Izard	4
Jackson	6
Jefferson	2
Johnson	8
Lawrence	4
Lee	1
Little River	3
Logan	11
Lonoke	10
Madison	2
Marion	1
Mississippi	17
Perry	1
Poinsett	4
Pope	25
Prairie	1
Pulaski	45
Saline	10
Searcy	3
Sebastian	36
Sharp	5
Stone	1
Union	2
Van Buren	8
Washington	38
White	22
Woodruff	3
Yell	6
TOTAL	430

MEDICATION ASSISTANT CERTIFICATE HOLDERS RESIDING AND LICENSED IN ARKANSAS BY COUNTY AND EDUCATIONAL LEVEL - 2024

County	Certificate
Arkansas	3
Baxter	3
Benton	21
Boone	3
Bradley	2
Clark	5
Clay	1
Cleburne	10
	<i>(continued)</i>

MEDICATION ASSISTANT CERTIFICATE HOLDERS RESIDING AND LICENSED IN ARKANSAS BY COUNTY AND EDUCATIONAL LEVEL - 2024

County	Certificate
Cleveland	1
Columbia	5
Conway	8
Craighead	9
Crawford	5
Crittenden	2
Cross	2
Drew	1
Faulkner	14
Franklin	9
Fulton	1
Garland	27
Grant	1
Greene	6
Hot Spring	6
Howard	1
Independence	5
Izard	4
Jackson	6
Jefferson	2
Johnson	8
Lawrence	4
Lee	1
Little River	3
Logan	11
Lonoke	10
Madison	2
Marion	1
Mississippi	17
Perry	1
Poinsett	4
Pope	25
Prairie	1
Pulaski	45
Saline	10
Searcy	3
Sebastian	36
Sharp	5
Stone	1
Union	2
Van Buren	8
Washington	38
White	22
Woodruff	3
Yell	6
TOTAL	430

MEDICATION ASSISTANT CERTIFICATE HOLDERS RESIDING AND LICENSED IN ARKANSAS BY COUNTY AND AGE - 2024

County	20-29	30-39	40-49	50-59	Over 60	Total
Arkansas	0	0	2	1	0	3
Baxter	0	1	2	0	0	3
Benton	11	8	1	1	0	21
Boone	0	0	2	0	1	3
Bradley	2	0	0	0	0	2
Clark	1	1	1	0	2	5
Clay	0	1	0	0	0	1
Cleburne	1	5	3	1	0	10
Cleveland	1	0	0	0	0	1
Columbia	3	2	0	0	0	5
Conway	2	4	0	2	0	8
Craighead	3	5	0	0	1	9
Crawford	2	3	0	0	0	5
Crittenden	1	0	0	1	0	2
Cross	1	0	0	1	0	2

(continued)

Arkansas State Board of Nursing Statistics – FY2024 (July 1, 2023 – June 30, 2024)

MEDICATION ASSISTANT CERTIFICATE HOLDERS RESIDING AND LICENSED IN ARKANSAS BY COUNTY AND AGE - 2024						
County	20-29	30-39	40-49	50-59	Over 60	Total
Drew	0	0	1	0	0	1
Faulkner	8	6	0	0	0	14
Franklin	2	4	2	1	0	9
Fulton	0	1	0	0	0	1
Garland	7	8	7	4	1	27
Grant	0	1	0	0	0	1
Greene	0	4	2	0	0	6
Hot Spring	2	2	2	0	0	6
Howard	0	1	0	0	0	1
Independence	3	0	1	1	0	5
Izard	1	2	1	0	0	4
Jackson	6	0	0	0	0	6
Jefferson	0	1	1	0	0	2
Johnson	4	0	3	1	0	8
Lawrence	2	2	0	0	0	4
Lee	0	0	1	0	0	1
Little River	2	1	0	0	0	3
Logan	2	6	3	0	0	11
Lonoke	5	3	2	0	0	10
Madison	0	0	1	1	0	2
Marion	0	0	0	0	1	1
Mississippi	2	6	7	2	0	17
Perry	0	0	1	0	0	1
Poinsett	1	1	2	0	0	4
Pope	8	9	4	4	0	25
Prairie	0	1	0	0	0	1
Pulaski	10	15	18	2	0	45
Saline	5	2	3	0	0	10
Searcy	1	1	1	0	0	3
Sebastian	12	13	8	3	0	36
Sharp	1	3	0	1	0	5
Stone	0	0	1	0	0	1
Union	0	1	1	0	0	2
Van Buren	0	1	2	3	2	8
Washington	18	17	2	1	0	38
White	5	10	4	2	1	22
Woodruff	1	2	0	0	0	3
Yell	3	2	1	0	0	6
TOTAL	139	156	93	33	9	430