

Annual Report 2018 - 2019



Arkansas State Board of Nursing

ARKANSAS STATE BOARD OF NURSING

Annual Report

July 1, 2018 - June 30, 2019

The mission of the Arkansas State Board of Nursing is to protect the public and act as their advocate by effectively regulating the practice of nursing.



**1123 South University, #800
Little Rock, AR 72204
501.686.2700
www.arsbn.org**

TABLE OF CONTENTS

From the Director	2
Board Members	3
Board Staff	4
Committees	4
Budget	6
Faith A. Fields Nursing Scholarship/Loan.10
Discipline12
Arkansas Nurses Alternative Program (ArNAP)14
Licensure15
Education.19
Statistics — Nurses Licensed in Arkansas30
Certified Nurse Midwives31
Certified Nurse Practitioners33
Certified Registered Nurse Anesthetists39
Clinical Nurse Specialists43
Licensed Practical Nurses47
Licensed Psychiatric Technician Nurses53
Medication Assistant-Certified.56
Registered Nurses57
Registered Nurse Practitioners.63

From the Director



It is with great pleasure that I present to you the Arkansas State Board of Nursing's 2019 Annual Report. This report reflects the Board of Nursing's activity from July 1, 2018 through June 30, 2019.

The mission of the board of nursing is to protect the public and act as their advocate by effectively regulating the practice of nursing. The Arkansas State Board of Nursing is composed of 13 board members. In accordance with state statutes, there are seven registered nurses (RNs) on the board. Of these seven RNs, two are advanced practice registered nurses with at least one of them holding prescriptive authority; one has (as their highest educational preparation) a diploma, two have an associate degree and two have a baccalaureate or higher degree in nursing. There are three licensed practical or licensed psychiatric technician nurses and two consumers, one of which represents the elderly population. One additional at-large member is a licensed registered nurse or licensed practical nurse. One registered nurse must be an educator. The agency consists of an administrative staff of 29 hard working and dedicated individuals.

The Board is involved in nursing regulation on the local, state and national levels in order to address the ever-changing needs of the citizens of Arkansas. The annual report reflects the myriad of activities conducted by the Board and its staff in their commitment of fulfilling the mission of public protection. As you review this information, I hope you find the report informative and useful.

A handwritten signature in black ink that reads "Sue A. Tedford".

**Sue A. Tedford, MNSc, APRN
ASBN Executive Director**



The Annual Report of the Arkansas State Board of Nursing is prepared and distributed in accordance with the Nurse Practice Act of the State of Arkansas, Arkansas Code Annotated, § 17-87-203(4). It contains information regarding the Board's activities, as well as information about nurses licensed by the Arkansas State Board of Nursing, organized by licensure type and county of residence. Data on the supply and distribution of nurses licensed is included in Appendix B of this report. This data is obtained from responses during license renewal.

The Arkansas State Board of Nursing has a legislative mandate to protect the public by assuring that any person practicing nursing is qualified to do so. The law governing the Board of Nursing is covered under the *Nurse Practice Act* of the State of Arkansas (reprinted from Arkansas Code Annotated, § 17-87-101 - § 17-87-711). In keeping with the power and responsibilities in the *Nurse Practice Act*, the Board:

- Maintains an office for the administration of its business and employs personnel necessary for carrying out its functions; examines, licenses and renews licenses or certificates of duly qualified applicants for nursing licensure and medication assistant certification;
- Prescribes minimum standards, approves curricula, surveys and approves educational programs preparing nurses for nursing licensure and medication assistant certification;
- Promulgates rules necessary for the implementation of the Act and submits these to the Arkansas legislative bodies for review;
- Develops and recommends role levels of technical classes of nursing service and practice to state and federal health agencies and to public and private administrative bodies;
- Conducts disciplinary proceedings and causes prosecution of persons violating the Act; and
- Grants certificates of prescriptive authority to qualified advanced practice registered nurses.

Board Members

The Board of Nursing is composed of thirteen Board Members appointed by the Governor: there are seven registered nurses (RN) - one of which is advanced practice with prescriptive authority, one of which is advanced practice, one of which is a diploma school graduate, two of which are associate degree graduates, and two baccalaureate degree or post-baccalaureate degree graduates; three licensed practical nurses (LPN) or licensed psychiatric technician nurses (LPTN); one additional at-large member is a licensed registered nurse or licensed practical nurse; one consumer member; and one representative of the older population. The term expires October 1 of the year listed. The appointees for the fiscal year 2018-2019 are listed below:

- Kaci Bohn, Ph.D.,** Searcy — 2019 (*Consumer Representative*)
- Michael Burdine, RN,** Texarkana — 2019 (*RN — Associate degree*)
- Neldia Dycus, BS, MHSM, MHRD, RN,** Cabot — 2021 (*RN — Diploma*)
- Jasper Fultz, LPN,** Augusta — 2023 (*LPN*)
- Melanie Garner, LPN, CLC,** Fort Smith — 2020 (*LPN*)
- Yolanda Green, LPN,** Jacksonville — 2021 (*LPN*)
- Stacie Hipp, MSN, APRN,** White Hall — 2020 (*BSN or higher*)
- Ramonda Housh, MNSc, APRN, CNP, C-PNP,** Pocahontas — 2023 (*Advanced Practice with prescriptive authority*)
- Janice Ivers, MSN, RN, CNE,** Jessieville — 2020 (*BSN or higher*)
- Pamela Leal, RN,** Shirley — 2019 (*Representative of the older population*)
- Lance Lindow, RN,** Benton — 2021 (*RN — Associate degree*)
- Renee Mihalko-Corbitt, DNP, APRN, ACNS-BC,** Cabot — 2019 (*APRN*)
- Rachel Sims, BSN, RN,** Little Rock — 2021 (*At-Large RN or LPN*)

Term expired October 1, 2018
 Haley Strunk, LPN, Crossett — (LPN)



Board Officers

President	Ramonda Housh, APRN
Vice President	Lance Lindow, RN
Secretary	Kaci Bohn, Ph.D.
Treasurer	Janice Ivers, RN



Board Staff

Sue A. Tedford, MNSc, APRN ASBN Executive Director

- Carla Davis, *Licensing Coordinator*
- Corrie Edge, *Legal Support Specialist*
- Darla Erickson, CPA, *Administrative Services Manager*
- Debra Fletcher, *Legal Support Specialist*
- Debra Garrett, DNP, APRN, *ASBN Program Coordinator*
- Lori Gephardt, *Licensing Coordinator*
- Tonya Gierke, JD, *ASBN Assistant Director/ArNAP*
- Brandon Grimes, *Regulatory Board Chief Investigator*
- Ellen Harwell, *Licensing Coordinator*
- Amanda Holiman, *Fiscal Support Specialist*
- Stephanie Johnsen, *Administrative Analyst*
- Fred Knight, JD, *General Counsel*
- Susan Lester, *Executive Assistant to the Director*
- Andrea McCuien, *Administrative Specialist II*
- Karen McCumpsey, MNSc, RN, CNE, *ASBN Assistant Director*
- Susan Moore, *Computer Operator*
- Shannon Nixon, *Licensing Coordinator*
- Deborah Rodgers, MSN, RN, *ASBN Program Coordinator*
- Markeisha Rotimi, *Licensing Coordinator*
- Patty Smith, *Legal Support Specialist*
- Leslie Suggs, *Legal Support Specialist*
- Chandler Sullivan, *Administrative Specialist II*
- Tra’Vonda Tate, *Licensing Coordinator*
- Mary Trentham, JD, MNSc, MBA, APRN, *Attorney Specialist*
- Tammy Vaughn, MSN, RN, CNE, *ASBN Program Coordinator*
- LouAnn Walker, *Public Information Coordinator*
- Albert Williams, *Information Systems Coordinator*
- Lisa Wooten, MPH, BSN, RN, *ASBN Assistant Director*



Committees

Administrative

The ASBN Administrative Committee serves in an advisory capacity and makes recommendations to the full Board which align with the Board’s mission of public protection. The committee provides oversight on administrative matters and is responsible for providing direction for the agency. Some of the activities conducted by the committee include developing and revising agency policies, addressing legislative issues, evaluating the strategic plan and providing guidance to staff on various administrative functions. During FY2019 the committee also planned a retreat for board members and staff. The purpose of the retreat was to develop the 2020-2022 Strategic Plan. The Administrative Committee Chairperson is Stacie Hipp.

Education

The Nursing Education Committee reviews nursing education issues and standards for the purpose of making recommendations to the Board. The Committee proposes guidelines for use in implementing the Rules regarding nursing education programs, reviews new and established nursing education programs and addresses current nursing education issues and trends. During FY2019, the Education Committee reviewed and approved sixteen existing nursing programs and gave initial approval to one RN program and prerequisite approval to one RN Satellite program. The committee also approved revisions to Chapter 6 - Standards for Nursing Education Programs. The Education Committee Chairperson is Kaci Bohn.

Committees

Finance

The ASBN Finance Committee is a group of designated board members who provide recommendations to the full board. Since the board members are responsible for the financial oversight of ASBN, the Finance Committee is charged with the review of ASBN's financial information. Janice Ivers is Chairperson of the Finance Committee. The financial information reviewed by the Finance Committee includes, but is not limited to, the following:

- Financial Statements
- Financial documents provided by the Department of Finance & Administration (DFA)
- Reconciliations of Financial Statements to DFA documents
- Accounting Policies
- Authorizations of board member attendees for travel (ie. Mid-Year, Annual NCSBN Meetings)
- Strategic Plan- Finance related Items
- CAFR Reports
- Signs of Financial Difficulty Reminders
- Biennial Budget
- Annual Operations Plan
- Audit Review
- Risk Assessment Review (CSA)
- Nursing Student Loan Program
- Any other finance related issues or documents

Practice

The ASBN Practice Committee members are appointed by the Board President and include Board members and nursing community representatives. ASBN Staff provide resource material to the committee members to assist in making informed decisions regarding the practice of nursing and protection of the public.

The ASBN Practice Committee reviews and researches best practices for current issues in nursing practice and recommends official positions or other actions to the full Board. In addition, the ASBN Practice Committee monitors open investigations for trends in length of time the case is open and makes recommendations to the full Board. The ASBN Practice Committee addresses other issues as assigned by the Board President.

The Practice Committee, this past year, approved the APRN Decision Making Model, which was added to the ASBN website to provide guidance for APRN scope of practice questions. The committee also reviewed Chronic Pain and Acute Pain Rules in light of the opioid crisis. Lance Lindow is Chair of the Practice Committee.

Prescriptive Authority

The Prescriptive Authority Committee functions in an advisory capacity to assist the Board with oversight and implementation of the provisions regarding prescriptive authority.

This committee is composed of six members appointed by the Board and approved by the governor. Four members are APRNs with at least three members holding certificates of prescriptive authority and active DEA numbers. One member is a licensed physician who has been involved in a collaborative practice agreement with an APRN for at least five years. One member is a licensed pharmacist who has been licensed at least five years.

Budget

The Arkansas State Board of Nursing does not receive appropriations of general revenue from the state. Nurse licensure fees constitute the agency's primary financial support. The FY 2019 total revenue was \$3,826,147.85. Expenses for the fiscal year totaled \$3,102,418.92. Total revenue and expenses includes Board of Nursing operating fund, nursing student loan fund, continuing education workshop fund, grant fund, and criminal background check fund.

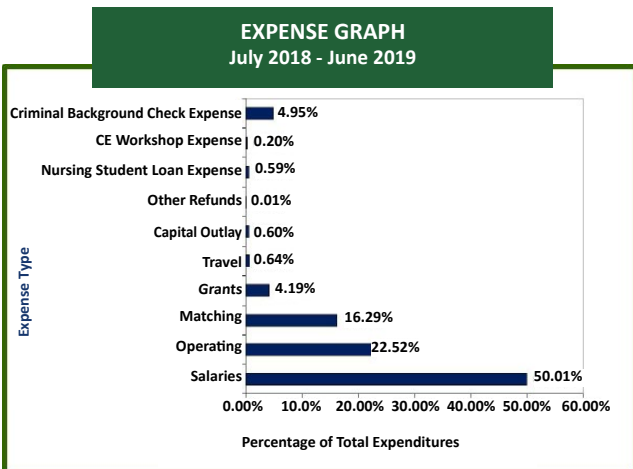
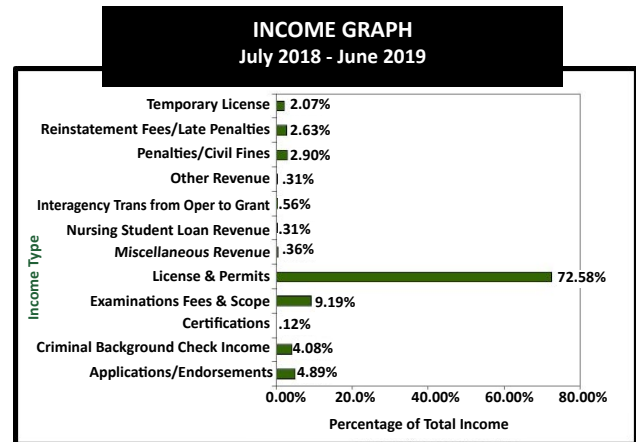
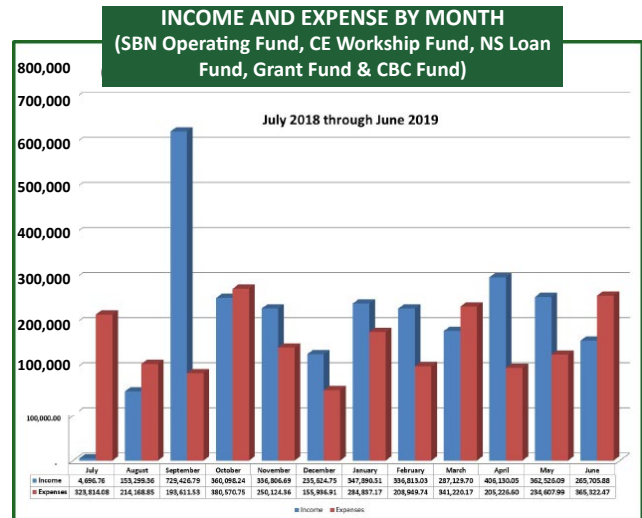
The Board is required to pay 1.5 percent of revenue fees to the Treasury of the State of Arkansas. These funds are credited to the State's General Fund for appropriation to various other agencies and services of state government. The Board paid \$55,971.70 to the General Fund for FY 2019. The financial statements and graphs on the following pages reflect the breakdown of revenue and expenses for the fiscal year 2019.

The Nursing Student Loan fund titled the Faith A. Fields Nursing Scholarship Loan is a separate fund used only for the purpose of providing loan/scholarships to nursing students and nurse educator students. The program is funded by donations that are deposited into the designated fund. From these funds, nursing students are awarded loans that can become scholarships if they work in the state of Arkansas for one calendar year after graduation and licensure. Beginning in the Fall of 2017, two recipients are selected each year to receive the Faith A. Fields Scholarship Loan in honor of the memory of Jill Hasley, the ASBN Program Coordinator in the Advance Practice Department from 6/25/11 until her death on 7/30/16.

The Continuing Education fund is also a separate fund that allows the Board of Nursing to collect registration fees for the educational workshops provided by the Board of Nursing. The designated funds from the registration fees are used to offset the costs associated with providing this service.

The Criminal Background Check fund is a separate cash fund the Board uses to collect and submit payments for the federal and state criminal background checks for applicants. This fund was established to allow ASBN to run the background checks online.

Online processing shortens the time to receive the results and speeds the application process.



The Grant fund is a special revenue fund established in FY2018 to comply with Act 521 of 2017. This allows ASBN to provide a grant to the Arkansas Center for Nursing.

The ending balance in the SBN0100 (Operating) fund as of June 30, 2019 was \$5,245,010.12. The balance in the NNB0000 (Continuing Education Workshop) Fund was \$655.93. The balance in the NNB0200 (Nursing Loan) Fund was \$107,807.90. The balance in the NNB0100 (Criminal Background Check) Fund was \$3,900.29. The balance in the SBN0200 (Grant) Fund was \$0.00.

Budget

**ASBN Profit & Loss (All Funds)
July 2018 - June 2019**

INCOME

Appl/Endorse	187,000.00
Bldg Lease Inc	6,417.00
CBC Income	156,240.81
CE Income	84.81
Certifications	4,405.00
Corp Nursing Reg	100.00
Exam Fees & Scope P	351,800.00
Inter-A Grant T-In	21,380.73
Intra-Agency Trans In	18.02
License & Permit	2,776,989.20
M&R Trans In	501.75
Misc Income	13,842.99
NSL Income	11,974.05
Pen/Civil Fines	110,823.01
Rebate	1,607.58
Refund	3,002.60
Reinst Fees/Late Pen	100,640.30
Status Watch	0.00
Temp License	79,320.00

Total Income

3,826,147.85

**Gross Profit
EXPENSE**

Cost of Goods Sold	
Special Rev Fee	55,971.70
Total COGS	55,971.70

3,770,176.15

Advertising	192.15
Automobile Expense	347.11
Board Member Exp	35,378.74
Capital Outlay	18,524.00
CBC Expense	153,514.50
CE Workshop Expenses	6,050.00
Contract Labor	7,958.78
Dues and Subscriptions	9,918.99
Empl Benefits	151,200.00
Equipment Rental	9,869.66
Food Purchase	9,429.77
Grant	130,000.00
Insurance	1,730.06
Investigations	114,527.06
Licenses and Permits	911.30
Low Value Asset Purchase	25,694.06
Marketing & Redistribution	182.06
Miscellaneous	88.00
Nursing Student Loan Payment	18,300.00
Office Supplies	34,805.57
Payroll-Matching	354,253.95
Payroll Expenses	1,551,486.24
Postage and Delivery	20,396.16
Printing and Reproduction	30,858.52
Process Servers	2,616.75
Professional Fees	34,441.63
Refunds	715.05
Rent-Bldg	218,748.48
Repairs	6,210.06
Software	69,694.22
Supplies	3,285.63
Telephone/Communications	57,710.10
Travel-Staff	20,592.59
Travel - Other	1,055.97
Utilities	1,731.76
Void	0.00

Total Expense

3,102,418.92

NET INCOME

667,757.23

**ASBN SBN0100 (Operating Fund)
July 2018 - June 2019**

INCOME

Appl/Endorse	187,000.00
Certifications	4,405.00
Corp Nursing Reg	100.00
Exam Fees & Scope P	351,800.00
Intra-Agency Trans In	18.02
License & Permit	2,776,989.20
M&R Trans In	501.75
Misc Income	13,842.99
Pen/Civil Fines	110,823.01
Rebate	1,607.58
Refund	3,002.60
Reinst Fees/Late Pen	100,640.30
Status Watch	0.00
Temp License	79,320.00

Total Income

3,630,050.45

**Gross Profit
EXPENSE**

Cost of Goods Sold	
Special Rev Fee	55,971.70
Total COGS	55,971.70

3,574,078.75

Advertising	192.15
Automobile Expense	347.11
Board Member Exp	35,378.74
Capital Outlay	18,524.00
CE Workshop Expenses	5,000.00
Contract Labor	7,958.78
Dues and Subscriptions	9,918.99
Empl Benefits	151,200.00
Equipment Rental	9,869.66
Food Purchase	9,280.48
Insurance	1,730.06
Investigations	114,527.06
Licenses and Permits	911.30
Low Value Asset Purchase	25,694.06
Marketing & Redistribution	182.06
Miscellaneous	88.00
Office Supplies	34,805.57
Payroll-Matching	354,230.98
Payroll Expenses	1,551,486.24
Postage and Delivery	20,396.16
Printing and Reproduction	30,858.52
Professional Fees	34,441.63
Refunds	715.05
Rent-Bldg	218,748.48
Repairs	6,210.06
Software	69,694.22
Supplies	3,285.63
Telephone/Communications	44,209.90
Travel-Staff	20,592.59
Travel - Other	1,055.97
Utilities	1,731.76
Void	0.00

Total Expense

2,783,265.21

NET INCOME

790,813.54

**ASBN Grant Fund
Profit & Loss
July 2018 - June 2019**

INCOME

Inter-A Grant	21,380.73
Total Income	21,380.73
Gross Profit	21,380.73

EXPENSE

Total Expense

130,000.00

NET INCOME

-108,619.27

Budget

**ASBN CE Workshop Fund
Profit & Loss
July 2018 - June 2019**

INCOME		
CE INCOME		
CE Int Income		84.81
Total Income		84.81
Gross Profit		84.81
EXPENSE		
CE Workshop Expenses		
Honorarium		700.00
License		350.00
Total CE Workshop Expenses		1,050.00
TOTAL EXPENSE		1,050.00
Net Income (Loss)		-965.19

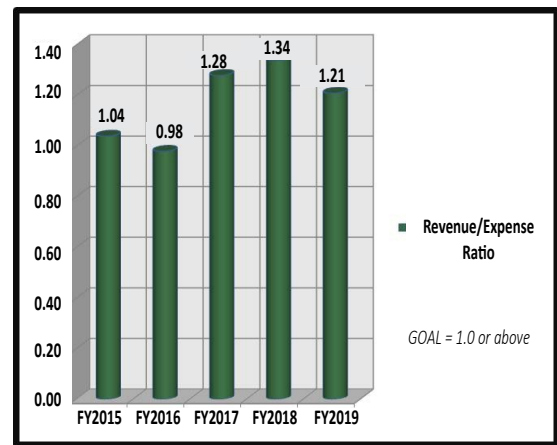
**ASBN Nursing Student Loan Fund
Profit & Loss
July 2018 - June 2019**

INCOME		
NSL INCOME		
Contribute/Donate		5,000.00
Int Inc on Loans		2,143.93
Interest Inc from NNB		3,034.02
Loan Prin Repmt		1,796.10
Total NSL Income		11,974.05
Gross Profit		11,974.05
EXPENSE		
Nursing Student Loan Payment		
NSL-Ln Pmt Grant		18,300.00
Total Expense		18,300.00
Net Income (Loss)		-6,325.95

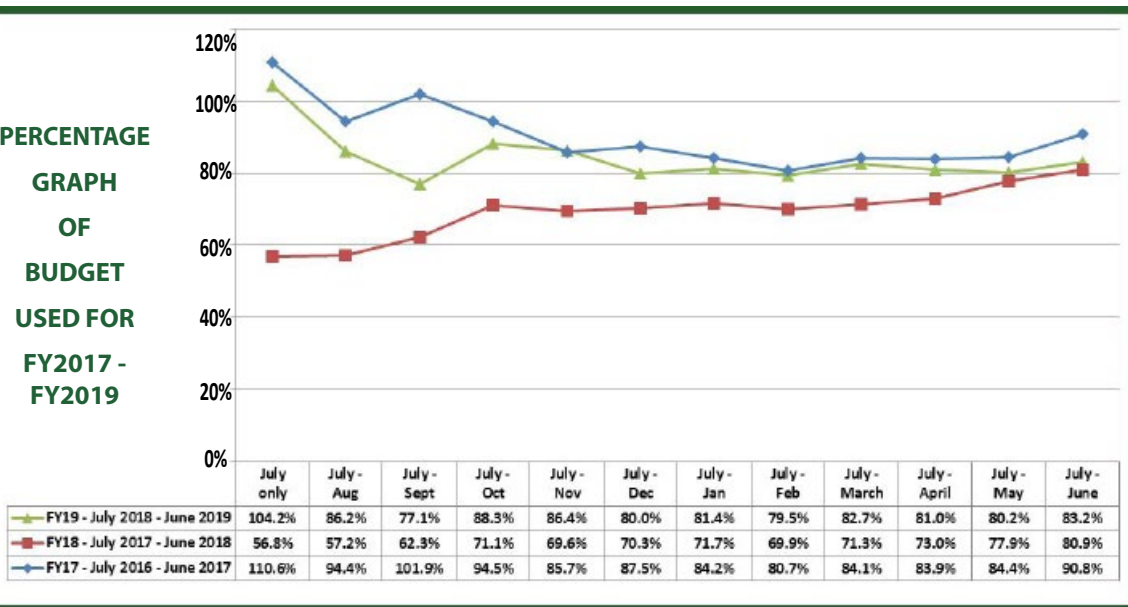
**ASBN CBC Fund
Profit & Loss
July 2018 - June 2019**

INCOME		
CBCChecks Federal		
		59,630.75
CBCChecks State		
		96,008.00
Total CBCChecks Inc		
		155,638.75
Interest Income		602.06
Total CBC Income		156,240.81
Gross Profit		156,240.81
EXPENSE		
CBC Non Empl Exp		
		153,514.50
Total CBC Expense		153,514.50
Net Income		2,726.31

**FINANCIAL RATIO - REVENUE/EXPENSE
FOR THE YEARS FY2015-FY2019**



**PERCENTAGE
GRAPH
OF
BUDGET
USED FOR
FY2017 -
FY2019**



Fees

The Arkansas State Board of Nursing is a special revenue agency. Income is derived from fees authorized under provisions of the *Nurse Practice Act*. Fees are established and approved by the Board.

Arkansas State Board of Nursing Fee Chart for FY2019

DESCRIPTION	FEES*	DESCRIPTION	FEES*
Licensure by Examination Application (RN & LPN)	\$100.00	Renewal License – CNM (must also hold a valid RN license)	\$65.00
Medication Assistant – Certified Examination	\$35.00	Renewal License – CNP (must also hold a valid RN license)	\$65.00
International Nurse Application	\$200.00	Renewal License – CNS (must also hold a valid RN license)	\$65.00
Inactive Licensure Reinstatement (plus license renewal)	\$10.00	Medication Assistant – Certified Renewal	\$40.00
Lapsed Licensure Reinstatement (late penalty)	\$100.00	CRNA Corp Renewal	\$10.00
Lapsed Certification Reinstatement (late penalty)	\$50.00	Replacement License	\$30.00
CE Late Fee	Various	Retired Application/ Retired Renewal (1/25/18 this fee was discontinued. Changed from \$15 to no charge)	No charge
Certification to another state (RN, LPN & LPTN provided for jurisdictions outside the USA) (APRN, RNP & MA-C provided for all jurisdictions)	\$30.00	Continuing Education Workshop Registration	\$45.00
CRNA Corp Registration	\$25.00	State Criminal Background Check Fee (collected by ASBN – entire fee submitted to INA)	\$22.00
Licensure by Endorsement Application (for LPTN)	\$100.00	Federal Criminal Background Check Fee (collected by ASBN – entire fee submitted to INA)	\$13.00
Licensure by Endorsement Application (for APRN, RN & LPN)	\$125.00	Annual Report (1/11/18 changed from \$20 to no charge)	No charge
Medication Assistant – Certified Endorsement	\$65.00	CE Approval Request	\$10.00
Fines - assessed by ASBN	Various	Copies of Disciplinary Files (fee per page copied) (1/11/18 changed from \$0.25 to no charge)	No charge
Temporary Permit Application	\$30.00	Exam Results available on website (1/11/18 changed from \$5.50 to no charge) (New results site available. New vendor charges a fee, but no funds to ASBN)	No charge
Advanced Practice Application	\$125.00	<i>Nurse Practice Act</i> (1/11/18 changed from \$8.00 to no charge)	No charge
Prescriptive Authority Application	\$160.00	Position Statements (1/11/18 changed from \$5.00 to no charge)	No charge
Certified Copy of Records	\$20.00	Publications Online (1/11/18 changed from \$20.00 to no charge)	\$20.00
Duplicate (wall) Credential	\$20.00	Returned Check Fee	\$30.00
Duplicate Credential	\$30.00	Rosters RN, LPN, APRN (ASBN receives \$100/\$100 to INA)	\$200.00
Renewal License – RN	\$100.00	Rosters, LPTN, RNP (ASBN receives \$75/\$75 to INA)	\$150.00
Renewal License – LPN	\$90.00	Visa Screening	\$30.00
Renewal License – LPTN	\$90.00	Status Watch – Level 1 (annual fee) (Total fee was \$150 ASBN received \$60/\$90 to INA) Discontinued due to ORBS implementation 5/21/18	No charge
Renewal License – RNP (must also hold a valid RN license)	\$40.00	Status Watch – Level 2 (annual fee) (Total fee was \$700 ASBN received \$280/\$420 to INA) Discontinued due to ORBS implementation 5/21/18	No charge
Renewal License – CRNA (must also hold a valid RN license)	\$65.00	Status Watch – Level 3 (annual fee) (Total fee was \$1500 -ASBN received \$600/\$900 to INA) Discontinued due to ORBS implementation 5/21/18	No charge

*Note the amount of the fee received by the Board of Nursing is dependent upon the form of payment. For example, the charge to an RN for license renewal is \$75.00. The amount of this fee that ASBN receives varies as follows: If they pay by check, ASBN receives the full \$75.00. If they renew online with a credit card, ASBN receives \$71.75 of the fee, with the \$3.25 retained by INA as a processing fee.

Faith A. Fields Nursing Scholarship Loan

The ASBN nursing student loan program was established in 2003 and legislatively revised by Act 9 in 2009. The purpose of the program is to provide funding for individuals attending a nursing program which will lead to licensure as a nurse or provide a higher degree in nursing. The goal is to increase the number of nurses in practice settings and faculty in nursing education programs. Representative Tracy Pennartz, the sponsor of the 2009 legislation, supported nursing education and requested emphasis be placed on nurses desiring to teach in an Arkansas nursing education program.

Applicants apply for one of two types of scholarship/loan which leads to initial licensure as a nurse or who desire to remain in the practice setting apply for the Practice Loan. Applicants who are already a nurse and currently teach or plan to teach in a nursing program apply for the Educator Loan. Recipients of either loan type may have their loans converted to scholarships according to the terms of the loan. Recipients of the Practice Loan must practice full-time as a nurse in an Arkansas facility one year for each year of the loan and the Educator Loan recipients must teach full-time in an Arkansas nursing program one year for each year of the loan.

The amount of funding varies each semester depending on the qualifications of the applicants and amount of money available. The table below demonstrates the amount disbursed for scholarship awards by fiscal year.

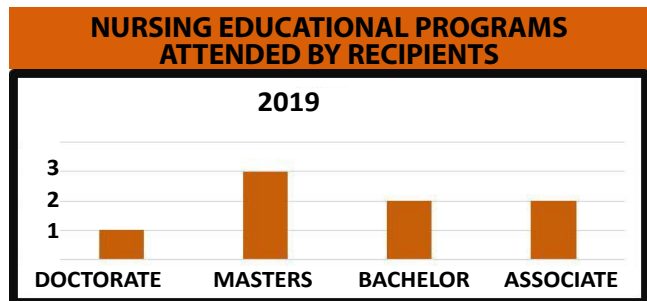
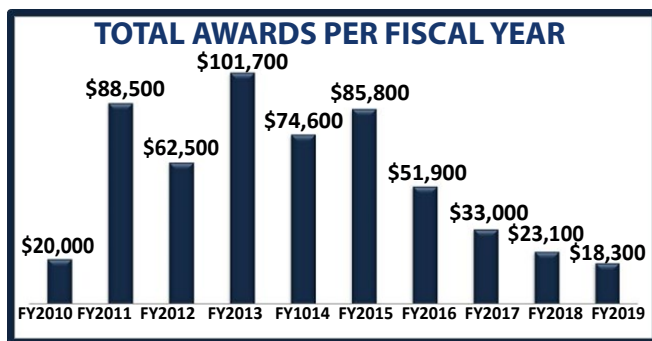
Since 2010, the majority of loans have been made to individuals living in Pulaski County (23%) with Washington County following at 12%. The diagram below displays the counties in which recipients from FY2019 reside.

RECIPIENTS BY COUNTY OF RESIDENCE



Educational Programs

Nursing education programs attended by the nine individual recipients of fiscal year 2019 were from a variety of educational levels with the majority of recipients attending a post-bachelors program. The table below indicates the breakdown of nursing educational programs attended by recipients.



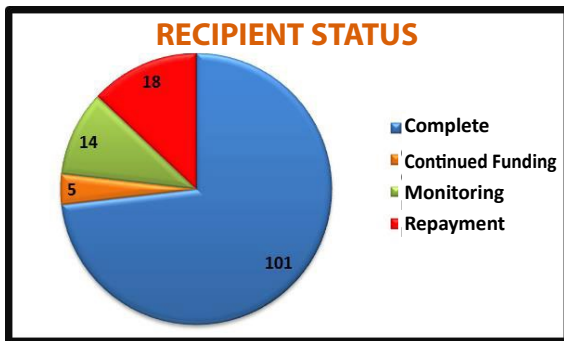
Loan Recipient Status

Each recipient has a nine month grace period following graduation to allow time to secure a nursing position that meets their contract requirements. During this time and while completing their work requirements they are placed in monitoring status.

Faith A. Fields Nursing Scholarship Loan

Loan Recipient Status

Since 2010, one hundred thirty-eight (138) individuals have received a scholarship/loan from the Faith A. Fields Scholarship. As noted in the table below one hundred one (101) have completed the terms of their scholarship by practicing/teaching in Arkansas or repaying their scholarship funding. Five (5) recipients will continue receiving scholarship money for the upcoming fiscal year. Fourteen (14) recipients are being monitored for compliance with the terms of the loan and eighteen (18) are in collections for repayment of the loan due to failure to fulfill the terms of the contract. Loan recipients who fail to complete the nursing program or graduate and do not comply with the terms of the loan (fail to practice or teach in an Arkansas institution) are placed into repayment status.



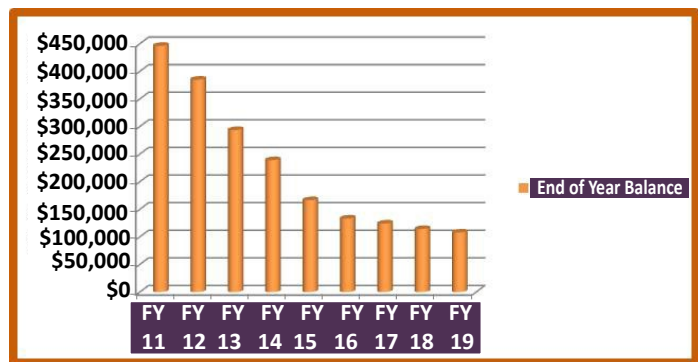
Number and Types of Loans

Recipients of the educator loan receive up to \$3,000 semester and recipients of the practice loan receive up to \$1,200/semester. A total of fifteen (15) loans were granted during the reporting period totaling \$18,300. For the fall semester four (4) educator loans and five (5) practice loans were disbursed. The loans awarded for the following spring semester (2019) consisted of a continued funding of three (3) educator loans and three (3) practice loans. The table to the right depicts the amount allocated for the two loan types during the fiscal year.

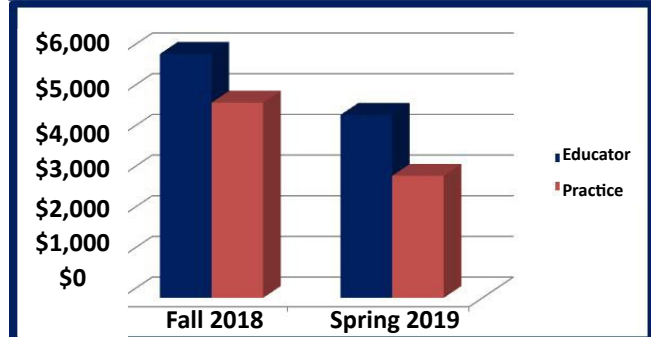
Scholarship Fund Balance

The balance in the Faith A. Fields Scholarship/Loan at the beginning of the fiscal year was \$114,133.85. Disbursements for the year totalled \$18,300. Deposits to the account consisted of \$5,177.95 in interest, \$1,796.102 in loan repayment and \$5,000.00 in contributions for an ending balance of \$107,807.90. The graph below represents the fund balance at the end of each fiscal year.

END OF YEAR BALANCE



AMOUNTS AND TYPES OF LOANS



Discipline

The Arkansas *Nurse Practice Act* (NPA) and its Rules provide that the Board may deny, suspend, revoke, limit or otherwise discipline any license or privilege to practice nursing or certificate of prescriptive authority issued by the Board or applied for in accordance with the provisions to discipline a licensee upon proof that the person:

- (1) Is guilty of fraud or deceit in procuring or attempting to procure a license to practice nursing;
- (2) Is guilty of a crime or gross immorality;
- (3) Is unfit or incompetent by reason of negligence, habits, or other causes;
- (4) Is habitually intemperate or is addicted to the use of habit-forming drugs;
- (5) Is mentally incompetent;
- (6) Is guilty of unprofessional conduct;
- (7) Has had a license, certificate, or registration revoked, suspended or placed on probation or under disciplinary order in any jurisdiction;
- (8) Has voluntarily surrendered a license, certification, or registration and has not been reinstated in any jurisdiction; or
- (9) Has willfully or repeatedly violated any of the provisions of any chapter of the Arkansas NPA.

The Arkansas NPA further provides that the Board shall refuse to issue or shall revoke the license of any person who is found guilty of or pleads guilty or nolo contendere to any offense listed in §17-87-312(f).

Inquiries and reports to the Board concerning safety in individual nursing practice continue to increase. Investigations of these inquiries and reports are completed by Board staff, legal counsel, contract investigators or other governmental agencies. During its investigations, the staff has continued to emphasize the Board's commitment to the due process afforded each licensee under the provisions of the Arkansas NPA and the Administrative Procedures Act as well as the Board's charge to protect the public.

During the reporting period, 1,317* complaints were received, 1,247* cases were assigned to an investigator and 1,496* cases were closed. At the end of the reporting period 422* cases were pending resolution. Of the 422* pending cases, 32* were awaiting a formal hearing and 48* cases were awaiting consent agreements.

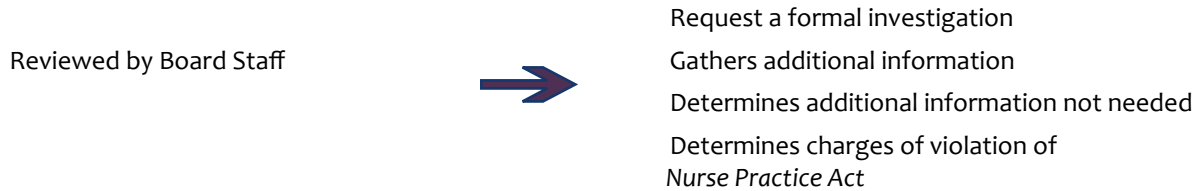
*Totals do not include June 2019

BOARD DISCIPLINARY ACTIONS							
July 1, 2018 through June 30, 2019							
ACTION	PN	RN	APP	RNP	APRN	PAC	TOTAL
Licenses Suspended	28	20	0	0	1	0	49
Licenses Revoked	3	3	0	0	0	0	6
Placed on Probation	63	91	0	0	9	0	163
Letter of Reprimand	35	38	0	0	7	0	80
Voluntary Surrender	48	61	0	0	2	0	111
Prescriptive Authority Disciplined	0	0	0	0	2	0	2
Cease and Desist Order Issued	2	7	0	0	0	0	9
TOTAL	179	220	0	0	21	0	420
NONDISCIPLINARY BOARD ACTIONS							
Letter of Warning	6	7	0	0	9	0	22
Suspension due to non-payment of child support	4	0	0	0	0	0	4
TOTAL	10	7	0	0	9	0	26
FORMAL AND INFORMAL HEARINGS							
Administrative Hearings	34	22	0	0	4	0	60
Consent Agreements	55	81	12	0	11	0	159
TOTAL	89	103	12	0	15	0	219
OVERALL TOTAL	278	330	12	0	45	0	665
Total Fines Assessed - July 1, 2018 - June 30, 2019						\$218,310.01	
Assessments from APRNs						\$ 15,750.00	
Assessments from RNs						\$ 89,638.01	
Assessments from LPNs						\$112,922.00	
Total Fines Collected - July 1, 2018 - June 30, 2019						\$116,537.90	
<i>(this amount includes online processing fees retained by INA)</i>							
OTHER BOARD ACTIONS							
Licenses Reinstated	29	51	0	0	3	0	83
Probation Removed	25	54	0	0	3	1	83
TOTAL	54	105	0	0	6	1	166

Discipline

One of the methods used by the Board of Nursing to insure protection of the public is to cause the prosecution of persons violating provisions of sections 17-87-101 through 17-87-402 of the Arkansas Nurse Practice Act. The following is the order of disciplinary proceedings against nurses in the state of Arkansas:

LETTER OF COMPLAINT RECEIVED



CONSENT AGREEMENT

The Board staff determines the violations and proposed stipulations. Board Attorney draws up a legally binding agreement.



The licensee receives a copy of the Agreement, agrees to the terms, including waiving their right to a hearing before the Board, signs the agreement, and returns it to the Board office. (If the licensee refuses to sign the agreement, the Disciplinary Hearing process begins.)



Board attorney and a staff witness sign the Consent Agreement and forward it to the Board.



Board President signs the Consent Agreement following a majority approval by the Board.

DISCIPLINARY HEARING

The General Counsel files formal charges. This may be done initially or after the licensee refuses a Consent Agreement.



Disciplinary Hearing is Held

If the Board finds the nurse violated the *Nurse Practice Act*:



Disciplinary Order
 The Board issues an Order setting forth the discipline (reprimand, probation, suspension, revocation or limitation).

If the Board finds that the conduct which was charged did not occur or that the conduct which did occur is not a violation of the *Nurse Practice Act*, the case is dismissed and no further action is taken.

The Order becomes effective the day it is signed.



Appeal

The licensee may appeal this decision to the circuit court of the Arkansas county in which he or she resides or the Circuit Court of Pulaski County, AR.

Arkansas Nurses Alternative to Discipline Program (ArNAP)

ArNAP is a non-public, abstinence-based, non-disciplinary monitoring program that was legislatively created in 2017 to help licensed nurses and applicants for licensure, who have a drug or alcohol abuse problem, or addiction.

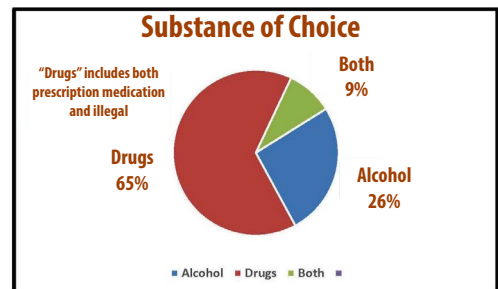
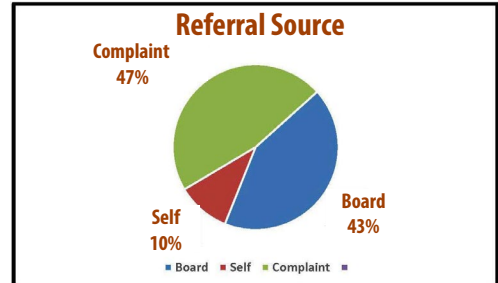
The mission of ArNAP is to protect the public by providing education, consultation, referral, monitoring, and support for participants licensed by the Board of Nursing with conduct related to substance abuse and use. The program is administered by the Arkansas State Board of Nursing, and is available to individuals who meet the program criteria.

In order to participate in ArNAP, a nurse must meet the following criteria:

- Hold an Arkansas nursing license or be eligible for licensure;
- Otherwise be eligible for continued licensure under the Arkansas Nurse Practice Act;
- Acknowledge a drug or alcohol abuse problem or addiction; and
- Voluntarily request participation in ArNAP.

Licensees or applicants for licensure will be denied participation in ArNAP if they do not meet the eligibility requirements, or if any of the following is applicable:

- Diverted controlled substances for reasons other than self-administration;
- Engaged in behaviors resulting in patient harm;
- Have prior discipline by any board of nursing for substance abuse or diversion; or
- Demonstrated unsuccessful participation resulting in termination from ArNAP or another similar program offered in another jurisdiction.



Process for Entering ArNAP

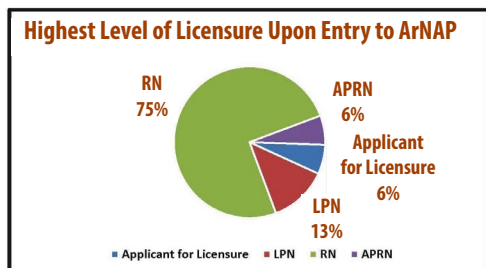
1. A complaint or referral is sent to the Board.
2. The complaint or referral is reviewed to determine if the nurse is eligible for ArNAP.
3. If the nurse is eligible for ArNAP and requests to participate in ArNAP, the nurse is required to sign an Agreement.
4. The Agreement addresses several initial items, such as acknowledging the drug or alcohol abuse problem or addiction, placing current nursing licensure on inactive status, obtaining an evaluation from a Board-approved evaluator for an addiction evaluation, and agreeing to comply with all treatment recommendations.
5. Once an ArNAP staff member has reviewed the nurse's evaluation report, a detailed contract is presented to the nurse. The ArNAP Contract contains all of the terms and conditions that the nurse must comply with while enrolled in ArNAP, which may include, but is not limited to the following: daily check-in with a drug screening monitoring company for random drug screens; therapy/counseling; support group meetings (such as 12-step); abstinence from drugs, alcohol, and abuse potential medications; employment restrictions; and submission of required reports (i.e. self, aftercare, treatment provider, and employment/employer).
6. The term of ArNAP varies from one (1) to five (5) years depending upon the complaint or referral, and the diagnosis.

ArNAP Statistics for July 1, 2018 through June 30, 2019

Fifty-seven (57) individuals were screened for eligibility for ArNAP during the reporting period and fifteen (15) nurses entered ArNAP in lieu of disciplinary action. At the end of the reporting period, thirteen (13) nurses were currently being monitored in the ArNAP program.

¹Even if an individual meets the eligibility requirements, participation in ArNAP is at the sole discretion of the Arkansas State Board of Nursing. A person is not entitled to participate in ArNAP. See Ark. Code Ann. 17-87-806(a)(1) and (2).

²Fifteen nurses signed an ArNAP contract outlining their terms and conditions of their ArNAP participation.



Licensure

The *Nurse Practice Act* requires that any person practicing as a(n)

- Registered Nurse
- Advanced Practice Registered Nurse
- Registered Nurse Practitioner
- Practical Nurse, or
- Psychiatric Technician Nurse

in this state shall be licensed by the Arkansas State Board of Nursing. Legislation enacted in 1979 authorized the licensing of registered nurse practitioners. Act 409 of 1995 created advanced practice nurse licensure. This licensure includes the previous categories of certified registered nurse anesthetist and certified nurse midwives and adds licensure of certified nurse practitioners (previously known as advanced nurse practitioners) and clinical nurse specialists. Appendix B gives totals of nurses licensed in Arkansas by licensure category and county of residence. The information is derived from questions that are completed on the licensure renewal forms. Incomplete data indicates that the licensee did not provide that information.

ADVANCED PRACTICE

The table below lists the numbers of Advanced Practice Registered Nurses granted initial licensure in Arkansas during the reporting period:

ADVANCED PRACTICE REGISTERED NURSES LICENSURE		
July 1, 2018 - May 31, 2019		
Certified Nurse Practitioners		539
Endorsements 149	Exams 390	
Certified Registered Nurse Anesthetists		32
Endorsements 16	Exams 16	
Certified Nurse Midwives		3
Endorsements 2	Exams 1	
Clinical Nurse Specialists		1
Endorsements 0	Exams 1	
TOTAL		575

ADVANCED PRACTICE PRESCRIPTIVE AUTHORITY

Act 409 of 1995 gave the Board authority to grant certificates of prescriptive authority to qualified advanced practice registered nurses. Advanced Practice licensure applicant types and numbers of licensees granted a certificate of prescriptive authority during the reporting period are identified below:

ADVANCED PRACTICE REGISTERED NURSES GRANTED PRESCRIPTIVE AUTHORITY	
July 1, 2018- June 30, 2019	
Endorsements	75
Exams	354
TOTAL	429

Licensure

Licensure examinations for registered nurse and practical nurse candidates are administered via computerized adaptive testing. State boards of nursing contract with the National Council of State Boards of Nursing (NCSBN) for these examinations. In Arkansas, tests are administered by technology centers located in Little Rock, Fort Smith, Rogers and Texarkana. A candidate may test at any center nationwide or internationally for licensure by the Board that provided the authorization to test.

The licensure examinations have one purpose: to test knowledge, skills and abilities essential to the safe and effective practice of nursing at the entry level. The use of national RN and PN examinations facilitates licensure by endorsement from one jurisdiction to another. The passing standard is set by a panel of practicing nurses who are knowledgeable of entry-level nursing practice. Membership on the panel is open to all NCSBN jurisdictions. Examination results are reported to boards of nursing and to the candidates as either “pass” or “fail”. Unsuccessful candidates are provided with a performance report that gives information on areas for remedial study.

LICENSURE BY EXAMINATION	
July 1, 2018 - May 31, 2019	
Registered Nurses	1,276
Practical Nurses	714
TOTAL	1,990

The Board participates in the test development system administered by the testing service of the NCSBN. The Arkansas Board approves practicing nurses to participate in RN and PN item writing, item review and standard-setting panel.

ENDORSEMENTS

Pursuant to the Arkansas *Nurse Practice Act*, the Board may issue a license to practice nursing by endorsement to an applicant who is duly licensed as a nurse under the laws of another state, territory or foreign country if the applicant meets Board qualifications. Applicants for endorsement must have successfully completed a nursing education program, the appropriate licensure examination and must be verified by the jurisdiction of original licensure. In addition to these requirements, advanced practice registered nurses shall have documentation of current unencumbered advanced practice license/authority to practice in another jurisdiction. Nurses licensed in Arkansas by interstate endorsement during the reporting period are shown in the following tables:

ADVANCED PRACTICE REGISTERED NURSE ENDORSEMENTS
July 1, 2018 - June 30, 2019

STATE	CNP	CNM	CNS	CRNA	TOTAL BY STATE	STATE	CNP	CNM	CNS	CRNA	TOTAL BY STATE
Alabama	1	0	0	0	1	New Mexico	1	0	0	0	1
Arizona	1	0	0	0	1	New York	1	0	0	0	1
California	1	0	0	0	1	North Carolina	2	0	0	0	2
Colorado	2	0	0	0	2	Oklahoma	11	0	1	1	13
Connecticut	1	0	0	0	1	Oregon	1	0	0	0	1
Florida	3	0	0	0	3	Tennessee	16	1	0	7	24
Georgia	1	0	0	0	1	Texas	43	0	0	4	47
Iowa	1	0	0	0	1	Utah	1	0	0	0	1
Kentucky	1	0	0	0	1	Washington	0	0	0	1	1
Louisiana	1	0	0	1	2	West Virginia	1	0	0	0	1
Michigan	1	0	0	0	1	Wisconsin	2	0	0	0	2
Mississippi	3	1	0	2	6	TOTAL BY APRN					
Missouri	32	1	0	2	35	ROLE	128	3	1	18	150

ENDORSEMENTS	
July 1, 2018 - May 31, 2019	
Registered Nurses	891
Practical Nurses	117
TOTAL	1,008

Licensure

MEDICATION ASSISTANT - CERTIFIED

Act 1423 of 2005 gave the Board authority to grant certification to qualified unlicensed persons to administer certain medications in facilities determined by the Board. The Board decided to allow medication assistants only in Arkansas nursing homes in which nursing supervision is available and nurse patient ratios are legislatively required. This authorization included persons who have met certain qualifications in Arkansas or who have met substantially similar qualifications and held similar credentials under the law in another state. In addition, in 2007, persons who have completed a certain portion of a nursing education program may be eligible to take the certification exam and work as a certified medication assistant if successful. No new certifications were issued during the reporting period of July 1, 2018 - June 30, 2019. The numbers of medication assistants with certified renewals in Arkansas during the reporting period are shown in the following tables:

MEDICATION ASSISTANTS CERTIFIED RENEWALS July 1, 2018 - June 30, 2019

Medication Assistants-Certified	14
TOTAL	14

RETIRED

Any licensee who desires to retire from the practice of nursing for any length of time in this state and submits a written request will have their current license placed on retired status. While retired, the licensee shall not practice nursing; however, the nurse may use respective credentials. When the licensee desires to resume practice, he or she shall request a renewal application, which shall be completed and submitted with a reinstatement fee and the current renewal fee. The number of current retired licenses by credentials issued during the reporting period is shown in the Retired Licenses by Credentials table.

RETIRED LICENSES BY CREDENTIALS July 1, 2018 - May 31, 2019

Clinical Nurse Specialist	1
Licensed Practical Nurse	21
Registered Nurse	69
TOTAL	91

TEMPORARY PERMITS

Temporary permits may be issued to Arkansas graduates of a nursing program. This permit allows a nurse to practice between graduation and receipt of results of the first examination for which the licensee is eligible. The number of temporary permits issued during the reporting period is shown in the following table:

TEMPORARY PERMITS EXAMINATION APPLICANTS July 1, 2018 - May 31, 2019

Registered Nurse	829
Licensed Practical Nurse	616
Certified Nurse Practitioner	37
TOTAL	1,482

An amendment to the *Nurse Practice Act* enacted by the 1980 Special Session of the Legislature, provided for issuing temporary permits to qualified endorsement applicants holding current licensure in other states. The number of temporary permits issued to advanced practice registered nurses, registered nurses and licensed practical nurses during the reporting period is shown in the following table:

TEMPORARY PERMITS ENDORSEMENT APPLICANTS July 1, 2018 - May 31, 2019

Registered Nurse	475
Licensed Practical Nurse	63
Licensed Psychiatric Technician Nurse	1
Certified Nurse Practitioner	35
Certified Registered Nurse Anesthetist	5
TOTAL	579

*Licensure***RENEWALS**

The *Nurse Practice Act* requires biennial license renewal for practicing nurses. Renewal reminders are mailed at least sixty days before the license expiration date. Nurses who allow their licenses to lapse and who have not practiced nursing during the preceding licensure period may be reinstated upon request, payment of the renewal fee and late penalty, and after meeting the continuing education requirements. Nurses who do not renew are in good standing as long as they do not practice nursing in Arkansas. Legislation to require continuing education prior to license renewal was passed in the 2001 Legislative session.

LICENSE RENEWALS	
July 1, 2018 - May 31, 2019	
Registered Nurse	18,376
Licensed Practical Nurse	6,118
Licensed Psychiatric Technician Nurse	31
Registered Nurse Practitioner	203
Certified Registered Nurse Anesthetist	372
Certified Nurse Midwife	17
Certified Nurse Practitioner	1,428
Clinical Nurse Specialist	74
TOTAL	26,619

Education

Continuing education for license renewal and reinstatement was mandated by Act 86 of the 2001 Arkansas legislative session. The regulations were put into effect beginning July 1, 2003. Random audits for compliance with the continuing education requirements are conducted. Eighty-four nurses were audited with a 100 percent compliance rate. One Letter of Warning was issued for meeting the continuing education requirements after the nursing license was renewed. One Letter of Reprimand was issued for failing to meet the continuing education requirements. Continuing education late fees collected for FY2019 is \$0.00. The Arkansas State Board of Nursing staff conducts presentations and continuing education workshops on a regular basis throughout the state as included in the Continuing Education Presentations table below:

Continuing Education Presentations July 1, 2018 - June 30, 2019							
Date	Title	Location	Nurses	Students	Attorney	Physician	Administration
9/18/2018	UCA Graduate Presentation	Conway	2	30	0	0	0
11/8/2018	UAMS Graduate Presentation	Little Rock	3	30	0	0	0
11/30/2018	12th Annual APRN State Conference	Little Rock	42	0	0	0	0
1/24/2019	Baptist APRN Scope of Practice	Baptist Health LR	8	0	1	2	8
2/12/2019	ASU APRN Graduate /ArNAP	ASU	75	0	0	0	0
2/15/2019	BSN Share Day	UCA Conway	120	0	0	0	0
2/22/2019	NANEP	ASBN	60	0	0	0	0
3/13/2019	AR 4 Nursing	Baptist Health Schools	40	0	0	0	0
4/11/2019	UAMS APRN Graduate	UAMS	03	0	0	0	12
4/1-2/2018	CE Cruise	Carnival Vista	30	0	0	0	0
5/10/2019	MAC Workshop	ARSBN	22	0	0	0	0
		TOTAL	418	60	1	2	20

CRIMINAL BACKGROUND CHECKS: Federal and Arkansas criminal background checks are required of all individuals applying for an initial license in Arkansas. During the 2018-2019 fiscal year, 4,658 Arkansas criminal background checks and 4,462 federal criminal background checks were conducted. There were 456 investigations completed on applicants with a positive criminal background check.

ROSTER: The roster of ASBN approved medication assistant and nursing programs that lead to licensure or certification is included as [Appendix A](#) of this report.

ENROLLMENT: Enrollment in the educational programs is reported to the Board in a report submitted by program directors annually in December. Enrollment figures reported for the three-year period (2016-2018) are shown on the following pages of this report. For consistency in data collection, the term "nursing major" was defined in 1993. Nursing major includes only those students in nursing courses and accepted for the certificate, degree or diploma program.

ARKANSAS STATE BOARD OF NURSING APPROVED EDUCATIONAL PROGRAMS JULY 1, 2018 - JUNE 30, 2019

Baccalaureate Degree	12
Associate Degree	18
Practical Nurse	26
Diploma	0
Medication Assistants	1
TOTAL	57

Education

ENROLLMENT IN REGISTERED NURSE PROGRAMS

PROGRAM	2016	2017	2018
<i>Associate Degree</i>			
Arkansas Northeastern College - Blytheville	78	78	75
Arkansas Rural Nursing Education Consortium (ARNEC)	444	411	598
Arkansas State University - Jonesboro	443	430	450
Arkansas State University- Mountain Home	31	36	39
Arkansas Tech University - Ozark	24	24	25
Baptist Health College- Little Rock	767	746	783
College of the Ouachitas- Malvern	151	168	94
East Arkansas Community College - Forrest City	84	81	133
JRMC School of Nursing - Pine Bluff	138	109	126
National Park College - Hot Springs	122	130	149
North Arkansas College - Harrison	113	114	120
Northwest Arkansas Community College - Bentonville	227	92	158
Phillips Community College UA	77	81	78
Southeast Arkansas College	194	132	21
University of Arkansas Community College - Batesville	106	80	90
University of Arkansas - Little Rock	662	661	698
University of Arkansas - Monticello	27	27	22
TOTAL	3,852	3,400	3,659
<i>Baccalaureate Degree</i>			
Arkansas State University	275	286	261
Arkansas Tech University	337	335	350
Harding University	112	153	130
Henderson State University	43	445	49
John Brown University	0	41	69
Southern Arkansas University	115	103	121
University of Arkansas - Fayetteville	498	477	472
University of Arkansas - Fort Smith	410	443	470
University of Arkansas - Monticello	89	79	85
University of Arkansas - Pine Bluff	14	24	32
University of Arkansas for Medical Sciences	234	238	243
University of Central Arkansas	197	224	235
TOTAL	2,324	2,448	2,517

Education

ENROLLMENT IN PRACTICAL NURSE PROGRAMS

PROGRAM	2016	2017	2018
Arkansas Northeastern College	37	39	32
Arkansas State University - Beebe	81	70	73
Arkansas State University - Mountain Home	56	56	58
Arkansas State University - Newport	35	152	152
Arkansas Tech University - Ozark	85	78	70
Baptist Health School of Practical Nursing	182	180	183
Black River Technical College	95	102	104
College of the Ouachitas	164	166	108
Crowley's Ridge Technical Institute	24	24	24
National Park College	44	49	51
North Arkansas College	55	51	55
Northwest Technical Institute	56	105	93
Ozarka College	100	151	113
South Arkansas Community College	137	125	183
Southeast Arkansas College	82	92	42
Southern Arkansas University - Technical	40	45	43
University of Arkansas - Fort Smith	17	14	0
University of Arkansas - Cossatot	46	43	44
University of Arkansas Community College - Batesville	39	43	25
University of Arkansas Community College Hope - Texarkana	51	56	57
University of Arkansas Community College - Morrilton	97	99	111
U of A Monticello College of Technology - Crossett	20	20	18
U of A Monticello College of Technology - McGehee	28	21	21
University of Arkansas Phillips Community College	27	40	47
University of Arkansas Pulaski Technical	51	46	36
University of Arkansas Rich Mountain	32	34	30
TOTAL OF ALL PROGRAMS	1,683	1,902	1,773

**not reported*

ENROLLMENT IN MEDICATION ASSISTANT PROGRAMS

PROGRAM	2016	2017	2018
Arkansas State University - Mountain Home	0	8	0
TOTAL	0	8	0

Education

The licensure examinations for registered and practical nurses are administered via computerized adaptive testing (CAT). The performance, by program, for first time candidates taking the National Council Licensure Examination for Registered Nurses (NCLEX-RN®), regardless of where the examination was taken during the reporting period, is shown in the following table:

NCLEX-RN® PERFORMANCE BY PROGRAM			
July 1, 2018 - June 30, 2019			
PROGRAM	NUMBER TAKING	NUMBER PASSING	PERCENT PASSING
Arkansas Northeastern College - Blytheville - ADN	30	28	93.3
Arkansas Rural Nursing Education Consortium (ARNEC) - ADN	292	249	85.7
Arkansas State University - ADN	93	86	92.4
Arkansas State University - BSN	101	95	94
Arkansas State University - Mountain Home - ADN	17	13	76.4
Arkansas Tech University - BSN	57	53	93
Arkansas Tech University - Ozark - ADN	22	17	77.2
Baptist Health College - ADN	251	197	78.4
College of the Ouachitas - ADN	58	46	79.3
East Arkansas Community College - ADN	23	16	69.5
Harding University - BSN	47	46	97.8
Henderson State University - BSN	27	25	92.6
John Brown University - BSN	21	19	90.5
JRMC School of Nursing - ADN	38	25	65.7
National Park College - ADN	62	56	90.3
North Arkansas College - ADN	54	50	92.5
Northwest Arkansas Community College - ADN	74	73	98.6
Southeast Arkansas College - ADN	7	2	28.5
Southern Arkansas University - BSN	33	32	96.9
University of Arkansas - Fayetteville - BSN	180	169	93.8
University of Arkansas - Fort Smith - BSN	85	69	81.1
University of Arkansas - Little Rock - ADN	190	169	88.9
University of Arkansas - Monticello - ADN	8	7	87.5
University of Arkansas - Monticello - BSN	18	17	94.4
University of Arkansas - Pine Bluff - BSN	10	8	80
University of Arkansas Community College - Batesville - ADN	65	52	80
University of Arkansas for Medical Sciences - BSN	99	97	97.9
University of Arkansas Phillips Community College - ADN	23	22	95.6
University of Central Arkansas - BSN	70	66	94.2
TOTAL	2,056	1,804	87.7

Education

The performance, by program, for graduates of Arkansas programs taking the National Council Licensure Examination for Practical Nurses (NCLEX-PN®) for the first time, regardless of where the examination was taken during the reporting period, is shown in the following table:

NCLEX-PN® PERFORMANCE BY PROGRAM			
July 1, 2018 - June 30, 2019			
PROGRAM	NUMBER TAKING	NUMBER PASSING	PERCENT PASSING
Arkansas Northeastern College - Blytheville	25	25	100
Arkansas State University - Beebe	40	40	100
Arkansas State University - Mountain Home	24	21	87.5
Arkansas State University - Newport	97	83	85.5
Arkansas Tech University - Ozark	37	36	97.3
Baptist Health School of Practical Nursing - Little Rock	82	64	78.0
Black River Technical College - Pocahontas	38	38	100
College of the Ouachitas - Malvern	55	50	90.9
East Arkansas Community College - Forrest City	29	26	89.6
National Park College - Hot Springs	42	36	85.7
North Arkansas College - Harrison	32	31	96.8
Northwest Technical Institute - Springdale	35	34	97.1
Ozarka College - Melbourne	78	70	89.7
Southern Arkansas University - Tech - Camden	17	15	88.2
Southeast Arkansas College - Pine Bluff	2	2	100
South Arkansas Community College - El Dorado	59	50	84.7
Special Program Codes	4	4	100
University of Arkansas - Cossatot	26	25	96.1
University of Arkansas Community College at Batesville	8	7	87.5
University of Arkansas Community College at Hope - Texarkana	50	42	84.0
University of Arkansas Community College at Morrilton	49	47	95.9
U of A Monticello College of Technology - Crossett	10	9	90.0
U of A Monticello College of Technology - McGehee	4	4	100
University of Arkansas Phillips Community College	12	12	100
University of Arkansas Pulaski Technical - North Little Rock	22	20	90.9
University of Arkansas Rich Mountain - Mena	25	23	92.0
TOTAL	902	814	90.2

Education

Graduates of nursing programs, seeking licensure in Arkansas, compared to other programs in the nation are shown on the following tables: (Source: NCLEX quarterly reports)

LICENSING EXAMINATION DATA APPLICANTS FOR REGISTERED NURSE LICENSURE July 1, 2018 - June 30, 2019				
NATIONALLY				
	First-Time United States Graduates	Re-Take United States Graduates	First-Time Foreign Educated Graduates	Re-Take Foreign Educated Graduates
Number Taking	168,285	39,085	19,288	19,115
Number Passing	148,694	17,089	8,952	5,373
Percent Passing	88.3	43.7	46.4	28.1
ARKANSAS LICENSURE				
Number Taking	2,056	451	5	5
Number Passing	1,804	198	3	1
Percent Passing	87.7	43.9	60.0	20.0

LICENSING EXAMINATION DATA APPLICANTS FOR PRACTICAL NURSE LICENSURE July 1, 2018 - June 30, 2019				
NATIONALLY				
	First-Time United States Graduates	Re-Take United States Graduates	First-Time Foreign Educated Graduates	Re-Take Foreign Educated Graduates
Number Taking	47,160	14,358	519	890
Number Passing	40,317	5,338	282	218
Percent Passing	85.4	37.1	54.3	24.4
ARKANSAS LICENSURE				
Number Taking	902	145	0	0
Number Passing	814	86	0	0
Percent Passing	90.2	59.3	0	0

Education

NUMBER AND PERCENT PASSING OF FIRST-TIME NCLEX-RN® CANDIDATES BY DEGREE TYPE July 1, 2018 - June 30, 2019

ALL U.S. GRADUATES			
PROGRAM	Number Taking	Number Passing	Percent Passing
Associate Degree	83,986	71,523	85.1
Baccalaureate Degree	81,989	75,141	91.6
Diploma	2,263	2,003	88.5
Other	47	27	57.4
TOTAL	168,285	148,694	88.3
GRADUATES OF ARKANSAS SCHOOLS			
Associate Degree	1,308	1,108	84.7
Baccalaureate Degree	748	696	93.0
Diploma	0	0	0
TOTAL	2,056	1,804	87.7



Education

The Arkansas State Board of Nursing has statutory authority to oversee nursing educational program compliance with mandated regulations and educational standards as established by the Arkansas legislature. A nursing program that is approved initially progresses through a three-tiered process of approval that includes Prerequisite Approval, Initial Approval and Full Approval.

A nursing program that is approved continues to be reviewed for continued compliance with the educational standards as delineated in the *Rules*. The staff periodically conducts a program review to verify compliance. A new program has an on-site survey three (3) years after initial full approval. Established programs have an on-site survey every five (5) years or if they have continued accreditation status from a national nursing accreditation organization and maintain a National Council Licensure Examination (NCLEX®) passage rate of 75 percent or higher; they are allowed to submit a paper survey to ASBN versus an on-site review. There are two (2) approval designations for established programs that prepare graduates for licensure that include Continued Full Approval and Conditional Approval.

EDUCATION SURVEYS CONDUCTED

July 1, 2018 - June 30, 2019

Paper Submission	4
Site Visit	12
TOTAL	16

PROGRAM APPROVAL STATUS

July 1, 2018 - June 30, 2019

	Pre-requisite Approval	Initial Approval	Full Approval	Conditional Approval
Associate Degree	0	1	16	1
Baccalaureate Degree	0	0	11	1
Diploma	0	0	0	0
Practical Nursing	0	0	26	0
TOTAL	0	1	53	2

APPROVED PROGRAMS

Preparing for Registered Nurse Licensure

ASSOCIATE DEGREE

Arkansas Northeastern College – Blytheville, 2501 Division St., P. O. Box 1109, Blytheville, AR 72316
Phone: 870.780.1223; Fax: 870.762.3376

Arkansas Rural Nursing Education Consortium (ARNEC), 1558 US Hwy 371, Nashville, AR 71852 Phone: 870.368.2076

Member Institutions:

ASU, Newport - Phone: 870.512.7833; Fax: 870.512.7715

Black River Technical College, Pocahontas - Phone: 870.248.8000 x 4174; Fax: 870.248.4100

Ozarka College, Melbourne - Phone: 870.368.2081z; Fax: 870.368.2075

Southark Community College, El Dorado - Phone: 870.864.7136; Fax: 870.864.7104

U of A Community College, Hope - Phone: 870.722.8505; Fax: 870.722.8511

U of A Community College, Morrilton - Phone: 501.977.2002; Fax: 501.977.2049

U of A Cossatot Community College, DeQueen - Phone: 870.584.1147; Fax: 870.642.8212

U of A Rich Mountain, Mena - Phone: 479.394.7622; Fax: 479.394.2828

Arkansas State University, P.O. Box 910, State University, AR 72467

Phone: 870.972.3074; Fax: 870.972.2954

Arkansas State University - Mountain Home, 1600 S. College, Mountain Home, AR 72653

Phone: 870.508.6154; Fax: 870.508.6154

Arkansas State University - Newport, 7648 Victory Boulevard, Newport, AR 72112

Phone: 870.512.7833 Fax: 870.512.7715

Arkansas Tech University - Ozark, 1700 Helberg Ln., Ozark, AR 72949

Phone: 479.508.8500 x6351; Fax: 479.508.8500 x 6351

Baptist Health College, 11900 Colonel Glenn Rd., Suite 1000, Little Rock, AR 72210-2820

Phone: 501.202-7937; Fax: 501.202.6015

College of the Ouachitas, One College Circle, Malvern, AR 72104

Phone: 501.332.0303; Fax: 501.467.3680

East Arkansas Community College, 1700 New Castle Road, Forrest City, AR 72335

Phone: 870.633.4480 x268; Fax: 870.633.7222

JRMC School of Nursing, 1600 West 40th Avenue, Pine Bluff, AR 71603

Phone: 870.541.7164; Fax: 870.541.7807

National Park College, 101 College Drive, Hot Springs, AR 71913

Phone: 501.760.4352; Fax: 501.760.4183

North Arkansas College, 1515 Pioneer Ridge, Harrison, AR 72601

Phone: 870.391.3535; Fax: 870.391.3354

Northwest Arkansas Community College, One College Drive, Bentonville, AR 72712

Phone: 479.619.4256; Fax: 479.619.4254

Southeast Arkansas College, 1900 Hazel St., Pine Bluff, AR 71603

Phone: 870.850.4917; Fax: 870.850.4917

University of Arkansas Community College at Batesville, P. O. Box 3350, Batesville, AR 72503

Phone: 870.612.2070; Fax: 870.612.2059

University of Arkansas Little Rock, 2801 So. University, Little Rock, AR 72204

Phone: 501.569.8092; Fax: 501.371-7546

University of Arkansas Monticello, P. O. Box 3606, Monticello, AR 71656-3606;

Phone: 870.460.1069; Fax: 870.460.1969

University of Arkansas Phillips Community College, P.O. Box 785, Helena-West Helena, AR 72342

Phone: 870.338.6474 x 1371; Fax: 870.338.7901

*Education***APPROVED PROGRAMS***Preparing for Registered Nurse Licensure***BACCALAUREATE DEGREE**

Arkansas State University, P. O. Box 910, State University, AR 72467

Phone: 870.680.8201; Fax: 870.972.2954

Arkansas Tech University, Dean Hall, Russellville, AR 72801

Phone: 479.968.0383; Fax: 479.968.0219

Harding University, Box 12265, Searcy, AR 72149

Phone: 501.279.4476; Fax: 501.279.4669

Henderson State University, HSU Box 7803, Arkadelphia, AR 71999

Phone: 870.230.5015; Fax: 870.230.5390

John Brown University, 2000 West University Street, Siloam Springs, AR 72761

Phone: 479.524.1646; Fax: 479.524.7441

Southern Arkansas University, 100 E. University MSC9406, Magnolia, AR 71754

Phone: 870.235.4331; Fax: 870.235.5058

University of Arkansas, Eleanor Mann School of Nursing, 606 N. Razorback Rd., University of AR, Fayetteville, AR 72701

Phone: 479.575.4280; Fax: 479.575.3218

University of Arkansas Fort Smith, Carolyn McKelvey Moore School of Nursing, P. O. Box 3649, Fort Smith, AR 72913

Phone: 479.788.7840; Fax: 479.424.6856

University of Arkansas Monticello, P. O. Box 3606, Monticello, AR 71656-3606

Phone: 870.460.1069; Fax: 870.460.1969

University of Arkansas for Medical Sciences, College of Nursing, 4301 W. Markham, Slot 529, Little Rock, AR 72205

Phone: 501.686.8493; Fax: 501.686.7998

University of Central Arkansas, 201 Donaghey Avenue, Conway, AR 72035

Phone: 501.450.5531; Fax: 501.450.5560

University of Arkansas Pine Bluff, 1200 University Dr., #4973, Pine Bluff, AR 71601

Phone: 870.575.7076; Fax: 870.575.8229

Preparing for Practical Nurse Licensure

Arkansas Northeastern College – Blytheville, Practical Nurse Program, P. O. Box 1109, Blytheville, AR 72316

Phone: 870.780.1225; Fax: 870.762.3376

Arkansas State University – Beebe, Practical Nurse Program, P. O. Box 909, Searcy, AR 72145

Phone: 501.207.6255; Fax: 501.207.6263

Arkansas State University – Mt. Home, Practical Nurse Program, 1600 So. College, Mt. Home, AR 72653

Phone: 870.508.6154; Fax: 870.508.6154

Arkansas State University – Newport, Practical Nurse Program, 7648 Victory Boulevard, Newport, AR 72112

Phone: 870.512.7833; Fax: 870.512.7715

Arkansas Tech University - Ozark, 1700 Helberg Lane, Ozark, AR 72949

Phone: 479.508.8500 x 6201; Fax: 479.667.0198

Baptist Health School of Practical Nursing, 11900 Colonel Glenn Road, Little Rock, AR 72210

Phone: 501.202.7966; Fax: 501.202.6015

Black River Technical College, Practical Nurse Program, P. O. Box 468, Pochahontas, AR 72455

Phone: 870.248.4000 x 4174; Fax: 870.248.4100

College of the Ouachitas, Practical Nurse Program, #1 College Circle, Malvern, AR 72104

Phone: 501.332.0303; Fax: 501.467.3680

East Arkansas Community College, Practical Nurse Program, P. O. Box 925, Forrest City, AR 72335

Phone: 870.633.5411; Fax: 870.633.9328

National Park College, Practical Nurse Program, 101 College Drive, Hot Springs, AR 71913

Phone: 501.760.4352; Fax: 501.760.4183

North Arkansas College, Practical Nurse Program, 1515 Pioneer Ridge Drive, Harrison, AR 72601

Phone: 870.391.3369; Fax: 870.391.3000

*Education***APPROVED PROGRAMS*****Preparing for Practical Nurse Licensure***

Northwest Technical Institute, Practical Nurse Program, 709 South Old Missouri Road, Springdale, AR 72764

Phone: 479.751.8824 x 123; Fax: 479.751.7750

Ozarka College, Practical Nurse Program, P. O. Box 10, Melbourne, AR 72556

Phone: 870.368.2081; Fax: 870.368.2075

South Arkansas Community College, The Betty Owen School of Practical Nursing, P. O. Box 7010, El Dorado, AR 71731

Phone: 870.864.7136; Fax: 870.864.7104

Southeast Arkansas College, Practical Nurse Program, 1900 Hazel Street, Pine Bluff, AR 71603

Phone: 870.850.4917; Fax: 870.850.4917

Southern Arkansas University Tech, Practical Nurse Program, P. O. Box 3499, Camden, AR 71711

Phone: 870.574.4475; Fax: 870.574.4474

University of Arkansas Community College at Batesville, Practical Nurse Program, P. O. Box 3350, Batesville, AR 72503

Phone: 870.612.2070; Fax: 870.612.2059

University of Arkansas Community College at Hope - Texarkana, Practical Nurse Program, 2500 S. Main,

P.O. Box 140, Hope, AR 71801

Phone: 870.722.8505; Fax: 870.722.8511

University of Arkansas Community College at Morrilton, Practical Nurse Program, 1537 University Blvd., Morrilton, AR 72110

Phone: 501.977.2152; Fax: 501.977.2049

University of Arkansas at Fort Smith, Practical Nurse Program, P. O. Box 3649, Fort Smith, AR 72913

Phone: 479.788.7840; Fax: 479.424.6856

U of A Monticello College of Technology – Crossett, Practical Nurse Program, 1326 Hwy. 52W, Crossett, AR 71635

Phone: 870.460.2025; Fax: 870.364.5717

U of A Monticello College of Technology – McGehee, Practical Nurse Program, P. O. Box 747, McGehee, AR 71654

Phone: 870.222.5360; Fax: 870.522.9906

University of Arkansas Cossatot, Practical Nurse Program, P. O. Box 960, DeQueen, AR 71832

Phone: 870.584.1147; Fax: 870.642.8212

University of Arkansas Phillips Community College, Practical Nurse Program, 1210 Ricebelt Ave., DeWitt, AR 72042

Phone: 870.946.3506 x 1612; Fax: 870.946.2644

University of Arkansas Pulaski Technical, Practical Nurse Program, 3000 West Scenic Drive, North Little Rock, AR 72118

Phone: 501.812.2286; Fax: 501.812.2391

University of Arkansas Rich Mountain, Practical Nurse Program, 1100 College Drive, Mena, AR 71953

Phone: 479.394.7622 x 1366; Fax: 479.394.2828

Preparing for Medication Assistant Certification

Arkansas State University – Mountain Home, 1600 S. College, Mountain Home, AR 72653

Phone: 870.508.6154; Fax: 870.508.6154

NURSES LICENSED IN ARKANSAS

	June 2017	June 2018	May 2019
REGISTERED NURSES			
Arkansas Residents	37,683	38,712	39,281
Nonresidents	3,548	3,665	2,837
TOTAL	41,231	42,377	42,118
Registered Nurse Practitioners*			
Arkansas Residents	478	442	418
Nonresidents	35	35	31
TOTAL	513	477	449
ADVANCED PRACTICE REGISTERED NURSES			
Arkansas Residents			
Certified Nurse Midwives	26	27	27
Certified Nurse Practitioners	2,260	2,576	2,926
Certified Registered Nurse Anesthetists	604	627	635
Clinical Nurse Specialists	153	147	140
TOTAL	3,043	3,377	3,728
Nonresidents			
Certified Nurse Midwives	7	6	5
Certified Nurse Practitioners	344	433	526
Certified Registered Nurse Anesthetists	184	172	164
Clinical Nurse Specialists	13	17	16
TOTAL	548	628	711
Prescriptive Authority			
Arkansas Residents	2,086	2,349	2,628
Nonresidents	191	200	234
TOTAL	2,277	2,549	2,862
LICENSED PRACTICAL NURSES			
Arkansas Residents	14,813	14,682	14,381
Nonresidents	677	645	481
TOTAL	15,490	15,327	14,862
LICENSED PSYCHIATRIC TECHNICIAN NURSES			
Arkansas Residents	83	74	69
Nonresidents	4	6	5
TOTAL	87	80	74
MEDICATION ASSISTANT CERTIFICATE			
Arkansas Residents	23	28	27
TOTAL	23	28	27
RETIRED NURSES (EMERITUS)			
Registered Nurses	255	197	55
Licensed Practical Nurses	76	64	20
TOTAL	331	261	75
TOTAL ALL BASIC LICENSURE CATEGORIES	*56,808	**58,412	***57,765

*Includes RNs, LPNs, LPTNs (excludes retired nurses)

**Includes RNs, LPNs, LPTNs, nonresident APRNs (excludes retired nurses)

***The statistical data gathered in this report represents the time period of 07/01/2018 - 05/31/2019. Includes RNs, LPNs, LPTNs, nonresident APRNs (excludes retired nurses)

CERTIFIED NURSE MIDWIVES RESIDING AND LICENSED IN ARKANSAS BY COUNTY OF RESIDENCE - 2019

COUNTY	2017	2018	2019	COUNTY	2017	2018	2019
BAXTER	2	2	2	GARLAND	0	0	1
BENTON	9	8	9	INDEPENDENCE	0	1	1
BOONE	1	1	1	MISSISSIPPI	1	1	1
CARROLL	1	1	1	PULASKI	6	7	6
CLEBURNE	1	1	0	SALINE	1	1	0
FAULKNER	1	0	0	SEBASTIAN	0	0	1
				WASHINGTON	3	4	4
TOTAL							
ARKANSAS RESIDENTS					27	27	27
NONRESIDENTS					8	6	5
TOTAL LICENSED					35	33	32

CERTIFIED NURSE MIDWIVES RESIDING AND LICENSED IN ARKANSAS BY EMPLOYMENT SETTING AND AGE - 2019

EMPLOYMENT	20-29	30-39	40-49	50-59	OVER 60	TOTAL
Clinic or Office	2	0	0	2	3	7
Hospital (Acute Inpatient Care)	1	0	1	0	2	4
No Entry	0	1	1	1	0	3
Not working in Nursing/Unemployed	0	0	0	0	5	5
Nursing Education Program	0	3	0	0	0	3
Other	0	1	0	0	0	1
Public/Community Health Service	0	0	0	0	1	1
School/Student Health Service	0	0	2	0	1	3
TOTAL	3	5	4	3	12	27

CERTIFIED NURSE MIDWIVES RESIDING AND LICENSED IN ARKANSAS BY EMPLOYMENT SETTING AND GENDER - 2019

EMPLOYMENT	FEMALE	MALE	TOTAL
Clinic or Office	7	0	7
Hospital (Acute Inpatient Care)	4	0	4
No Entry	3	0	3
Not working in Nursing/Unemployed	5	0	5
Nursing Education Program	3	0	3
Other	1	0	1
Public/Community Health Service	1	0	1
School/Student Health Service	3	0	3
TOTAL	27	0	27

***The statistical data gathered in this report represents the time period of 07/01/2018 - 05/31/2019

CERTIFIED NURSE MIDWIVES RESIDING AND LICENSED IN ARKANSAS BY EMPLOYMENT SETTING AND EDUCATION LEVEL - 2019

EMPLOYMENT	CERTIFICATE	DIPLOMA	ASSOCIATE	BACHELOR	MASTER	DOCTORATE	TOTAL
Clinic or Office	0	0	1	1	5	0	7
Hospital (Acute Inpatient Care)	0	0	0	0	4	0	7
No Entry	0	0	1	1	1	0	2
Not working in Nursing/Unemployed	0	0	0	1	4	0	2
Nursing Education Program	0	0	0	0	3	0	3
Other	0	0	0	0	1	0	4
Public/Community Health Service	0	0	0	0	1	0	2
School/Student Health Service	0	0	0	0	3	0	3
TOTAL	0	0	2	3	22	0	27

CERTIFIED NURSE MIDWIVES RESIDING AND LICENSED IN ARKANSAS BY COUNTY AND EDUCATION LEVEL - 2019

COUNTY	CERTIFICATE	DIPLOMA	ASSOCIATE	BACHELOR	MASTER	DOCTORATE	TOTAL
BAXTER	0	0	0	1	1	0	2
BENTON	0	0	1	0	8	0	9
BOONE	0	0	0	0	1	0	1
CARROLL	0	0	0	0	1	0	1
GARLAND	0	0	0	0	1	0	1
INDEPENDENCE	0	0	0	0	1	0	1
MISSISSIPPI	0	0	0	0	1	0	1
PULASKI	0	0	0	2	4	0	6
SEBASTIAN	0	0	0	0	1	0	1
WASHINGTON	0	0	1	0	3	0	4
TOTAL	0	0	2	3	22	0	27

CERTIFIED NURSE MIDWIVES RESIDING AND LICENSED IN ARKANSAS BY COUNTY AND AGE - 2019

COUNTY	20-29	30-39	40-49	50-59	OVER 60	TOTAL
BAXTER	0	0	0	0	2	2
BENTON	1	2	3	1	2	9
BOONE	0	0	0	1	0	1
CARROLL	0	0	0	0	1	1
CLEBURNE	1	0	0	0	0	1
INDEPENDENCE	0	0	0	0	1	1
MISSISSIPPI	0	0	0	0	1	1
PULASKI	0	2	1	0	3	6
SALINE	0	0	0	1	0	1
WASHINGTON	1	1	0	0	2	4
TOTAL	3	5	4	3	12	27

***The statistical data gathered in this report represents the time period of 07/01/2018 - 05/31/2019

CERTIFIED NURSE PRACTITIONERS RESIDING AND LICENSED IN ARKANSAS BY COUNTY OF RESIDENCE - 2019

COUNTY	2017	2018	2019	COUNTY	2017	2018	2019
ARKANSAS	14	24	28	LEE	3	3	4
ASHLEY	5	7	9	LINCOLN	3	5	5
BAXTER	42	49	51	LITTLE RIVER	7	11	11
BENTON	142	159	197	LOGAN	8	9	11
BOONE	26	29	31	LONOKE	53	58	69
BRADLEY	4	5	6	MADISON	7	9	10
CALHOUN	4	4	3	MARION	10	10	9
CARROLL	11	13	13	MILLER	22	26	27
CHICOT	5	5	6	MISSISSIPPI	18	21	22
CLARK	18	19	18	MONROE	5	6	7
CLAY	9	8	8	MONTGOMERY	1	2	3
CLEBURNE	14	16	17	NEVADA	3	5	5
CLEVELAND	8	11	15	NEWTON	0	1	1
COLUMBIA	17	20	22	OUACHITA	9	6	11
CONWAY	15	19	21	PERRY	4	7	6
CRAIGHEAD	136	152	186	PHILLIPS	9	10	11
CRAWFORD	26	30	34	PIKE	8	10	11
CRITTENDEN	35	35	34	POINSETT	12	11	13
CROSS	17	19	21	POLK	10	12	13
DALLAS	2	2	3	POPE	44	57	65
DESHA	3	6	6	PRAIRIE	4	6	7
DREW	11	15	17	PULASKI	435	484	524
FAULKNER	113	141	162	RANDOLPH	17	22	26
FRANKLIN	14	17	19	SAINT FRANCIS	9	9	11
FULTON	10	11	14	SALINE	176	194	219
GARLAND	88	98	109	SCOTT	4	4	5
GRANT	18	21	24	SEARCY	4	5	6
GREENE	55	65	72	SEBASTIAN	71	77	90
HEMPSTEAD	10	12	15	SEVIER	6	9	10
HOT SPRING	17	23	23	SHARP	11	11	12
HOWARD	5	5	6	STONE	6	8	9
INDEPENDENCE	27	33	41	UNION	33	33	34
IZARD	15	19	25	VAN BUREN	7	8	8
JACKSON	4	9	10	WASHINGTON	165	182	215
JEFFERSON	46	47	56	WHITE	61	67	72
JOHNSON	9	8	13	WOODRUFF	8	9	10
LAFAYETTE	3	3	3	YELL	5	4	7
LAWRENCE	4	6	9				
TOTAL							
ARKANSAS RESIDENTS					1,961	2,576	2,926
NONRESIDENTS					303	433	526
TOTAL LICENSED					2,264	3,009	3,452

***The statistical data gathered in this report represents the time period of 07/01/2018 - 05/31/2019

CERTIFIED NURSE PRACTITIONERS RESIDING AND LICENSED IN ARKANSAS BY EMPLOYMENT SETTING AND AGE - 2019

EMPLOYMENT	20-29	30-39	40-49	50-59	Over 60	TOTAL
Ambulatory Care	3	57	48	39	35	182
Clinic or Office	48	537	405	236	135	1361
Community Based Group Home	0	1	0	1	0	2
Drug/Alcohol Treatment Facility	0	0	1	0	0	1
Home Health Setting	0	8	9	6	4	27
Hospital (Acute Inpatient Care)	13	156	131	73	32	405
Managed Care	0	1	1	2	2	6
Military or Federal	1	2	20	14	10	47
No Entry	107	224	147	45	6	529
Not working in Nursing/Unemployed	3	9	18	9	32	71
Nursing Education Program	0	10	8	9	13	40
Nursing Home Extended Care Facility	5	33	19	10	6	73
Occupational Health	0	2	2	1	0	5
Other	1	30	18	11	24	84
Public/Community Health Service	1	19	20	12	12	64
Regulatory	0	0	0	0	3	3
School/Student Health Service	0	8	8	5	0	21
Self-Employed/Consultant	0	1	2	1	1	5
TOTAL	182	1,098	857	474	315	2,926

CERTIFIED NURSE PRACTITIONERS RESIDING AND LICENSED IN ARKANSAS BY EMPLOYMENT SETTING AND GENDER - 2019

EMPLOYMENT	FEMALE	MALE	TOTAL
Ambulatory Care	169	13	182
Clinic or Office	1,235	126	1,361
Community Based Group Home	1	1	2
Drug/Alcohol Treatment Facility	1	0	1
Home Health Setting	26	1	27
Hospital (Acute Inpatient Care)	357	48	405
Managed Care	6	0	6
Military or Federal	42	5	47
No Entry	476	53	529
Not working in Nursing/Unemployed	69	2	71
Nursing Education Program	35	5	40
Nursing Home Extended Care Facility	68	5	73
Occupational Health	5	0	5
Other	79	5	84
Public/Community Health Service	60	4	64
Regulatory	2	1	3
School/Student Health Service	20	1	21
Self-Employed/Consultant	4	1	5
TOTAL	2,655	271	2,926

***The statistical data gathered in this report represents the time period of 07/01/2018 - 05/31/2019

CERTIFIED NURSE PRACTITIONERS RESIDING AND LICENSED IN ARKANSAS BY EMPLOYMENT SETTING AND EDUCATION LEVEL - 2019

EMPLOYMENT	CERTIFICATE	DIPLOMA	ASSOCIATE	BACHELOR	MASTER	DOCTORATE	NOT GIVEN	TOTAL
Ambulatory Care	0	0	0	0	161	21	0	182
Clinic or Office	0	1	7	23	1,229	101	0	1,361
Community Based Group Home	0	0	0	0	1	1	0	2
Drug/Alcohol Treatment Facility	0	0	0	0	1	0	0	1
Home Health Setting	0	0	0	0	27	0	0	27
Hospital (Acute Inpatient Care)	0	0	0	2	359	44	0	405
Managed Care	0	0	0	1	4	1	0	6
Military or Federal	0	1	0	1	40	5	0	47
No Entry	96	56	103	243	23	0	8	529
Not working in Nursing/Unemployed	0	0	2	7	59	3	0	71
Nursing Education Program	0	0	0	0	18	22	0	40
Nursing Home Extended Care Facility	0	0	0	1	69	3	0	73
Occupational Health	0	0	0	0	4	1	0	5
Other	0	0	1	5	68	10	0	84
Public/Community Health Service	0	0	3	3	54	4	0	64
Regulatory	0	0	0	0	2	1	0	3
School/Student Health Service	0	0	0	0	20	1	0	21
Self-Employed/Consultant	0	0	0	0	5	0	0	5
TOTAL	96	58	116	286	2,144	218	8	2,926

CERTIFIED NURSE PRACTITIONERS RESIDING AND LICENSED IN ARKANSAS BY COUNTY AND EDUCATION LEVEL - 2019

COUNTY	CERTIFICATE	DIPLOMA	ASSOCIATE	BACHELOR	MASTER	DOCTORATE	NOT GIVEN	TOTAL
ARKANSAS	1	0	2	3	21	1	0	28
ASHLEY	0	1	0	1	7	0	0	9
BAXTER	2	2	5	1	40	1	0	51
BENTON	2	0	15	14	153	13	0	197
BOONE	1	1	2	0	26	1	0	31
BRADLEY	0	1	0	1	4	0	0	6
CALHOUN	0	0	0	0	3	0	0	3
CARROLL	0	0	0	1	10	2	0	13
CHICOT	1	0	0	1	4	0	0	6
CLARK	1	1	0	0	15	1	0	18
CLAY	0	0	1	1	6	0	0	8
CLEBURNE	1	0	0	0	14	2	0	17
CLEVELAND	1	1	0	1	12	0	0	15
COLUMBIA	0	0	1	0	21	0	0	22
CONWAY	1	0	0	2	16	2	0	21
CRAIGHEAD	10	0	6	21	137	10	2	186
CRAWFORD	1	0	5	5	23	0	0	34
CRITTENDEN	0	0	3	1	27	3	0	34
CROSS	1	1	1	2	16	0	0	21
DALLAS	0	0	0	1	1	1	0	3
DESHA	2	0	0	1	3	0	0	6
DREW	0	0	0	3	12	2	0	17

***The statistical data gathered in this report represents the time period of 07/01/2018 - 05/31/2019

continued

CERTIFIED NURSE PRACTITIONERS RESIDING AND LICENSED IN ARKANSAS BY COUNTY AND EDUCATION LEVEL - 2019

COUNTY	CERTIFICATE	DIPLOMA	ASSOCIATE	BACHELOR	MASTER	DOCTORATE	NOT GIVEN	TOTAL
FAULKNER	3	4	3	17	123	11	1	162
FRANKLIN	0	0	1	1	15	2	0	19
FULTON	1	0	0	2	10	1	0	14
GARLAND	1	1	5	7	93	2	0	109
GRANT	2	1	1	1	16	2	1	24
GREENE	4	1	0	5	53	9	0	72
HEMPSTEAD	0	0	2	3	8	1	1	15
HOT SPRING	0	0	2	0	19	2	0	23
HOWARD	1	0	0	0	4	1	0	6
INDEPENDENCE	7	0	3	4	25	2	0	41
IZARD	4	0	2	1	17	1	0	25
JACKSON	2	0	0	2	6	0	0	10
JEFFERSON	3	4	0	2	39	8	0	56
JOHNSON	0	0	0	2	10	1	0	13
LAFAYETTE	0	0	0	0	3	0	0	3
LAWRENCE	1	0	2	2	4	0	0	9
LEE	0	0	1	0	3	0	0	4
LINCOLN	0	1	0	1	2	1	0	5
LITTLE RIVER	1	0	0	2	8	0	0	11
LOGAN	0	0	0	2	8	1	0	11
LONOKE	0	5	5	3	50	6	0	69
MADISON	0	0	1	1	8	0	0	10
MARION	0	0	0	1	7	1	0	9
MILLER	3	0	1	1	20	2	0	27
MISSISSIPPI	0	0	2	1	19	0	0	22
MONROE	0	0	1	1	5	0	0	7
MONTGOMERY	1	0	0	0	2	0	0	3
NEVADA	0	0	1	0	4	0	0	5
NEWTON	0	0	0	0	1	0	0	1
OUACHITA	0	2	1	1	7	0	0	11
PERRY	1	0	0	0	4	1	0	6
PHILLIPS	1	0	0	0	7	3	0	11
PIKE	1	0	0	2	8	0	0	11
POINSETT	0	1	1	1	10	0	0	13
POLK	0	0	1	0	11	1	0	13
POPE	0	0	1	10	47	7	0	65
PRAIRIE	0	1	1	1	4	0	0	7
PULASKI	14	11	12	64	368	55	0	524
RANDOLPH	6	0	0	2	17	1	0	26
SAINT FRANCIS	0	0	3	0	6	2	0	11
SALINE	5	12	6	20	162	11	3	219
SCOTT	0	0	0	0	5	0	0	5
SEARCY	0	0	1	2	3	0	0	6

***The statistical data gathered in this report represents the time period of 07/01/2018 - 05/31/2019

continued

CERTIFIED NURSE PRACTITIONERS RESIDING AND LICENSED IN ARKANSAS BY COUNTY AND EDUCATION LEVEL - 2019

COUNTY	CERTIFICATE	DIPLOMA	ASSOCIATE	BACHELOR	MASTER	DOCTORATE	NOT GIVEN	TOTAL
SEBASTIAN	0	0	3	9	65	13	0	90
SEVIER	3	0	0	1	5	1	0	10
SHARP	1	1	0	1	8	1	0	12
STONE	2	0	0	1	6	0	0	9
UNION	0	0	2	2	27	3	0	34
VAN BUREN	0	0	0	1	7	0	0	8
WASHINGTON	1	3	7	33	154	17	0	215
WHITE	1	1	3	9	53	5	0	72
WOODRUFF	1	1	0	0	6	2	0	10
YELL	0	0	0	2	4	1	0	7
TOTAL	96	58	116	284	2,147	217	8	2,926

CERTIFIED NURSE PRACTITIONERS RESIDING AND LICENSED IN ARKANSAS BY COUNTY AND AGE- 2019

COUNTY	20-29	30-39	40-49	50-59	OVER 60	TOTAL
ARKANSAS	2	8	8	9	1	28
ASHLEY	1	3	3	2	0	9
BAXTER	3	15	12	12	9	51
BENTON	15	75	64	27	16	197
BOONE	2	5	12	5	7	31
BRADLEY	0	1	4	0	1	6
CALHOUN	0	3	0	0	0	3
CARROLL	0	1	2	7	3	13
CHICOT	2	3	1	0	0	6
CLARK	1	6	6	3	2	18
CLAY	1	2	3	1	1	8
CLEBURNE	1	6	8	1	1	17
CLEVELAND	0	6	7	2	0	15
COLUMBIA	1	11	6	1	3	22
CONWAY	2	7	6	4	2	21
CRAIGHEAD	16	87	53	23	7	186
CRAWFORD	0	14	9	8	3	34
CRITTENDEN	1	12	9	4	8	34
CROSS	1	10	6	3	1	21
DALLAS	0	1	0	2	0	3
DESHA	1	2	2	0	1	6
DREW	2	10	2	1	2	17
FAULKNER	12	67	56	19	8	162
FRANKLIN	0	10	4	3	2	19
FULTON	1	3	5	4	1	14
GARLAND	1	32	39	25	12	109
GRANT	1	8	9	5	1	24
GREENE	4	31	23	10	4	72
HEMPSTEAD	1	7	2	2	3	15
HOT SPRING	1	11	8	2	1	23

***The statistical data gathered in this report represents the time period of 07/01/2018 - 05/31/2019

continued

CERTIFIED NURSE PRACTITIONERS RESIDING AND LICENSED IN ARKANSAS BY COUNTY AND AGE- 2019

COUNTY	20-29	30-39	40-49	50-59	OVER 60	TOTAL
HOWARD	0	2	3	0	1	6
INDEPENDENCE	1	14	16	5	5	41
IZARD	0	3	10	7	5	25
JACKSON	0	4	2	3	1	10
JEFFERSON	2	25	12	13	4	56
JOHNSON	1	4	4	1	3	13
LAFAYETTE	1	0	2	0	0	3
LAWRENCE	2	2	3	2	0	9
LEE	0	0	2	2	0	4
LINCOLN	1	1	1	1	1	5
LITTLE RIVER	0	4	5	1	1	11
LOGAN	1	4	3	2	1	11
LONOKE	4	26	20	16	3	69
MADISON	0	4	4	1	1	10
MARION	0	2	3	2	2	9
MILLER	0	9	9	4	5	27
MISSISSIPPI	1	6	5	5	5	22
MONROE	1	1	2	2	1	7
MONTGOMERY	1	1	0	1	0	3
NEVADA	0	2	2	1	0	5
NEWTON	0	1	0	0	0	1
OUACHITA	1	5	3	0	2	11
PERRY	1	2	1	2	0	6
PHILLIPS	0	1	2	4	4	11
PIKE	0	5	3	1	2	11
POINSETT	2	4	4	1	2	13
POLK	0	3	3	3	4	13
POPE	9	25	17	8	6	65
PRAIRIE	0	3	1	1	2	7
PULASKI	32	218	141	73	60	524
RANDOLPH	1	14	7	3	1	26
SAINT. FRANCIS	1	1	0	5	4	11
SALINE	15	103	56	32	13	219
SCOTT	1	1	1	2	0	5
SEARCY	0	3	0	2	1	6
SEBASTIAN	5	26	23	27	9	90
SEVIER	1	3	4	2	0	10
SHARP	1	3	2	1	5	12
STONE	1	4	2	2	0	9
UNION	2	11	11	5	5	34
VAN BUREN	0	3	2	0	3	8
WASHINGTON	13	72	65	28	37	215
WHITE	3	20	22	14	13	72
WOODRUFF	1	2	6	0	1	10
YELL	1	2	3	1	0	7
TOTAL	180	1,106	856	471	313	2,926

***The statistical data gathered in this report represents the time period of 07/01/2018 - 05/31/2019

CERTIFIED REGISTERED NURSE ANESTHETISTS RESIDING AND LICENSED IN ARKANSAS BY COUNTY OF RESIDENCE - 2019

COUNTY	2017	2018	2019	COUNTY	2017	2018	2019
ARKANSAS	4	5	6	INDEPENDENCE	14	15	15
ASHLEY	3	3	3	JACKSON	2	3	3
BAXTER	10	11	9	JEFFERSON	10	10	11
BENTON	56	58	61	JOHNSON	3	2	2
BOONE	5	5	6	LAFAYETTE	2	1	2
BRADLEY	2	3	3	LINCOLN	1	1	1
CARROLL	5	5	5	LOGAN	1	2	2
CHICOT	2	2	0	LONOKE	12	11	11
CLARK	3	3	3	MADISON	0	1	1
CLAY	2	1	1	MILLER	2	2	2
CLEBURNE	2	2	2	MISSISSIPPI	1	1	2
CLEVELAND	1	2	2	MONTGOMERY	0	0	1
COLUMBIA	2	2	2	OUACHITA	2	2	2
CONWAY	3	3	3	PERRY	2	0	0
CRAIGHEAD	56	53	54	PIKE	0	0	1
CRAWFORD	4	4	5	POINSETT	2	2	1
CRITTENDEN	9	9	9	POLK	2	2	2
CROSS	1	1	1	POPE	4	4	4
DALLAS	1	1	1	PULASKI	152	161	155
DREW	2	2	2	RANDOLPH	2	2	1
FAULKNER	38	42	42	SAINT FRANCIS	3	4	3
GARLAND	31	32	36	SALINE	53	54	56
GRANT	3	4	4	SEARCY	1	1	1
GREENE	8	9	10	SEBASTIAN	24	25	25
HEMPSTEAD	2	2	2	STONE	2	2	2
HOT SPRING	3	2	2	UNION	6	6	6
HOWARD	1	1	1	WASHINGTON	29	31	33
				WHITE	13	13	14
				YELL	2	1	1
TOTAL							
ARKANSAS RESIDENTS					582	627	635
NONRESIDENTS					190	172	164
TOTAL					749	799	799

***The statistical data gathered in this report represents the time period of 07/01/2018 - 05/31/2019

CERTIFIED REGISTERED NURSE ANESTHETISTS RESIDING AND LICENSED IN ARKANSAS BY EMPLOYMENT SETTING AND AGE - 2019

EMPLOYMENT	20-29	30-39	40-49	50-59	OVER 60	TOTAL
Employment	20-29	30-39	40-49	50-59	Over 60	Total
Ambulatory Care	0	9	32	11	12	64
Clinic or Office	0	2	3	1	4	10
Hospital (Acute Inpatient Care)	9	154	168	76	70	477
Military or Federal	0	1	1	4	4	10
No Entry	4	30	4	4	1	43
Not working in Nursing/Unemployed	0	2	0	1	3	6
Nursing Education Program	0	0	1	1	0	2
Other	0	3	3	5	4	15
Self-Employed/Consultant	0	1	1	3	3	8
TOTAL	13	202	213	106	101	635

CERTIFIED REGISTERED NURSE ANESTHETISTS RESIDING AND LICENSED IN ARKANSAS BY EMPLOYMENT SETTING AND GENDER - 2019

EMPLOYMENT	FEMALE	MALE	TOTAL
Ambulatory Care	30	34	64
Clinic or Office	7	3	10
Hospital (Acute Inpatient Care)	201	276	477
Military or Federal	2	8	10
No Entry	21	22	43
Not working in Nursing/Unemployed	4	2	6
Nursing Education Program	1	1	2
Other	3	12	15
Self-Employed/Consultant	3	5	8
TOTAL	272	363	635

CERTIFIED REGISTERED NURSE ANESTHETISTS RESIDING AND LICENSED IN ARKANSAS BY EMPLOYMENT SETTING AND EDUCATION LEVEL - 2019

EMPLOYMENT	CERTIFICATE	DIPLOMA	ASSOCIATE	BACHELOR	MASTER	DOCTORATE	NOT GIVEN	TOTAL
Ambulatory Care	0	3	4	8	48	1	0	64
Clinic or Office	0	0	0	4	6	0	0	10
Hospital (Acute Inpatient Care)	0	5	22	49	380	21	0	477
Military or Federal	0	1	2	3	3	1	0	10
No Entry	3	4	10	24	1	1	0	43
Not working in Nursing/Unemployed	0	1	0	1	3	1	0	6
Nursing Education Program	0	0	0	0	0	2	0	2
Other	0	0	2	3	9	1	0	15
Self-Employed/Consultant	0	1	1	2	4	0	0	8
TOTAL	3	15	41	94	454	28	0	635

***The statistical data gathered in this report represents the time period of 07/01/2018 - 05/31/2019

CERTIFIED REGISTERED NURSE ANESTHETISTS RESIDING AND LICENSED IN ARKANSAS BY COUNTY AND EDUCATION LEVEL - 2019

COUNTY	CERTIFICATE	DIPLOMA	ASSOCIATE	BACHELOR	MASTER	DOCTORATE	TOTAL
ARKANSAS	0	0	1	1	4	0	6
ASHLEY	0	0	0	2	0	1	3
BAXTER	0	0	1	1	7	0	9
BENTON	0	2	2	8	43	6	61
BOONE	0	1	0	0	5	0	6
BRADLEY	0	0	0	2	1	0	3
CARROLL	0	0	1	3	1	0	5
CLARK	0	0	0	1	2	0	3
CLAY	0	0	0	0	1	0	1
CLEBURNE	0	0	1	0	1	0	2
CLEVELAND	0	0	0	1	1	0	2
COLUMBIA	0	0	2	0	0	0	2
CONWAY	0	1	0	0	2	0	3
CRAIGHEAD	0	1	3	9	38	3	54
CRAWFORD	0	0	0	1	4	0	5
CRITTENDEN	0	0	0	0	7	2	9
CROSS	0	0	0	0	1	0	1
DALLAS	0	0	0	0	1	0	1
DREW	0	0	0	1	1	0	2
FAULKNER	0	0	0	8	34	0	42
GARLAND	0	0	2	6	27	1	36
GRANT	1	0	0	0	3	0	4
GREENE	0	0	0	1	7	2	10
HEMPSTEAD	0	0	0	0	2	0	2
HOT SPRING	0	0	0	2	0	0	2
HOWARD	0	0	0	1	0	0	1
INDEPENDENCE	1	0	0	1	13	0	15
JACKSON	0	0	0	1	2	0	3
JEFFERSON	0	0	0	0	11	0	11
JOHNSON	0	0	1	0	1	0	2
LAFAYETTE	0	0	0	0	2	0	2
LINCOLN	0	0	0	0	0	1	1
LOGAN	0	0	0	1	1	0	2
LONOKE	0	0	1	0	10	0	11
MADISON	0	0	0	0	0	1	1
MILLER	0	0	0	0	2	0	2
MISSISSIPPI	0	0	0	1	1	0	2
MONTGOMERY	0	0	0	1	0	0	1
OUACHITA	0	0	1	0	1	0	2
PIKE	0	0	1	0	0	0	1
POINSETT	0	0	0	0	1	0	1
POLK	0	0	0	0	2	0	2
POPE	0	0	0	1	3	0	4
PULASKI	1	7	13	25	106	3	155
RANDOLPH	0	0	0	0	1	0	1

***The statistical data gathered in this report represents the time period of 07/01/2018 - 05/31/2019

continued

CERTIFIED REGISTERED NURSE ANESTHETISTS RESIDING AND LICENSED IN ARKANSAS BY COUNTY AND EDUCATION LEVEL - 2019

COUNTY	CERTIFICATE	DIPLOMA	ASSOCIATE	BACHELOR	MASTER	DOCTORATE	TOTAL
SAINT FRANCIS	0	0	0	0	3	0	3
SALINE	0	3	4	3	45	1	56
SEARCY	0	0	0	0	1	0	1
SEBASTIAN	0	0	2	1	21	1	25
STONE	0	0	1	0	0	1	2
UNION	0	0	0	3	3	0	6
WASHINGTON	0	0	3	5	21	4	33
WHITE	0	0	0	3	10	1	14
YELL	0	0	1	0	0	0	1
TOTAL	3	15	41	94	454	28	635

CERTIFIED REGISTERED NURSE ANESTHETISTS RESIDING AND LICENSED IN ARKANSAS BY COUNTY AND AGE - 2019

COUNTY	20-29	30-39	40-49	50-59	OVER 60	TOTAL
ARKANSAS	0	2	3	0	1	6
ASHLEY	1	0	0	1	1	3
BAXTER	0	1	3	4	1	9
BENTON	0	20	22	12	7	61
BOONE	0	0	1	4	1	6
BRADLEY	0	2	0	1	0	3
CARROLL	0	0	0	1	4	5
CLARK	0	1	1	0	1	3
CLAY	0	0	0	1	0	1
CLEBURNE	0	0	1	0	1	2
CLEVELAND	0	0	1	0	1	2
COLUMBIA	0	0	0	0	2	2
CONWAY	0	0	1	1	1	3
CRAIGHEAD	0	16	22	6	10	54
CRAWFORD	0	1	1	1	2	5
CRITTENDEN	0	3	4	2	0	9
CROSS	0	1	0	0	0	1
DALLAS	0	0	1	0	0	1
DREW	0	1	0	0	1	2
FAULKNER	2	15	12	11	2	42
GARLAND	0	15	9	6	6	36
GRANT	0	0	3	1	0	4
GREENE	0	4	2	4	0	10
HEMPSTEAD	0	1	0	1	0	2
HOT SPRING	0	0	0	1	1	2
HOWARD	0	0	0	0	1	1
HOWARD	0	0	0	0	1	1

COUNTY	20-29	30-39	40-49	50-59	OVER 60	TOTAL
INDEPENDENCE	0	3	10	0	2	15
JACKSON	0	1	2	0	0	3
JEFFERSON	0	2	5	4	0	11
JOHNSON	0	1	0	0	1	2
LAFAYETTE	0	0	2	0	0	2
LINCOLN	0	1	0	0	0	1
LOGAN	0	1	0	0	1	2
LONOKE	1	3	4	1	2	11
MADISON	0	1	0	0	0	1
MILLER	0	0	2	0	0	2
MISSISSIPPI	0	0	1	0	1	2
MONTGOMERY	0	0	0	0	1	1
OUACHITA	0	0	1	0	1	2
PIKE	0	0	0	0	1	1
POINSETT	0	0	0	1	0	1
POLK	0	0	1	0	1	2
POPE	0	0	3	0	1	4
PULASKI	6	55	40	25	29	155
RANDOLPH	0	1	0	0	0	1
SAINT FRANCIS	0	0	1	2	0	3
SALINE	1	22	23	4	6	56
SEARCY	0	1	0	0	0	1
SEBASTIAN	0	8	13	2	2	25
STONE	0	0	0	1	1	2
UNION	0	2	2	1	1	6
WASHINGTON	1	13	10	4	5	33
WHITE	1	4	6	3	0	14
YELL	0	0	0	0	1	1
TOTAL	13	202	213	106	101	635

***The statistical data gathered in this report represents the time period of 07/01/2018 - 05/31/2019

CLINICAL NURSE SPECIALISTS RESIDING AND LICENSED IN ARKANSAS BY COUNTY OF RESIDENCE - 2019

COUNTY	2017	2018	2019	COUNTY	2017	2018	2019
ARKANSAS	0	1	1	LOGAN	1	1	1
BAXTER	3	3	3	LONOKE	2	3	3
BENTON	9	9	9	MADISON	1	1	1
BOONE	1	1	1	MARION	1	1	1
CARROLL	2	1	1	MISSISSIPPI	0	1	1
CLARK	1	1	1	MONTGOMERY	1	0	0
CLEBURNE	2	2	2	PIKE	1	1	1
CRAIGHEAD	27	28	26	POINSETT	1	2	2
CRAWFORD	1	1	1	POPE	1	1	0
CROSS	1	0	0	PULASKI	37	32	27
FAULKNER	5	7	7	RANDOLPH	2	2	2
FRANKLIN	1	1	1	SALINE	5	5	4
FULTON	1	1	1	SEBASTIAN	3	3	3
GARLAND	4	2	3	SHARP	1	0	0
GRANT	1	1	1	STONE	1	1	1
GREENE	3	3	3	UNION	1	1	1
INDEPENDENCE	2	2	3	WASHINGTON	21	20	19
JACKSON	1	1	1	WHITE	6	5	5
JEFFERSON	1	1	1	WOODRUFF	1	1	1
JOHNSON	0	0	1				
TOTAL							
ARKANSAS RESIDENTS					146	147	140
NONRESIDENTS					12	17	16
TOTAL LICENSED					158	164	156

CLINICAL NURSE SPECIALISTS RESIDING AND LICENSED IN ARKANSAS BY EMPLOYMENT SETTING AND AGE - 2019

EMPLOYMENT	20-29	30-39	40-49	50-59	OVER 60	TOTAL
Ambulatory Care	0	1	3	5	2	11
Clinic or Office	0	8	15	8	14	45
Home Health Setting	0	1	0	2	3	6
Hospital (Acute Inpatient Care)	0	12	6	14	6	38
Military or Federal	0	0	1	3	4	8
No Entry	0	1	1	0	2	4
Not working in Nursing/Unemployed	0	1	0	0	2	3
Nursing Education Program	0	0	2	8	3	13
Nursing Home Extended Care Facility	0	1	0	0	1	2
Other	0	1	2	1	3	7
Public/Community Health Service	0	0	1	0	0	1
Self-Employed/Consultant	0	0	0	1	1	2
TOTAL	0	26	31	42	41	140

***The statistical data gathered in this report represents the time period of 07/01/2018 - 05/31/2019

CLINICAL NURSE SPECIALISTS RESIDING AND LICENSED IN ARKANSAS BY EMPLOYMENT SETTING AND GENDER - 2019

EMPLOYMENT	FEMALE	MALE	TOTAL
Ambulatory Care	11	0	11
Clinic or Office	44	1	45
Home Health Setting	6	0	6
Hospital (Acute Inpatient Care)	36	2	38
Military or Federal	7	1	8
No Entry	3	1	4
Not working in Nursing/Unemployed	2	1	3
Nursing Education Program	13	0	13
Nursing Home Extended Care Facility	2	0	2
Other	7	0	7
Public/Community Health Service	1	0	1
Self-Employed/Consultant	2	0	2
TOTAL	134	6	140

CLINICAL NURSE SPECIALISTS RESIDING AND LICENSED IN ARKANSAS BY EMPLOYMENT SETTING AND EDUCATION LEVEL - 2019

EMPLOYMENT	CERTIFICATE	DIPLOMA	ASSOCIATE	BACHELOR	MASTER	DOCTORATE	TOTAL
Ambulatory Care	0	0	0	0	8	3	11
Clinic or Office	0	0	0	0	40	5	45
Home Health Setting	0	0	0	0	6	0	6
Hospital (Acute Inpatient Care)	0	0	0	0	32	6	38
Military or Federal	0	0	0	0	5	3	8
No Entry	1	0	2	1	0	0	4
Not working in Nursing/Unemployed	0	0	0	0	3	0	3
Nursing Education Program	0	0	0	0	3	10	13
Nursing Home Extended Care Facility	0	0	0	0	2	0	2
Other	0	0	0	0	4	3	7
Public/Community Health Service	0	0	0	0	0	1	1
Self-Employed/Consultant	0	0	0	0	2	0	2
TOTAL	1	0	2	1	105	31	140

***The statistical data gathered in this report represents the time period of 07/01/2018 - 05/31/2019

CLINICAL NURSE SPECIALISTS RESIDING AND LICENSED IN ARKANSAS BY COUNTY AND EDUCATION LEVEL - 2019

COUNTY	CERTIFICATE	DIPLOMA	ASSOCIATE	BACHELOR	MASTER	DOCTORATE	TOTAL
ARKANSAS	0	0	0	0	0	1	1
BAXTER	0	0	0	0	3	0	3
BENTON	0	0	0	0	7	2	9
BOONE	0	0	0	0	1	0	1
CARROLL	0	0	1	0	0	0	1
CLARK	0	0	0	0	1	0	1
CLEBURNE	0	0	0	0	2	0	2
CRAIGHEAD	0	0	0	1	21	4	26
CRAWFORD	0	0	0	0	1	0	1
FAULKNER	0	0	0	0	6	1	7
FRANKLIN	0	0	0	0	1	0	1
FULTON	0	0	0	0	1	0	1
GARLAND	0	0	0	0	3	0	3
GRANT	0	0	0	0	0	1	1
GREENE	0	0	0	0	2	1	3
INDEPENDENCE	0	0	0	0	1	2	3
JACKSON	0	0	0	0	1	0	1
JEFFERSON	0	0	0	0	0	1	1
JOHNSON	0	0	0	0	0	1	1
LOGAN	0	0	0	0	1	0	1
LONOKE	0	0	0	0	1	2	3
MADISON	0	0	0	0	1	0	1
MARION	0	0	0	0	1	0	1
MISSISSIPPI	0	0	0	0	1	0	1
PIKE	0	0	0	0	1	0	1
POINSETT	0	0	0	0	2	0	2
PULASKI	1	0	0	0	20	6	27
RANDOLPH	0	0	0	0	2	0	2
SALINE	0	0	0	0	3	1	4
SEBASTIAN	0	0	0	0	2	1	3
STONE	0	0	0	0	1	0	1
UNION	0	0	0	0	0	1	1
WASHINGTON	0	0	1	0	14	4	19
WHITE	0	0	0	0	4	1	5
WOODRUFF	0	0	0	0	0	1	1
TOTAL	1	0	2	1	105	31	140

***The statistical data gathered in this report represents the time period of 07/01/2018 - 05/31/2019

CLINICAL NURSE SPECIALISTS RESIDING AND LICENSED IN ARKANSAS BY COUNTY AND AGE - 2019

COUNTY	20-29	30-39	40-49	50-59	OVER 60	TOTAL
ARKANSAS	0	0	0	1	0	1
BAXTER	0	0	1	2	0	3
BENTON	0	1	3	2	3	9
BOONE	0	1	0	0	0	1
CARROLL	0	0	0	0	1	1
CLARK	0	0	0	0	1	1
CLEBURNE	0	0	0	1	1	2
CRAIGHEAD	0	7	9	7	3	26
CRAWFORD	0	0	0	1	0	1
FAULKNER	0	1	0	3	3	7
FRANKLIN	0	0	0	0	1	1
FULTON	0	0	0	1	0	1
GARLAND	0	0	0	2	1	3
GRANT	0	0	1	0	0	1
GREENE	0	1	1	1	0	3
INDEPENDENCE	0	1	1	1	0	3
JACKSON	0	0	1	0	0	1
JEFFERSON	0	1	0	0	0	1
JOHNSON	0	0	0	1	0	1
LOGAN	0	0	0	0	1	1
LONOKE	0	0	0	2	1	3
MADISON	0	0	0	1	0	1
MARION	0	0	1	0	0	1
MISSISSIPPI	0	0	0	0	1	1
PIKE	0	0	0	1	0	1
POINSETT	0	1	1	0	0	2
PULASKI	0	2	6	6	13	37
RANDOLPH	0	0	0	2	0	2
SALINE	0	1	0	1	2	4
SEBASTIAN	0	0	0	1	2	3
STONE	0	1	0	0	0	1
UNION	0	0	0	1	0	1
WASHINGTON	0	7	4	2	6	19
WHITE	0	1	1	2	1	5
WOODRUFF	0	0	1	0	0	1
TOTAL	0	26	31	42	41	140

***The statistical data gathered in this report represents the time period of 07/01/2018 - 05/31/2019

LICENSED PRACTICAL NURSES RESIDING AND LICENSED IN ARKANSAS BY COUNTY OF RESIDENCE - 2019

COUNTY	2017	2018	2019	COUNTY	2017	2018	2019
ARKANSAS	136	140	141	LEE	33	33	33
ASHLEY	174	170	171	LINCOLN	79	74	73
BAXTER	253	248	249	LITTLE RIVER	100	100	102
BENTON	594	621	629	LOGAN	169	167	161
BOONE	163	169	173	LONOKE	333	340	325
BRADLEY	112	114	118	MADISON	55	57	62
CALHOUN	53	51	43	MARION	73	69	66
CARROLL	58	62	62	MILLER	279	274	273
CHICOT	54	50	43	MISSISSIPPI	189	198	192
CLARK	107	109	108	MONROE	22	22	19
CLAY	112	110	107	MONTGOMERY	64	63	59
CLEBURNE	129	117	114	NEVADA	75	69	59
CLEVELAND	66	67	66	NEWTON	32	32	32
COLUMBIA	114	116	112	OUACHITA	188	192	181
CONWAY	138	128	126	PERRY	78	77	69
CRAIGHEAD	618	621	644	PHILLIPS	62	57	52
CRAWFORD	340	332	342	PIKE	85	84	79
CRITTENDEN	191	196	180	POINSETT	140	143	153
CROSS	101	99	105	POLK	167	164	167
DALLAS	66	65	61	POPE	234	237	237
DESHA	68	74	74	PRAIRIE	38	39	39
DREW	127	125	124	PULASKI	1,494	1,412	1,357
FAULKNER	593	587	583	RANDOLPH	140	144	141
FRANKLIN	150	151	147	SAINT FRANCIS	93	83	85
FULTON	127	127	120	SALINE	544	558	560
GARLAND	540	537	511	SCOTT	77	77	78
GRANT	127	115	115	SEARCY	53	55	55
GREENE	283	274	260	SEBASTIAN	513	504	503
HEMPSTEAD	151	162	142	SEVIER	135	139	127
HOT SPRING	247	256	242	SHARP	158	155	149
HOWARD	121	111	108	STONE	103	106	106
INDEPENDENCE	276	274	269	UNION	373	374	353
IZARD	153	154	156	VAN BUREN	115	104	98
JACKSON	103	112	119	WASHINGTON	625	634	618
JEFFERSON	383	368	355	WHITE	438	415	396
JOHNSON	95	100	98	WOODRUFF	43	37	36
LAFAYETTE	59	64	58	YELL	95	89	87
LAWRENCE	137	129	124				
TOTAL							
ARKANSAS RESIDENTS					14,941	14,682	14,381
NONRESIDENTS					616	645	481
TOTAL LICENSED					15,557	15,327	14,862

***The statistical data gathered in this report represents the time period of 07/01/2018 - 05/31/2019

LICENSED PRACTICAL NURSES RESIDING AND LICENSED IN ARKANSAS BY EMPLOYMENT SETTING AND AGE - 2019

EMPLOYMENT	20-29	30-39	40-49	50-59	OVER 60	TOTAL
Ambulatory Care	14	29	27	37	40	147
Camp	0	2	1	2	0	5
Clinic or Office	554	975	881	657	424	3,491
Community Based Group Home	4	12	19	14	27	76
Drug/Alcohol Treatment Facility	4	8	8	5	8	33
Home Health Setting	72	191	194	136	127	720
Hospital (Acute Inpatient Care)	236	311	271	288	256	1,362
Managed Care	5	13	23	29	14	84
Military or Federal	3	16	18	21	14	72
No Entry	696	397	226	91	56	1,466
Not working in Nursing/Unemployed	105	275	278	275	402	1,335
Nursing Education Program	0	8	7	5	4	24
Nursing Home Extended Care Facility	586	1,081	1,065	842	524	4,098
Occupational Health	2	11	18	29	29	89
Other	65	153	178	183	203	782
Public/Community Health Service	25	47	55	58	33	218
Regulatory	0	0	2	0	1	3
School/Student Health Service	12	88	82	90	82	354
Self-Employed/Consultant	0	2	5	6	9	22
TOTAL	2,383	3,619	3,358	2,768	2,253	14,381

LICENSED PRACTICAL NURSES RESIDING AND LICENSED IN ARKANSAS BY EMPLOYMENT SETTING AND GENDER - 2019

EMPLOYMENT	FEMALE	MALE	TOTAL
Ambulatory Care	133	14	147
Camp	5	0	5
Clinic or Office	3,362	129	3,491
Community Based Group Home	70	6	76
Drug/Alcohol Treatment Facility	31	2	33
Home Health Setting	680	40	720
Hospital (Acute Inpatient Care)	1,169	193	1,362
Managed Care	80	4	84
Military or Federal	57	15	72
No Entry	1,319	147	1,466
Not Working in Nursing / Unemployed	1,250	85	1,335
Nursing Education Program	23	1	24
Nursing Home Extended Care Facility	3,770	328	4,098
Occupational Health	81	8	89
Other	713	69	782
Public/Community Health Service	204	14	218
Regulatory	3	0	3
School/Student Health Service	345	9	354
Self-Employed/Consultant	21	1	22
TOTAL	13,316	1,065	14,381

***The statistical data gathered in this report represents the time period of 07/01/2018 - 05/31/2019

LICENSED PRACTICAL NURSES RESIDING AND LICENSED IN ARKANSAS BY EMPLOYMENT SETTING AND EDUCATION LEVEL - 2019

EMPLOYMENT	CERTIFICATE	DIPLOMA	ASSOCIATE	BACHELOR	MASTER	DOCTORATE	TOTAL
Ambulatory Care	147	0	0	0	0	0	147
Camp	5	0	0	0	0	0	5
Clinic or Office	3,491	0	0	0	0	0	3,491
Community Based Group Home	76	0	0	0	0	0	76
Drug/Alcohol Treatment Facility	33	0	0	0	0	0	33
Home Health Setting	720	0	0	0	0	0	720
Hospital (Acute Inpatient Care)	1,362	0	0	0	0	0	1,362
Managed Care	84	0	0	0	0	0	84
Military or Federal	72	0	0	0	0	0	72
No Entry	1,469	0	0	0	0	0	1,469
Not Working in Nursing / Unemployed	1,335	0	0	0	0	0	1,335
Nursing Education Program	24	0	0	0	0	0	24
Nursing Home Extended Care Facility	4,095	0	0	0	0	0	4,095
Occupational Health	89	0	0	0	0	0	89
Other	782	0	0	0	0	0	782
Public/Community Health Service	218	0	0	0	0	0	218
Regulatory	3	0	0	0	0	0	3
School/Student Health Service	354	0	0	0	0	0	354
Self-Employed/Consultant	22	0	0	0	0	0	22
TOTAL	14,381	0	0	0	0	0	14,381

LICENSED PRACTICAL NURSES RESIDING AND LICENSED IN ARKANSAS BY COUNTY AND EDUCATION LEVEL - 2019

COUNTY	CERTIFICATE	DIPLOMA	ASSOCIATE	BACHELOR	MASTER	DOCTORATE	TOTAL
ARKANSAS	139	1	1	0	0	0	141
ASHLEY	169	1	0	1	0	0	171
BAXTER	244	1	4	0	0	0	249
BENTON	618	0	6	5	0	0	629
BOONE	170	0	3	0	0	0	173
BRADLEY	115	2	1	0	0	0	118
CALHOUN	43	0	0	0	0	0	43
CARROLL	62	0	0	0	0	0	62
CHICOT	43	0	0	0	0	0	43
CLARK	105	0	3	0	0	0	108
CLAY	106	0	0	0	1	0	107
CLEBURNE	108	2	2	1	0	1	114
CLEVELAND	62	1	2	1	0	0	66
COLUMBIA	106	1	5	0	0	0	112
CONWAY	122	0	2	2	0	0	126
CRAIGHEAD	625	2	10	5	2	0	644
CRAWFORD	336	1	4	0	0	1	342
CRITTENDEN	175	1	4	0	0	0	180
CROSS	100	0	5	0	0	0	105
DALLAS	59	0	2	0	0	0	61

***The statistical data gathered in this report represents the time period of 07/01/2018 - 05/31/2019

continued

LICENSED PRACTICAL NURSES RESIDING AND LICENSED IN ARKANSAS BY COUNTY AND EDUCATION LEVEL - 2019

COUNTY	CERTIFICATE	DIPLOMA	ASSOCIATE	BACHELOR	MASTER	DOCTORATE	TOTAL
DESHA	71	0	2	1	0	0	74
DREW	122	0	1	1	0	0	124
FAULKNER	565	5	9	4	0	0	583
FRANKLIN	143	0	4	0	0	0	147
FULTON	119	0	1	0	0	0	120
GARLAND	499	1	6	5	0	0	511
GRANT	109	1	3	1	1	0	115
GREENE	249	0	8	3	0	0	260
HEMPSTEAD	139	0	2	1	0	0	142
HOT SPRING	235	0	5	2	0	0	242
HOWARD	106	0	1	1	0	0	108
INDEPENDENCE	265	0	4	0	0	0	269
IZARD	151	0	3	0	2	0	156
JACKSON	119	0	0	0	0	0	119
JEFFERSON	332	2	17	3	1	0	355
JOHNSON	97	0	1	0	0	0	98
LAFAYETTE	58	0	0	0	0	0	58
LAWRENCE	121	0	3	0	0	0	124
LEE	31	1	1	0	0	0	33
LINCOLN	68	1	4	0	0	0	73
LITTLE RIVER	99	0	1	1	0	1	102
LOGAN	158	1	0	1	1	0	161
LONOKE	318	3	2	2	0	0	325
MADISON	62	0	0	0	0	0	62
MARION	66	0	0	0	0	0	66
MILLER	273	0	0	0	0	0	273
MISSISSIPPI	183	0	8	1	0	0	192
MONROE	18	0	1	0	0	0	19
MONTGOMERY	58	0	0	1	0	0	59
NEVADA	58	0	1	0	0	0	59
NEWTON	32	0	0	0	0	0	32
OUACHITA	176	3	1	0	1	0	181
PERRY	69	0	0	0	0	0	69
PHILLIPS	52	0	0	0	0	0	52
PIKE	75	0	3	1	0	0	79
POINSETT	150	0	1	2	0	0	153
POLK	163	1	2	1	0	0	167
POPE	232	1	3	1	0	0	237
PRAIRIE	38	0	1	0	0	0	39
PULASKI	1,298	15	33	11	0	0	1,357
RANDOLPH	136	2	3	0	0	0	141
SAINT FRANCIS	83	0	2	0	0	0	85
SALINE	542	7	8	2	1	0	560
SCOTT	78	0	0	0	0	0	78
SEARCY	54	1	0	0	0	0	55

***The statistical data gathered in this report represents the time period of 07/01/2018 - 05/31/2019

continued

LICENSED PRACTICAL NURSES RESIDING AND LICENSED IN ARKANSAS BY COUNTY AND EDUCATION LEVEL - 2019

COUNTY	CERTIFICATE	DIPLOMA	ASSOCIATE	BACHELOR	MASTER	DOCTORATE	TOTAL
SEBASTIAN	493	1	6	3	0	0	503
SEVIER	125	0	2	0	0	0	127
SHARP	146	0	2	1	0	0	149
STONE	104	0	2	0	0	0	106
UNION	345	1	5	2	0	0	353
VAN BUREN	97	0	0	1	0	0	98
WASHINGTON	603	4	7	4	0	0	618
WHITE	390	0	5	1	0	0	396
WOODRUFF	36	0	0	0	0	0	36
YELL	85	0	2	0	0	0	87
TOTAL	14,001	64	230	73	10	3	14,381

LICENSED PRACTICAL NURSES RESIDING AND LICENSED IN ARKANSAS BY COUNTY AND AGE - 2019

COUNTY	20-29	30-39	40-49	50-59	OVER 60	TOTAL
ARKANSAS	17	29	40	28	27	141
ASHLEY	34	45	40	36	16	171
BAXTER	30	67	60	52	40	249
BENTON	82	165	147	125	110	629
BOONE	32	48	32	31	30	173
BRADLEY	20	30	36	18	14	118
CALHOUN	12	10	6	2	13	43
CARROLL	11	5	16	16	14	62
CHICOT	6	7	8	11	11	43
CLARK	22	24	20	25	17	108
CLAY	19	21	25	21	21	107
CLEBURNE	11	25	26	29	23	114
CLEVELAND	5	15	21	15	10	66
COLUMBIA	21	28	31	21	11	112
CONWAY	14	25	31	35	21	126
CRAIGHEAD	151	152	149	117	75	644
CRAWFORD	30	96	103	67	46	342
CRITTENDEN	22	50	35	43	30	180
CROSS	19	31	24	20	11	105
DALLAS	10	11	17	14	9	61
DESHA	16	17	16	14	11	74
DREW	17	48	27	24	8	124
FAULKNER	108	167	127	96	85	583
FRANKLIN	21	41	41	23	21	147
FULTON	24	35	27	20	14	120
GARLAND	76	109	117	109	100	511
GRANT	19	27	24	26	19	115
GREENE	60	48	76	49	27	260
HEMPSTEAD	29	44	36	21	12	142
HOT SPRING	46	59	67	45	25	242

***The statistical data gathered in this report represents the time period of 07/01/2018 - 05/31/2019

continued

LICENSED PRACTICAL NURSES RESIDING AND LICENSED IN ARKANSAS BY COUNTY AND AGE - 2019

COUNTY	20-29	30-39	40-49	50-59	OVER 60	TOTAL
HOWARD	17	33	27	24	7	108
INDEPENDENCE	55	70	61	50	33	269
IZARD	32	36	40	29	19	156
JACKSON	30	22	27	18	22	119
JEFFERSON	23	68	86	91	87	355
JOHNSON	10	21	21	27	19	98
LAFAYETTE	13	12	16	13	4	58
LAWRENCE	25	25	28	25	21	124
LEE	3	7	11	6	6	33
LINCOLN	5	21	19	18	10	73
LITTLE RIVER	30	26	22	14	10	102
LOGAN	24	29	43	42	23	161
LONOKE	47	98	79	50	51	325
MADISON	5	16	13	11	17	62
MARION	4	10	22	19	11	66
MILLER	39	77	56	66	35	273
MISSISSIPPI	41	70	38	28	15	192
MONROE	1	3	5	5	5	19
MONTGOMERY	10	12	10	13	14	59
NEVADA	8	17	16	11	7	59
NEWTON	8	6	7	8	3	32
OUACHITA	27	49	42	36	27	181
PERRY	10	17	16	8	18	69
PHILLIPS	7	13	8	14	10	52
PIKE	13	20	15	17	14	79
POINSETT	35	31	41	29	17	153
POLK	41	38	32	31	25	167
POPE	39	46	45	55	52	237
PRAIRIE	7	11	11	7	3	39
PULASKI	181	354	298	244	280	1,357
RANDOLPH	50	34	27	21	9	141
SAINT FRANCIS	11	16	22	19	17	85
SALINE	79	167	123	90	101	560
SCOTT	14	22	22	9	11	78
SEARCY	11	11	12	13	8	55
SEBASTIAN	52	125	123	106	97	503
SEVIER	46	23	20	24	14	127
SHARP	22	48	31	25	23	149
STONE	36	19	27	12	12	106
UNION	68	88	101	48	48	353
VAN BUREN	15	23	25	26	9	98
WASHINGTON	93	161	142	123	99	618
WHITE	82	111	77	72	54	396
WOODRUFF	3	12	14	3	4	36
YELL	16	16	17	20	18	87
TOTAL	2,372	3,613	3,363	2,773	2,260	14,381

***The statistical data gathered in this report represents the time period of 07/01/2018 - 05/31/2019

LICENSED PSYCHIATRIC TECHNICIAN NURSES RESIDING AND LICENSED IN ARKANSAS BY COUNTY OF RESIDENCE - 2019

COUNTY	2017	2018	2019	COUNTY	2017	2018	2019
ARKANSAS	1	1	0	LONOKE	1	1	1
BENTON	2	2	1	MADISON	1	0	0
CRAWFORD	1	1	2	POPE	2	2	2
CRITTENDEN	1	0	0	PULASKI	29	28	28
FAULKNER	3	3	3	SALINE	25	20	19
GARLAND	3	3	2	SEBASTIAN	2	2	2
GRANT	1	1	1	VAN BUREN	1	1	1
HOT SPRING	6	5	3	WASHINGTON	2	2	2
LITTLE RIVER	1	1	1	WHITE	1	1	1
TOTAL							
ARKANSAS RESIDENTS					90	74	69
NONRESIDENTS					2	6	5
TOTAL LICENSED					92	80	74

LICENSED PSYCHIATRIC TECHNICIAN NURSES RESIDING AND LICENSED IN ARKANSAS BY EMPLOYMENT SETTING AND AGE - 2019

EMPLOYMENT	20-29	30-39	40-49	50-59	OVER 60	TOTAL
Ambulatory Care	0	0	0	1	0	1
Clinic or Office	0	0	2	0	5	7
Community Based Group Home	0	0	0	1	2	3
Home Health Setting	0	0	0	1	2	3
Hospital (Acute Inpatient Care)	0	0	0	3	5	8
No Entry	0	0	1	1	3	5
Not working in Nursing/Unemployed	0	0	0	3	7	10
Nursing Home Extended Care Facility	0	0	0	6	8	14
Other	0	0	0	4	9	13
Public/Community Health Service	0	0	0	0	2	2
School/Student Health Service	0	0	0	2	0	2
Self-Employed/Consultant	0	0	0	1	0	1
TOTAL	0	0	3	23	43	69

***The statistical data gathered in this report represents the time period of 07/01/2018 - 05/31/2019

LICENSED PSYCHIATRIC TECHNICIAN NURSES RESIDING AND LICENSED IN ARKANSAS BY EMPLOYMENT SETTING AND GENDER - 2019

EMPLOYMENT	FEMALE	MALE	TOTAL
Ambulatory Care	1	0	1
Clinic or Office	7	0	7
Community Based Group Home	3	0	3
Home Health Setting	2	1	3
Hospital (Acute Inpatient Care)	7	1	8
No Entry	5	0	5
Not working in Nursing/Unemployed	8	2	10
Nursing Home Extended Care Facility	13	1	14
Other	11	2	13
Public/Community Health Service	2	0	2
School/Student Health Service	2	0	2
Self-Employed/Consultant	0	1	1
TOTAL	61	8	69

LICENSED PSYCHIATRIC TECHNICIAN NURSES RESIDING AND LICENSED IN ARKANSAS BY EMPLOYMENT SETTING AND EDUCATION LEVEL - 2019

EMPLOYMENT	CERTIFICATE	DIPLOMA	ASSOCIATE	BACHELOR	TOTAL
Ambulatory Care	1	0	0	0	1
Clinic or Office	7	0	0	0	7
Community Based Group Home	3	0	0	0	3
Home Health Setting	3	0	0	0	3
Hospital (Acute Inpatient Care)	7	0	0	1	8
No Entry	5	0	0	0	5
Not working in Nursing/Unemployed	9	0	1	0	10
Nursing Home Extended Care Facility	14	0	0	0	14
Other	12	0	1	0	13
Public/Community Health Service	1	1	0	0	2
School/Student Health Service	2	0	0	0	2
Self-Employed/Consultant	1	0	0	0	1
TOTAL	65	1	2	1	69

***The statistical data gathered in this report represents the time period of 07/01/2018 - 05/31/2019

LICENSED PSYCHIATRIC TECHNICIAN NURSES RESIDING AND LICENSED IN ARKANSAS BY COUNTY AND EDUCATION LEVEL - 2019

COUNTY	CERTIFICATE	DIPLOMA	ASSOCIATE	BACHELOR	TOTAL	COUNTY	CERTIFICATE	DIPLOMA	ASSOCIATE	BACHELOR	TOTAL
BENTON	1	0	0	0	1	POPE	1	0	1	0	2
CRAWFORD	2	0	0	0	2	PULASKI	27	1	0	0	28
FAULKNER	3	0	0	0	3	SALINE	18	0	0	1	19
GARLAND	2	0	0	0	2	SEBASTIAN	2	0	0	0	2
GRANT	1	0	0	0	1	VAN BUREN	1	0	0	0	1
HOT SPRING	2	0	1	0	3	WASHINGTON	2	0	0	0	2
LITTLE RIVER	1	0	0	0	1	WHITE	1	0	0	0	1
LONOKE	1	0	0	0	1	TOTAL	65	1	2	1	69

LICENSED PSYCHIATRIC TECHNICIAN NURSES RESIDING AND LICENSED IN ARKANSAS BY COUNTY AND AGE - 2019

COUNTY	30-39	40-49	50-59	OVER 60	TOTAL
BENTON	0	0	0	1	1
CRAWFORD	0	0	1	1	2
FAULKNER	0	1	0	2	3
GARLAND	0	0	2	0	2
GRANT	0	0	1	0	1
HOT SPRING	0	0	1	2	3
LITTLE RIVER	0	0	0	1	1
LONOKE	0	0	0	1	1
POPE	0	0	0	2	2
PULASKI	0	2	10	16	28
SALINE	0	0	6	13	19
SEBASTIAN	0	0	0	2	2
VAN BUREN	0	0	0	1	1
WASHINGTON	0	0	1	1	2
WHITE	0	0	1	0	1
TOTAL	0	3	23	43	69

***The statistical data gathered in this report represents the time period of 07/01/2018 - 05/31/2019

MEDICATION ASSISTANT CERTIFICATE HOLDERS RESIDING AND LICENSED IN ARKANSAS BY COUNTY OF RESIDENCE - 2019

COUNTY	2017	2018	2019	COUNTY	2017	2018	2019
ARKANSAS	2	2	2	MADISON	1	1	1
BAXTER	1	0	0	MILLER	1	1	0
BOONE	3	4	4	PHILLIPS	0	1	1
CLARK	3	2	2	SEARCY	0	1	1
FAULKNER	0	2	1	VAN BUREN	4	6	7
GARLAND	5	5	6	WASHINGTON	2	2	1
HOT SPRING	1	1	1	TOTAL	23	28	27

MEDICATION ASSISTANT CERTIFICATE HOLDERS RESIDING AND LICENSED IN ARKANSAS BY COUNTY AND EDUCATION LEVEL - 2019

COUNTY	CERTIFICATE
ARKANSAS	2
BOONE	4
CLARK	2
FAULKNER	1
GARLAND	6
HOT SPRING	1
MADISON	1
PHILLIPS	1
SEARCY	1
VAN BUREN	7
WASHINGTON	1
TOTAL	27

MEDICATION ASSISTANT CERTIFICATE HOLDERS RESIDING AND LICENSED IN ARKANSAS BY COUNTY AND AGE- 2019

COUNTY	20-29	30-39	40-49	50-59	OVER 60	TOTAL
ARKANSAS	0	1	1	0	0	2
BOONE	0	3	0	1	0	4
CLARK	0	0	0	2	0	2
FAULKNER	0	1	0	0	0	1
GARLAND	0	4	1	1	0	6
HOT SPRING	0	0	1	0	0	1
MADISON	0	0	1	0	0	1
PHILLIPS	0	1	0	0	0	1
SEARCY	0	1	0	0	0	1
VAN BUREN	1	4	1	1	0	7
WASHINGTON	0	0	0	1	0	1
TOTAL	1	15	5	6	0	27

***The statistical data gathered in this report represents the time period of 07/01/2018 - 05/31/2019

REGISTERED NURSES RESIDING AND LICENSED IN ARKANSAS BY COUNTY OF RESIDENCE - 2019

COUNTY	2017	2018	2019	COUNTY	2017	2018	2019
ARKANSAS	289	357	344	LEE	73	79	80
ASHLEY	204	210	213	LINCOLN	149	165	175
BAXTER	638	652	658	LITTLE RIVER	147	140	141
BENTON	2,429	2,534	2,617	LOGAN	201	202	201
BOONE	407	416	410	LONOKE	1,156	1,184	1,226
BRADLEY	117	121	118	MADISON	125	129	136
CALHOUN	37	37	37	MARION	181	195	193
CARROLL	191	190	197	MILLER	541	551	543
CHICOT	96	92	90	MISSISSIPPI	332	338	339
CLARK	201	206	227	MONROE	65	65	62
CLAY	130	133	136	MONTGOMERY	117	123	125
CLEBURNE	272	279	284	NEVADA	77	81	83
CLEVELAND	143	154	154	NEWTON	64	66	68
COLUMBIA	264	263	258	OUACHITA	196	203	206
CONWAY	219	222	231	PERRY	135	133	148
CRAIGHEAD	1,671	1,706	1,773	PHILLIPS	185	186	179
CRAWFORD	569	585	575	PIKE	123	127	132
CRITTENDEN	553	561	560	POINSETT	197	203	203
CROSS	265	267	274	POLK	169	178	184
DALLAS	53	63	63	POPE	585	639	627
DESHA	101	104	103	PRAIRIE	76	82	85
DREW	188	189	191	PULASKI	6,674	6,736	6,670
FAULKNER	1,942	2,014	2,104	RANDOLPH	252	265	274
FRANKLIN	163	173	178	SAINT FRANCIS	202	190	192
FULTON	178	180	188	SALINE	2,614	2,706	2,777
GARLAND	1,576	1,583	1,583	SCOTT	85	92	91
GRANT	312	332	342	SEARCY	88	85	90
GREENE	603	624	640	SEBASTIAN	1,458	1,473	1,493
HEMPSTEAD	190	196	197	SEVIER	138	141	147
HOT SPRING	414	429	440	SHARP	204	211	224
HOWARD	125	123	130	STONE	151	166	171
INDEPENDENCE	523	556	571	UNION	463	461	467
IZARD	235	241	245	VAN BUREN	135	139	139
JACKSON	145	147	146	WASHINGTON	2,471	2,567	2,633
JEFFERSON	871	877	875	WHITE	975	1,020	1,027
JOHNSON	140	137	143	WOODRUFF	61	61	66
LAFAYETTE	53	55	61	YELL	153	162	160
LAWRENCE	158	160	168				
TOTAL							
ARKANSAS RESIDENTS					36,418	38,712	39,281
NONRESIDENTS					3,230	3,665	2,837
TOTAL LICENSED					39,648	42,377	42,118

***The statistical data gathered in this report represents the time period of 07/01/2018 - 05/31/2019

REGISTERED NURSES RESIDING AND LICENSED IN ARKANSAS BY EMPLOYMENT SETTING AND AGE - 2019

EMPLOYMENT SETTING	20-29	30-39	40-49	50-59	OVER 60	TOTAL
Ambulatory Care	77	333	397	391	304	1,502
Camp	1	0	3	3	11	18
Clinic or Office	399	1,528	1,400	1,008	723	5,058
Community Based Group Home	1	9	9	21	14	54
Drug/Alcohol Treatment Facility	1	8	2	10	8	29
Home Health Setting	95	403	467	402	355	1,722
Hospital (Acute Inpatient Care)	2,896	4,871	4,240	3363	2,319	17,689
Managed Care	4	43	94	92	65	298
Military or Federal	17	96	106	125	77	421
No Entry	1,432	859	495	305	167	3,258
Not working in Nursing/Unemployed	94	411	404	518	1,472	2,899
Nursing Education Program	18	117	154	184	181	654
Nursing Home Extended Care Facility	88	341	374	317	337	1,457
Occupational Health	6	20	36	32	33	127
Other	69	379	505	555	594	2,102
Public/Community Health Service	19	147	186	239	180	771
Regulatory	0	4	14	33	40	91
School/Student Health Service	28	230	335	211	168	972
Self-Employed/Consultant	3	10	23	43	80	159
TOTAL	5,248	9,809	9,244	7,852	7,128	39,281

REGISTERED NURSES RESIDING AND LICENSED IN ARKANSAS BY EMPLOYMENT SETTING AND GENDER - 2019

EMPLOYMENT SETTING	FEMALE	MALE	TOTAL
Ambulatory Care	1,388	114	1,502
Camp	17	1	18
Clinic or Office	4,733	325	5,058
Community Based Group Home	47	7	54
Drug/Alcohol Treatment Facility	22	7	29
Home Health Setting	1,632	90	1,722
Hospital (Acute Inpatient Care)	15,170	2,519	17,689
Managed Care	279	19	298
Military or Federal	322	99	421
No Entry	2,835	423	3,258
Not working in Nursing/Unemployed	2,701	198	2,899
Nursing Education Program	627	27	654
Nursing Home Extended Care Facility	1,369	88	1,457
Occupational Health	110	17	127
Other	1,897	205	2,102
Public/Community Health Service	734	37	771
Regulatory	80	11	91
School/Student Health Service	963	9	972
Self-Employed/Consultant	139	20	159
TOTAL	35,065	4,216	39,281

***The statistical data gathered in this report represents the time period of 07/01/2018 - 05/31/2019

REGISTERED NURSES RESIDING AND LICENSED IN ARKANSAS BY EMPLOYMENT SETTING AND EDUCATION LEVEL - 2019

EMPLOYMENT SETTING	CERTIFICATE	DIPLOMA	ASSOCIATE	BACHELOR	MASTER	DOCTORATE	NOT GIVEN	TOTAL
Ambulatory Care	0	222	515	509	233	23	0	1,502
Camp	0	0	8	8	2	0	0	18
Clinic or Office	0	540	1,672	1,293	1,449	104	0	5,058
Community Based Group Home	0	10	20	18	5	1	0	54
Drug/Alcohol Treatment Facility	0	3	16	7	2	1	0	29
Home Health Setting	0	216	1,044	403	59	0	0	1,722
Hospital (Acute Inpatient Care)	1	2,090	7,245	6,796	1,436	121	0	17,689
Managed Care	0	61	133	92	11	1	0	298
Military or Federal	0	39	93	165	108	16	0	421
No Entry	811	174	1,175	992	25	2	79	3,258
Not working in Nursing/Unemployed	0	392	1,309	945	232	21	0	2,899
Nursing Education Program	0	13	78	135	317	111	0	654
Nursing Home Extended Care Facility	0	173	938	242	97	7	0	1,457
Occupational Health	0	15	69	36	6	1	0	127
Other	0	344	955	618	160	25	0	2,102
Public/Community Health Service	0	83	373	228	79	8	0	771
Regulatory	0	17	39	25	9	1	0	91
School/Student Health Service	0	142	420	361	47	2	0	972
Self-Employed/Consultant	0	25	57	47	26	4	0	159
TOTAL	812	4,559	16,159	12,920	4,303	449	79	39,281

REGISTERED NURSES RESIDING AND LICENSED IN ARKANSAS BY COUNTY AND EDUCATION LEVEL - 2019

COUNTY	CERTIFICATE	DIPLOMA	ASSOCIATE	BACHELOR	MASTER	DOCTORATE	NOT GIVEN	TOTAL
ARKANSAS	4	46	157	90	43	3	1	344
ASHLEY	5	25	74	95	12	2	0	213
BAXTER	15	38	356	163	80	4	2	658
BENTON	17	176	1,185	909	296	30	4	2,617
BOONE	12	18	245	87	47	1	0	410
BRADLEY	4	35	40	29	10	0	0	118
CALHOUN	1	4	18	10	4	0	0	37
CARROLL	5	9	105	57	19	2	0	197
CHICOT	0	20	29	29	10	2	0	90
CLARK	14	14	71	101	24	2	1	227
CLAY	11	3	83	25	13	0	1	136
CLEBURNE	9	45	139	64	25	2	0	284
CLEVELAND	1	57	38	42	16	0	0	154
COLUMBIA	6	5	146	69	30	2	0	258
CONWAY	5	45	68	86	23	3	1	231
CRAIGHEAD	60	51	710	665	259	24	4	1,773
CRAWFORD	7	18	343	150	52	4	1	575
CRITTENDEN	7	45	247	186	67	8	0	560
CROSS	2	9	184	54	23	2	0	274
DALLAS	3	4	26	26	3	1	0	63

***The statistical data gathered in this report represents the time period of 07/01/2018 - 05/31/2019

continued

REGISTERED NURSES RESIDING AND LICENSED IN ARKANSAS BY COUNTY AND EDUCATION LEVEL - 2019

EMPLOYMENT SETTING	CERTIFICATE	DIPLOMA	ASSOCIATE	BACHELOR	MASTER	DOCTORATE	NOT GIVEN	TOTAL
DESHA	1	15	36	45	6	0	0	103
DREW	3	39	53	73	20	3	0	191
FAULKNER	52	377	534	868	243	26	4	2,104
FRANKLIN	8	10	94	46	18	2	0	178
FULTON	7	4	130	30	16	1	0	188
GARLAND	21	124	827	411	186	11	3	1,583
GRANT	7	105	91	102	33	3	1	342
GREENE	18	11	327	190	81	12	1	640
HEMPSTEAD	15	6	96	52	25	3	0	197
HOT SPRING	9	49	230	111	37	3	1	440
HOWARD	4	1	76	39	8	1	1	130
INDEPENDENCE	23	24	337	118	63	5	1	571
IZARD	7	14	155	42	24	2	1	245
JACKSON	6	14	89	28	9	0	0	146
JEFFERSON	17	255	232	256	103	10	2	875
JOHNSON	3	6	55	62	14	3	0	143
LAFAYETTE	4	1	33	18	5	0	0	61
LAWRENCE	13	2	99	45	9	0	0	168
LEE	1	1	62	10	5	0	1	80
LINCOLN	3	55	63	41	10	3	0	175
LITTLE RIVER	5	3	89	32	12	0	0	141
LOGAN	2	6	107	67	18	1	0	201
LONOKE	16	247	394	452	98	14	5	1,226
MADISON	1	14	73	35	12	1	0	136
MARION	3	8	115	49	17	1	0	193
MILLER	17	10	322	126	62	5	1	543
MISSISSIPPI	11	8	237	55	28	0	0	339
MONROE	0	3	38	13	7	1	0	62
MONTGOMERY	8	8	75	28	6	0	0	125
NEVADA	3	2	45	28	4	1	0	83
NEWTON	1	4	42	15	5	1	0	68
OUACHITA	8	18	116	51	13	0	0	206
PERRY	3	32	56	43	12	1	1	148
PHILLIPS	1	2	118	34	18	4	2	179
PIKE	4	6	67	42	12	1	0	132
POINSETT	9	6	113	58	17	0	0	203
POLK	10	7	112	35	18	2	0	184
POPE	17	45	160	313	73	14	5	627
PRAIRIE	2	19	35	21	8	0	0	85
PULASKI	86	1,219	1,751	2,625	864	115	10	6,670
RANDOLPH	16	6	168	55	27	1	1	274
SAINT FRANCIS	1	7	134	34	13	3	0	192
SALINE	32	676	801	921	315	27	5	2,777
SCOTT	2	3	64	17	5	0	0	91
SEARCY	2	5	56	22	5	0	0	90
SEBASTIAN	11	47	811	473	128	17	6	1,493

***The statistical data gathered in this report represents the time period of 07/01/2018 - 05/31/2019

continued

REGISTERED NURSES RESIDING AND LICENSED IN ARKANSAS BY COUNTY AND EDUCATION LEVEL - 2019

COUNTY	CERTIFICATE	DIPLOMA	ASSOCIATE	BACHELOR	MASTER	DOCTORATE	NOT GIVEN	TOTAL
SEVIER	13	3	83	35	11	1	1	147
SHARP	13	12	142	45	11	1	0	224
STONE	10	13	106	30	10	1	1	171
UNION	21	21	272	102	42	8	1	467
VAN BUREN	9	21	61	35	13	0	0	139
WASHINGTON	24	214	1,012	1,047	303	28	5	2,633
WHITE	27	81	433	353	117	13	3	1,027
WOODRUFF	1	3	34	18	8	2	0	66
YELL	7	10	61	71	9	1	1	160
TOTAL	806	4,569	16,186	12,904	4,292	445	79	39,281

REGISTERED NURSES RESIDING AND LICENSED IN ARKANSAS BY COUNTY AND AGE - 2019

COUNTY	20-29	30-39	40-49	50-59	OVER 60	TOTAL
ARKANSAS	35	81	90	75	63	344
ASHLEY	29	47	63	45	29	213
BAXTER	41	147	124	185	161	658
BENTON	338	645	622	515	497	2,617
BOONE	52	87	102	82	87	410
BRADLEY	10	30	38	18	22	118
CALHOUN	3	13	6	9	6	37
CARROLL	22	29	31	51	64	197
CHICOT	11	20	26	15	18	90
CLARK	45	53	60	46	23	227
CLAY	21	32	30	33	20	136
CLEBURNE	30	56	70	61	67	284
CLEVELAND	13	36	47	40	18	154
COLUMBIA	35	58	62	60	43	258
CONWAY	38	62	53	46	32	231
CRAIGHEAD	280	505	429	306	253	1,773
CRAWFORD	48	119	148	133	127	575
CRITTENDEN	63	122	152	114	109	560
CROSS	32	67	76	50	49	274
DALLAS	9	17	13	10	14	63
DESHA	25	26	21	15	16	103
DREW	22	48	48	43	30	191
FAULKNER	366	623	447	402	266	2,104
FRANKLIN	21	43	49	27	38	178
FULTON	32	48	45	36	27	188
GARLAND	166	309	383	371	354	1,583
GRANT	46	101	98	61	36	342
GREENE	75	189	158	139	79	640
HEMPSTEAD	19	63	42	39	34	197
HOT SPRING	43	113	113	103	68	440
HOWARD	14	25	43	28	20	130

***The statistical data gathered in this report represents the time period of 07/01/2018 - 05/31/2019

continued

REGISTERED NURSES RESIDING AND LICENSED IN ARKANSAS BY COUNTY AND AGE - 2019

COUNTY	20-29	30-39	40-49	50-59	Over 60	Total
INDEPENDENCE	85	147	175	86	78	571
IZARD	29	44	64	54	54	245
JACKSON	16	35	38	26	31	146
JEFFERSON	107	208	216	186	158	875
JOHNSON	15	37	41	21	29	143
LAFAYETTE	15	17	13	9	7	61
LAWRENCE	23	41	48	38	18	168
LEE	7	17	24	17	15	80
LINCOLN	43	40	42	31	19	175
LITTLE RIVER	26	38	36	23	18	141
LOGAN	21	44	40	48	48	201
LONOKE	165	329	304	252	176	1,226
MADISON	11	40	25	23	37	136
MARION	16	27	48	52	50	193
MILLER	68	152	129	128	66	543
MISSISSIPPI	46	86	96	59	52	339
MONROE	6	14	16	16	10	62
MONTGOMERY	13	29	23	34	26	125
NEVADA	8	19	23	21	12	83
NEWTON	5	8	15	17	23	68
OUACHITA	25	49	53	37	42	206
PERRY	26	39	32	30	21	148
PHILLIPS	21	28	52	42	36	179
PIKE	10	30	42	32	18	132
POINSETT	30	39	68	44	22	203
POLK	16	41	50	36	41	184
POPE	109	171	121	131	95	627
PRAIRIE	12	19	25	15	14	85
PULASKI	924	1,634	1,351	1,313	1,448	6,670
RANDOLPH	43	94	71	44	22	274
SAINT FRANCIS	23	32	38	45	54	192
SALINE	354	820	722	494	387	2,777
SCOTT	16	19	20	21	15	91
SEARCY	11	25	21	19	14	90
SEBASTIAN	180	293	346	334	340	1,493
SEVIER	32	38	31	25	21	147
SHARP	26	58	46	48	46	224
STONE	13	44	36	39	39	171
UNION	55	124	109	86	93	467
VAN BUREN	16	24	25	32	42	139
WASHINGTON	404	684	589	443	513	2,633
WHITE	156	250	245	214	162	1,027
WOODRUFF	3	18	19	10	16	66
YELL	20	41	38	29	32	160
TOTAL	5,234	9,800	9,255	7,862	7,130	39,281

***The statistical data gathered in this report represents the time period of 07/01/2018 - 05/31/2019

REGISTERED NURSE PRACTITIONERS RESIDING AND LICENSED IN ARKANSAS BY COUNTY OF RESIDENCE - 2019

COUNTY	2017	2018	2019	COUNTY	2017	2018	2019
ARKANSAS	5	7	7	JACKSON	4	3	3
BAXTER	1	1	1	JEFFERSON	4	5	5
BENTON	16	14	14	LAWRENCE	3	3	3
BOONE	4	4	4	LEE	1	1	1
CARROLL	1	1	1	LONOKE	17	17	17
CHICOT	1	1	1	MADISON	1	1	0
CLARK	5	5	5	MARION	1	1	1
CLAY	2	1	1	MISSISSIPPI	2	2	2
CLEBURNE	3	1	0	MONROE	1	1	1
COLUMBIA	2	2	2	OUACHITA	1	1	1
CONWAY	2	2	2	PERRY	2	2	2
CRAIGHEAD	46	43	40	PIKE	2	2	2
CRAWFORD	2	2	2	POINSETT	5	5	4
CRITTENDEN	4	4	4	POPE	11	10	8
CROSS	3	2	2	PRAIRIE	2	2	2
DESHA	1	1	1	PULASKI	144	135	124
DREW	1	1	1	RANDOLPH	5	5	5
FAULKNER	22	20	20	SALINE	43	36	34
FRANKLIN	5	5	4	SEARCY	2	2	1
FULTON	1	1	1	SEBASTIAN	6	7	7
GARLAND	19	18	21	SHARP	3	2	2
GRANT	2	3	2	STONE	2	2	2
GREENE	14	11	9	UNION	3	3	3
HEMPSTEAD	2	2	2	VAN BUREN	2	2	1
HOT SPRING	2	2	1	WASHINGTON	18	11	13
HOWARD	2	2	2	WHITE	18	18	16
INDEPENDENCE	6	6	7	YELL	1	1	1
TOTAL							
ARKANSAS RESIDENTS					513	442	418
NONRESIDENTS					33	35	31
TOTAL LICENSED					546	477	449

***The statistical data gathered in this report represents the time period of 07/01/2018 - 05/31/2019

REGISTERED NURSE PRACTITIONERS RESIDING AND LICENSED IN ARKANSAS BY EMPLOYMENT SETTING AND AGE - 2019

EMPLOYMENT SETTING	30-39	40-49	50-59	OVER 60	TOTAL
Ambulatory Care	0	0	24	13	37
Clinic or Office	0	8	37	41	86
Home Health Setting	0	0	2	8	10
Hospital (Acute Inpatient Care)	0	11	48	31	90
Managed Care	0	0	5	1	6
Military or Federal	0	1	4	5	10
No Entry	0	0	3	4	7
Not working in Nursing/Unemployed	0	6	15	55	76
Nursing Education Program	0	1	4	3	8
Nursing Home Extended Care Facility	0	0	2	7	9
Occupational Health	0	0	0	3	3
Other	0	2	16	23	41
Public/Community Health Service	0	3	8	6	17
School/Student Health Service	0	0	10	6	16
Self-Employed/Consultant	0	1	1	0	2
TOTAL	0	33	179	206	418

REGISTERED NURSE PRACTITIONERS RESIDING AND LICENSED IN ARKANSAS BY EMPLOYMENT SETTING AND GENDER - 2019

EMPLOYMENT SETTING	FEMALE	MALE	TOTAL
Ambulatory Care	34	3	37
Clinic or Office	82	4	86
Home Health Setting	9	1	10
Hospital (Acute Inpatient Care)	85	5	90
Managed Care	6	0	6
Military or Federal	7	3	10
No Entry	7	0	7
Not working in Nursing/Unemployed	72	4	76
Nursing Education Program	8	0	8
Nursing Home Extended Care Facility	9	0	9
Occupational Health	3	0	3
Other	38	3	41
Public/Community Health Service	17	0	17
School/Student Health Service	16	0	16
Self-Employed/Consultant	2	0	2
TOTAL	395	23	418

***The statistical data gathered in this report represents the time period of 07/01/2018 - 05/31/2019

REGISTERED NURSE PRACTITIONERS RESIDING AND LICENSED IN ARKANSAS BY EMPLOYMENT SETTING AND EDUCATION LEVEL - 2019

EMPLOYMENT SETTING	CERTIFICATE	DIPLOMA	ASSOCIATE	BACHELOR	MASTER	DOCTORATE	NOT GIVEN	TOTAL
Ambulatory Care	0	0	1	22	12	2	0	37
Clinic or Office	0	1	5	51	23	6	0	86
Home Health Setting	0	0	0	7	3	0	0	10
Hospital (Acute Inpatient Care)	0	0	1	64	21	4	0	90
Managed Care	0	0	0	3	2	1	0	6
Military or Federal	0	0	0	3	7	0	0	10
No Entry	0	0	2	4	0	0	1	7
Not working in Nursing/Unemployed	0	1	9	49	16	1	0	76
Nursing Education Program	0	0	0	0	3	5	0	8
Nursing Home Extended Care Facility	0	0	0	6	3	0	0	9
Occupational Health	0	0	0	2	1	0	0	3
Other	0	0	1	28	11	1	0	41
Public/Community Health Service	0	0	3	13	1	0	0	17
School/Student Health Service	0	0	0	12	4	0	0	16
Self-Employed/Consultant	0	0	0	2	0	0	0	2
TOTAL	0	2	22	266	107	20	1	418

REGISTERED NURSE PRACTITIONERS RESIDING AND LICENSED IN ARKANSAS BY COUNTY AND EDUCATION LEVEL - 2019

COUNTY	CERTIFICATE	DIPLOMA	ASSOCIATE	BACHELOR	MASTER	DOCTORATE	NOT GIVEN	TOTAL
ARKANSAS	0	0	0	4	1	2	0	7
BAXTER	0	0	0	0	0	1	0	1
BENTON	0	0	2	6	6	0	0	14
BOONE	0	0	1	1	2	0	0	4
CARROLL	0	0	0	1	0	0	0	1
CHICOT	0	0	0	0	1	0	0	1
CLARK	0	0	0	2	3	0	0	5
CLAY	0	0	1	0	0	0	0	1
COLUMBIA	0	0	0	2	0	0	0	2
CONWAY	0	0	1	1	0	0	0	2
CRAIGHEAD	0	0	1	29	7	3	0	40
CRAWFORD	0	0	0	0	2	0	0	2
CRITTENDEN	0	0	1	0	3	0	0	4
CROSS	0	0	0	2	0	0	0	2
DESHA	0	0	0	0	1	0	0	1
DREW	0	0	0	0	1	0	0	1
FAULKNER	0	0	0	16	3	1	0	20
FRANKLIN	0	0	0	3	1	0	0	4

continued

***The statistical data gathered in this report represents the time period of 07/01/2018 - 05/31/2019

REGISTERED NURSE PRACTITIONERS RESIDING AND LICENSED IN ARKANSAS BY COUNTY AND EDUCATION LEVEL - 2019

COUNTY	CERTIFICATE	DIPLOMA	ASSOCIATE	BACHELOR	MASTER	DOCTORATE	NOT GIVEN	TOTAL
FULTON	0	0	1	0	0	0	0	1
GARLAND	0	1	1	10	7	2	0	21
GRANT	0	0	0	2	0	0	0	2
GREENE	0	0	1	5	3	0	0	9
HEMPSTEAD	0	0	1	0	1	0	0	2
HOT SPRING	0	0	0	1	0	0	0	1
HOWARD	0	0	0	1	1	0	0	2
INDEPENDENCE	0	0	1	4	1	1	0	7
JACKSON	0	0	0	2	1	0	0	3
JEFFERSON	0	0	1	2	1	1	0	5
LAWRENCE	0	0	1	2	0	0	0	3
LEE	0	0	0	1	0	0	0	1
LONOKE	0	0	2	11	3	1	0	17
MARION	0	0	0	1	0	0	0	1
MISSISSIPPI	0	0	0	1	1	0	0	2
MONROE	0	0	0	1	0	0	0	1
OUACHITA	0	0	0	0	1	0	0	1
PERRY	0	0	0	2	0	0	0	2
PIKE	0	0	0	1	1	0	0	2
POINSETT	0	0	1	3	0	0	0	4
POPE	0	0	0	5	1	2	0	8
PRAIRIE	0	0	0	2	0	0	0	2
PULASKI	0	0	1	90	30	2	1	124
RANDOLPH	0	0	0	5	0	0	0	5
SALINE	0	0	0	27	7	0	0	34
SEARCY	0	0	0	1	0	0	0	1
SEBASTIAN	0	0	0	3	3	1	0	7
SHARP	0	0	0	2	0	0	0	2
STONE	0	0	0	1	1	0	0	2
UNION	0	0	0	1	2	0	0	3
VAN BUREN	0	0	0	1	0	0	0	1
WASHINGTON	0	1	3	2	6	1	0	13
WHITE	0	0	1	9	5	1	0	16
YELL	0	0	0	0	0	1	0	1
TOTAL	0	2	22	266	107	20	1	418

***The statistical data gathered in this report represents the time period of 07/01/2018 - 05/31/2019

REGISTERED NURSE PRACTITIONERS RESIDING AND LICENSED IN ARKANSAS BY COUNTY AND AGE - 2019

COUNTY	30-39	40-49	50-59	OVER 60	TOTAL
ARKANSAS	0	1	5	1	7
BAXTER	0	0	1	0	1
BENTON	0	2	7	5	14
BOONE	0	1	1	2	4
CARROLL	0	0	0	1	1
CHICOT	0	0	1	0	1
CLARK	0	0	2	3	5
CLAY	0	0	0	1	1
COLUMBIA	0	0	2	0	2
CONWAY	0	0	0	2	2
CRAIGHEAD	0	6	19	15	40
CRAWFORD	0	0	0	2	2
CRITTENDEN	0	0	0	4	4
CROSS	0	0	1	1	2
DESHA	0	0	0	1	1
DREW	0	0	0	1	1
FAULKNER	0	1	9	10	20
FRANKLIN	0	0	0	4	4
FULTON	0	0	0	1	1
GARLAND	0	0	10	11	21
GRANT	0	0	1	1	2
GREENE	0	1	3	5	9
HEMPSTEAD	0	0	0	2	2
HOT SPRING	0	0	0	1	1
HOWARD	0	0	0	2	2
INDEPENDENCE	0	1	3	3	7
JACKSON	0	2	0	1	3
JEFFERSON	0	0	2	3	5
LAWRENCE	0	1	2	0	3
LEE	0	0	1	0	1
LONOKE	0	2	4	11	17
MARION	0	1	0	0	1
MISSISSIPPI	0	0	2	0	2
MONROE	0	0	1	0	1
OUACHITA	0	1	0	0	1
PERRY	0	0	1	1	2
PIKE	0	0	1	1	2
POINSETT	0	2	1	1	4
POPE	0	1	3	4	8
PRAIRIE	0	0	1	1	2
PULASKI	0	6	49	69	124
RANDOLPH	0	1	4	0	5

continued

***The statistical data gathered in this report represents the time period of 07/01/2018 - 05/31/2019

REGISTERED NURSE PRACTITIONERS RESIDING AND LICENSED IN ARKANSAS BY COUNTY AND AGE - 2019

COUNTY	30-39	40-49	50-59	OVER 60	TOTAL
SALINE	0	1	20	13	34
SEARCY	0	0	1	0	1
SEBASTIAN	0	0	5	2	7
SHARP	0	0	1	1	2
STONE	0	0	2	0	2
UNION	0	0	1	2	3
VAN BUREN	0	0	0	1	1
WASHINGTON	0	0	4	9	13
WHITE	0	2	7	7	16
YELL	0	0	1	0	1
TOTAL	0	33	179	206	418

***The statistical data gathered in this report represents the time period of 07/01/2018 - 05/31/2019

Annual Report

2018 - 2019

Arkansas State Board of Nursing

LouAnn Walker, Editor

1123 S. University, #800

Little Rock, AR 72204

501.686.2700

www.arsbn.org