

**F
Y
2
0
2
5**

Medical Marijuana

2025 Fiscal Year Report

(July 1, 2024- June 30, 2025)

Arkansas Department of Health



Arkansas Department of Finance and
Administration



Table of Contents

	Page
Title Page	1
Table of Contents	2
FY 2025 Medical Marijuana Data Summary	3
Medical Marijuana Registry ID Application Status and Patients' Qualifying Medical Conditions:	
Table 1: Medical Marijuana Registry ID Card Application Status.....	4
Table 2: Medical Marijuana Registry ID Card Renewal Application Status.....	5
Figure 1: Patients' Qualifying Medical Conditions.....	6
Table 3: Patients' Qualifying Medical Conditions.....	7
Appendices:	
A. 1: Percent of Patients with Medical Marijuana Registry ID Card by Sex.....	9
A. 2: Percent of Patients with Medical Marijuana Registry ID Card by Age-Group.....	10
A. 3: Percent of Patients with Medical Marijuana Registry ID Card by Race.....	11
A. 4: Number of Patients with Medical Marijuana Registry ID Card by County.....	12-13
Resources.....	14
Contact Information.....	15

FY 2025 Medical Marijuana Data Summary

The Arkansas Medical Marijuana Amendment of 2016 requires the Arkansas Department of Health and the Arkansas Department of Finance and Administration to submit specific Fiscal Year (FY) data related to Medical Marijuana activities.

The FY 2025 data updates are presented below.

Applications submitted for Registry ID Card = 107,742 Patients (Please refer to page 4 for caregivers & visitors information.)
Applications filed for renewal = 79,938 Patients (Please refer to page 5 for caregivers & visitors information.)
Patients' qualifying medical conditions = refer to page 6
Number of Registry ID Cards revoked after being approved = 0
Number of physicians providing written certifications = 1,245
Number of licensed dispensaries = 37 Number of dispensaries in operation = 36
Number of licensed cultivation facilities = 8 Number of cultivation facilities in operation = 8
Number of licensed processor facilities = 8 Number of processor facilities in operation = 7
Number of dispensary agents = 1,370 Number of cultivation facility agents = 835 Number of processor facility agents = 130
Number of licenses revoked to operate dispensary = 1 Number of licenses revoked to operate cultivation facility = 0 Number of licenses revoked to operate a processor facility = 0

Sources: Medical Marijuana Program, Arkansas Department of Health and Arkansas Alcohol Beverage Control

Medical Marijuana Registry Application Status

Table 1: Medical Marijuana Registry ID Card Application Status, Arkansas, FY 2025

Status	Patient	Caregiver	Visitor*
Submitted	107,742	615	12,673
Approved	108,021	410	12,787

**Note: A visitor is an individual either from another state visiting Arkansas or recently moved to Arkansas that received a temporary Medical Marijuana Registry ID card*

- This information (Table 1) represents the total of both new and renewed applications submitted and approved from July 1, 2024 to June 30, 2025. Approved applications include those submitted prior to July 1, 2024.
- A total of 107,742 patients submitted applications; 108,021 applications were approved. There were 2,924 applications pending at the start of the year; there were 2,645 applications pending at the end of the year.
- A total of 615 caregivers submitted applications; 410 applications were approved. There were 339 applications pending at the start of the year; there were 544 applications pending at the end of the year.
- A total of 12,673 visitors submitted applications for Medical Marijuana Registry ID Cards; 12,787 applications were approved. There were 812 applications pending at the start of the year; There were 698 applications pending at the end of the year.
- There were no revocations of patient or caregiver Registry ID Cards during the fiscal period after being approved.

Source: Medical Marijuana Program, Arkansas Department of Health

Medical Marijuana Registry Renewal Application Status

Table 2: Medical Marijuana Registry ID Card Renewal Application Status, Arkansas, FY 2025

Status	Patient	Caregiver	Visitor
Submitted	79,938	216	10,914
Approved	74,263	128	10,279

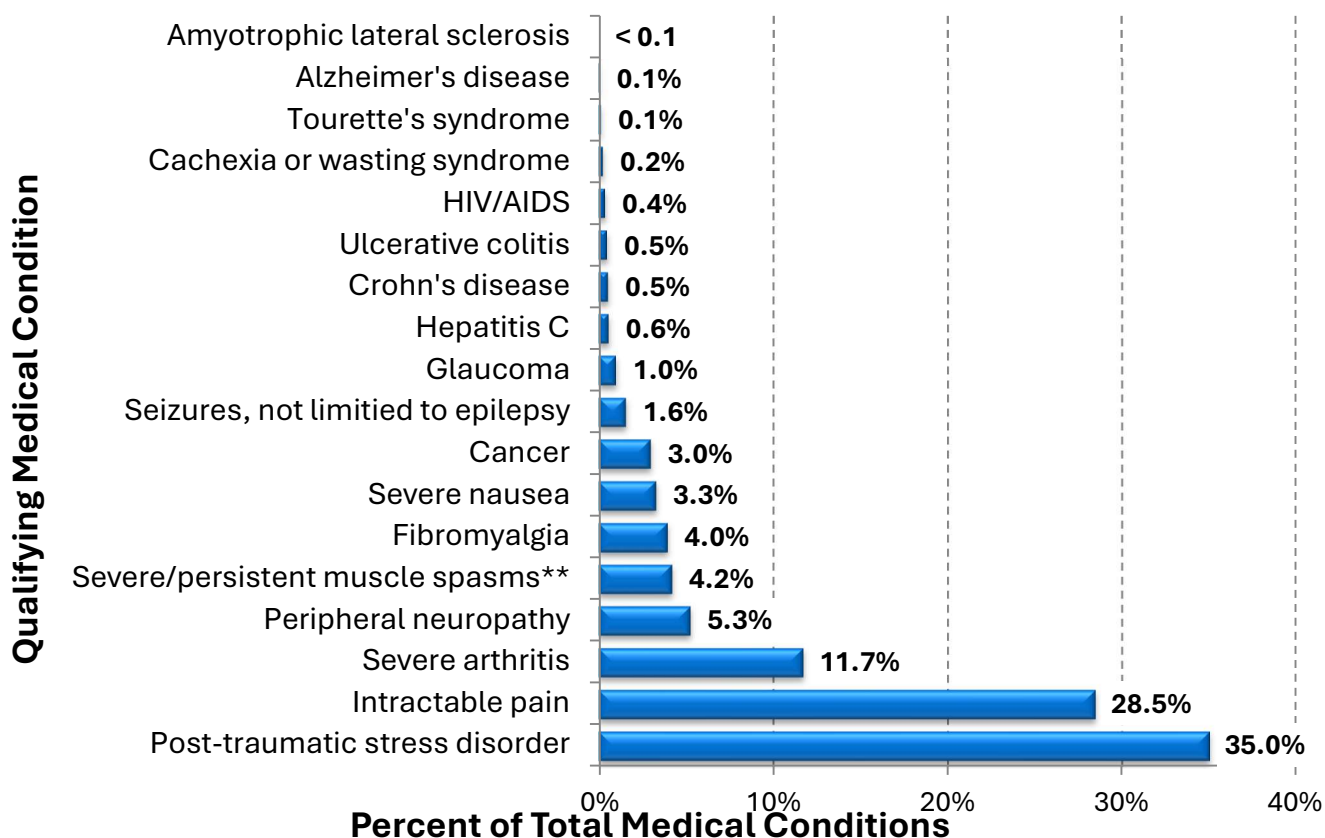
Note: A visitor is an individual either from another state visiting Arkansas or recently moved to Arkansas that received a temporary Medical Marijuana Registry ID card

- A total of 79,938 patient renewal applications were submitted for Medical Marijuana Registry ID Cards; 74,263 patient renewal applications were approved (Table 2).
- A total of 216 caregiver renewal applications were submitted for Medical Marijuana Registry ID Cards; 128 renewal applications were approved.
- A total of 10,914 visitor renewal applications were submitted for Medical Marijuana Registry ID Cards; 10,279 visitor renewal applications were approved.

Source: Medical Marijuana Program, Arkansas Department of Health

Patients' Qualifying Medical Conditions*

Figure 1: Patients' Qualifying Medical Conditions, Arkansas, FY 2025



*Many patients had more than one qualifying medical condition.

**including without limitation those characteristic of multiple sclerosis

- The most prevalent qualifying medical condition among Medical Marijuana Registry ID Card recipients was post-traumatic stress disorder (35.0%, Figure 1).
- The second and third most prevalent conditions were intractable pain (28.5%) and severe arthritis (11.7%), followed by peripheral neuropathy (5.3%) and severe and persistent muscle spasms, including without limitation those characteristic of multiple sclerosis (4.2%).
- The least prevalent medical conditions reported were amyotrophic lateral sclerosis (< 0.1%), Alzheimer's disease (0.1%), and Tourette's syndrome (0.1%).

Source: Medical Marijuana Program, Arkansas Department of Health

Patients' Qualifying Medical Conditions*

Table 3: Patients' Qualifying Medical Conditions, Arkansas, FY 2025

Patients' Qualifying Medical Conditions	Count	Percent
Post-traumatic stress disorder	89,340	35.0%
Intractable pain, which is pain that has not responded to ordinary medications, treatment or surgical measures for more than six (6) months	72,643	28.5%
Severe arthritis	29,938	11.7%
Peripheral neuropathy	13,422	5.3%
Severe and persistent muscle spasms, including without limitation those characteristic of multiple sclerosis	10,761	4.2%
Fibromyalgia	10,112	4.0%
Severe nausea	8,416	3.3%
Cancer	7,616	3.0%
Seizures, including without limitation those characteristic of epilepsy	4,002	1.6%
Glaucoma	2,554	1.0%
Hepatitis C	1,439	0.6%
Crohn's disease	1,366	0.5%
Ulcerative colitis	1,231	0.5%
Positive status for human immunodeficiency virus/ acquired immune deficiency syndrome	963	0.4%
Cachexia or wasting syndrome	635	0.2%
Tourette's syndrome	318	0.1%
Alzheimer's disease	150	0.1%
Amyotrophic lateral sclerosis	33	<0.1%

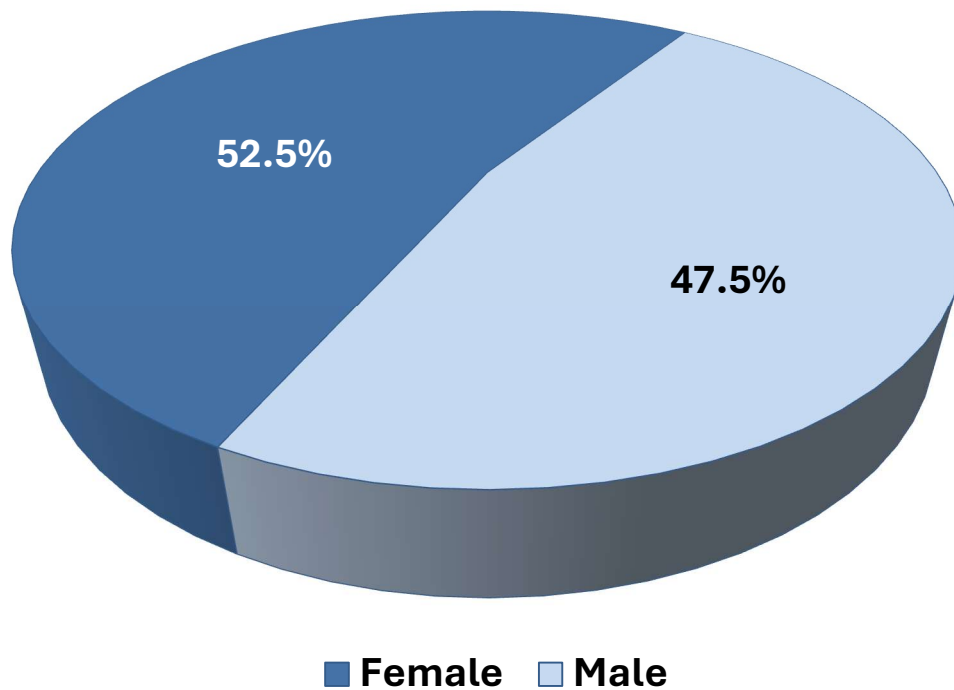
*Many patients had more than one qualifying medical condition.

Source: Medical Marijuana Program, Arkansas Department of Health

APPENDICES

Appendix 1

Percent of Approved Patients with Medical Marijuana Registry ID Card by Sex, Arkansas, FY 2025



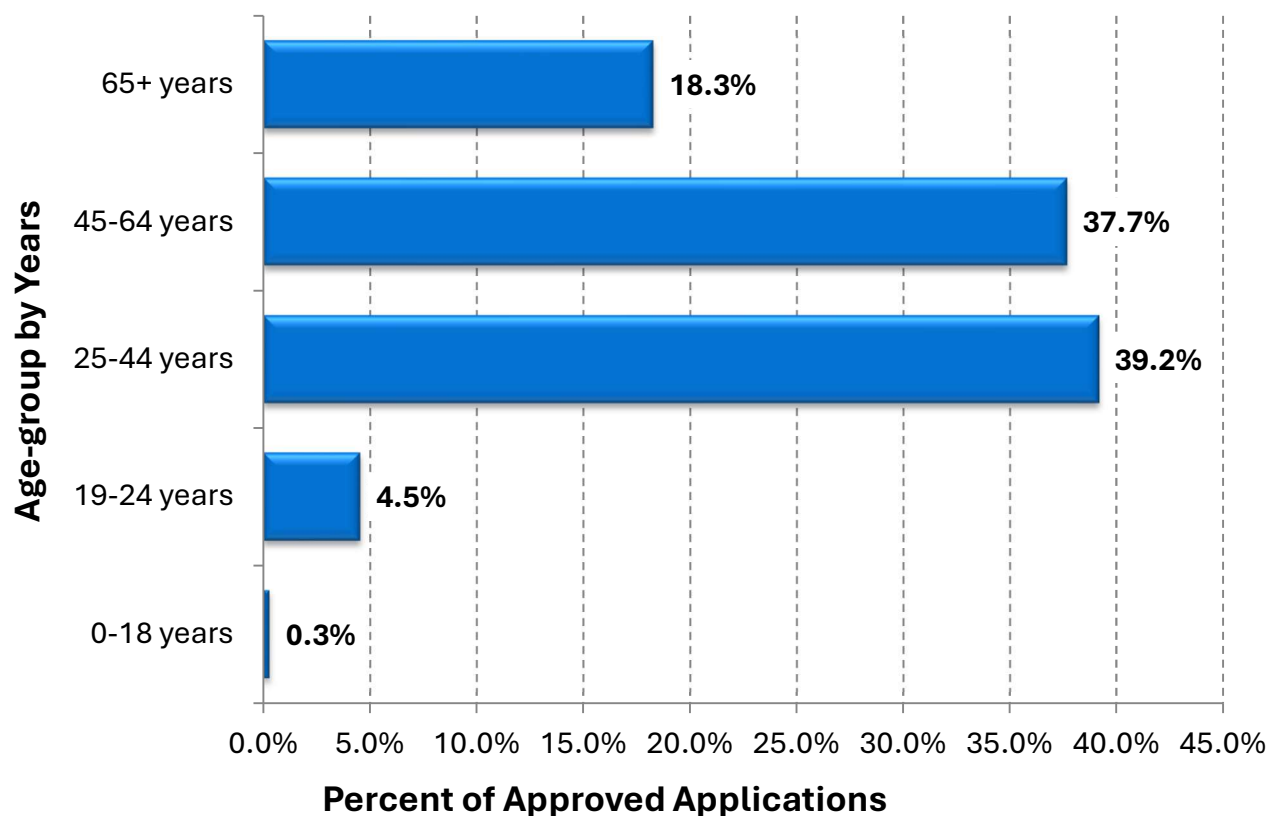
P

Counts and Percentages by Sex		
Sex	Count	Percent
Male	51,338	47.5%
Female	56,683	52.5%
Total	108,021	100%

Source: Medical Marijuana Program, Arkansas Department of Health

Appendix 2

Percent of Approved Patients with Medical Marijuana Registry ID Card by Age-Group, Arkansas, FY 2025

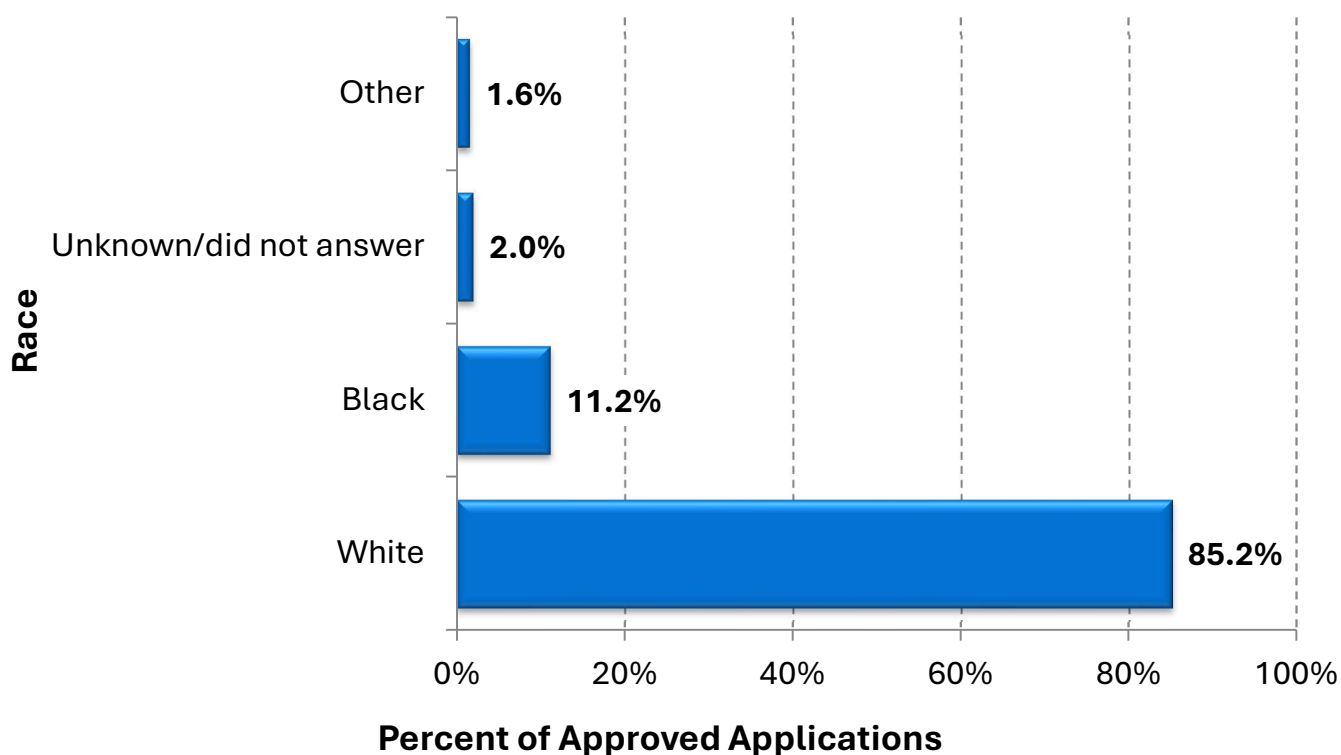


Counts and Percentages by Age-Group		
Age-Group	Count	Percent
0 to 18 years	312	0.3%
19 to 24 years	4,905	4.5%
25 to 44 years	42,327	39.2%
45 to 64 years	40,712	37.7%
≥65 years	19,765	18.3%
Total	108,021	100%

Source: Medical Marijuana Program, Arkansas Department of Health

Appendix 3

Percent of Approved Patients with Medical Marijuana Registry ID Card by Race, Arkansas, FY 2025



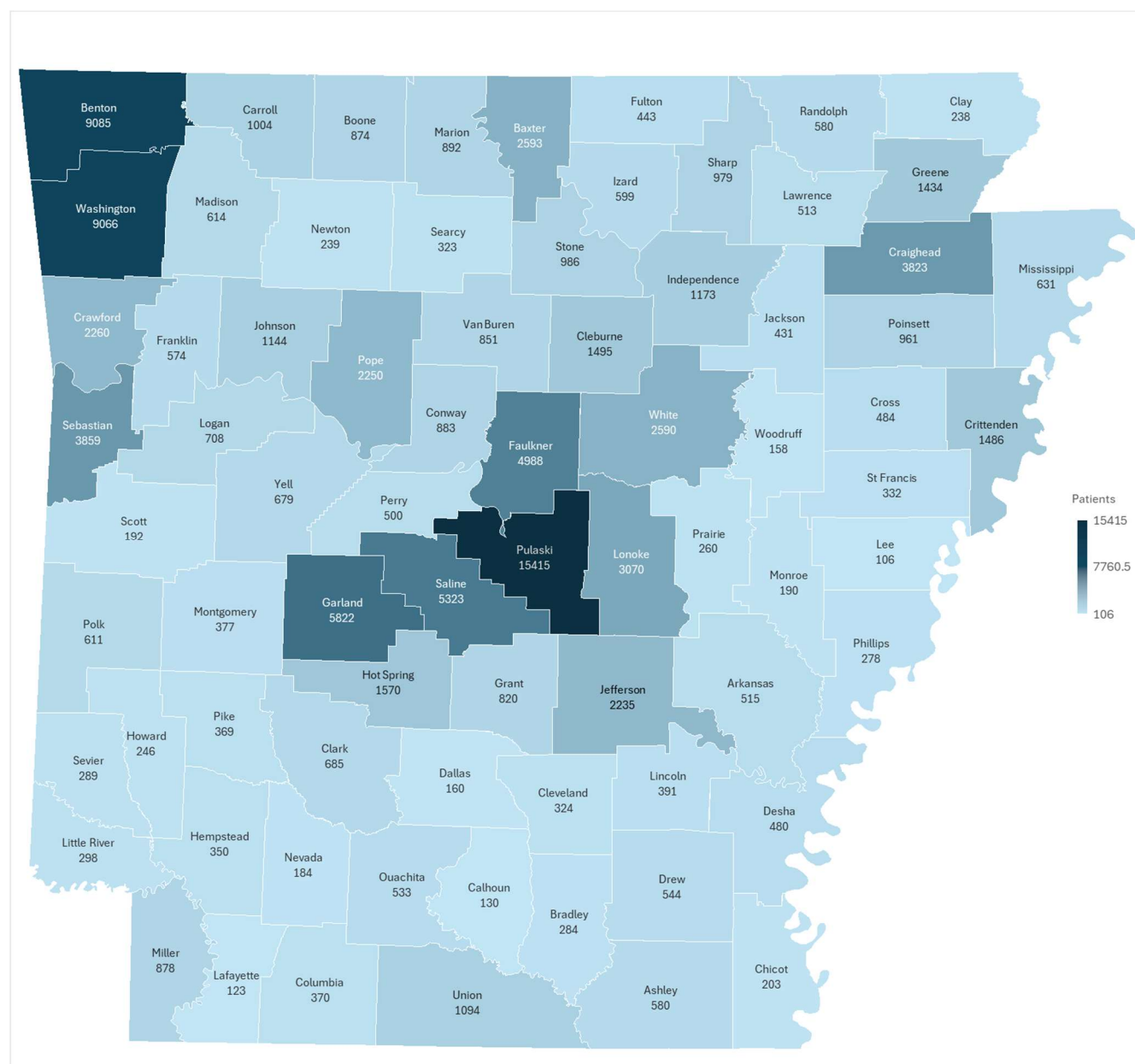
Counts and Percentages by Race		
Race	Count	Percent
White	92,007	85.2%
Black	12,108	11.2%
Unknown/ Did not answer	2,182	2.0%
Other	1,724	1.6%
Total	108,021	100%

Note: The "Other" Race category consists of Alaskan or American Indian, Asian and Pacific Islander.

Source: Medical Marijuana Program, Arkansas Department of Health

Appendix 4

Number of Approved Patients with Medical Marijuana Registry ID Card by County, Arkansas, FY 2025



Source: Medical Marijuana Program, Arkansas Department of Health

Appendix 4, continued

Number of Approved Patients with Medical Marijuana Registry ID Card by County, Arkansas, FY 2025

County	Count
Arkansas	515
Ashley	580
Baxter	2,593
Benton	9,085
Boone	874
Bradley	284
Calhoun	130
Carroll	1,004
Chicot	203
Clark	685
Clay	238
Cleburne	1,495
Cleveland	324
Columbia	370
Conway	883
Craighead	3,823
Crawford	2,260
Crittenden	1,486
Cross	484
Dallas	160
Desha	480
Drew	544
Faulkner	4,988
Franklin	574
Fulton	443
Garland	5,822
Grant	820
Greene	1,434
Hempstead	350
Hot Spring	1,570
Howard	246
Independence	1,173
Izard	599
Jackson	431
Jefferson	2,235
Johnson	1,144
Lafayette	123
Lawrence	513

County	Count
Lee	106
Lincoln	391
Little River	298
Logan	708
Lonoke	3,070
Madison	614
Marion	892
Miller	878
Mississippi	631
Monroe	190
Montgomery	377
Nevada	184
Newton	239
Ouachita	533
Perry	500
Phillips	278
Pike	369
Poinsett	961
Polk	611
Pope	2,250
Prairie	260
Pulaski	15,415
Randolph	580
St. Francis	332
Saline	5,323
Scott	192
Searcy	323
Sebastian	3,859
Sevier	289
Sharp	979
Stone	986
Union	1,094
Van Buren	851
Washington	9,066
White	2,590
Woodruff	158
Yell	679
State	108,021

Source: Medical Marijuana Program, Arkansas Department of Health

Resources

1. Medical Marijuana Program, Arkansas Department:

<https://www.healthy.arkansas.gov/programs-services/topics/medical-marijuana>

2. Medical Marijuana, Arkansas Alcohol Beverage Control and Arkansas Medical Marijuana Commission:

<https://www.dfa.arkansas.gov/office/medical-marijuana-commission/>

Contact Information

Media:

Arkansas Department of Health

Office of Health Communications

adh.communications@arkansas.gov

Application, Cultivator and Dispensary Questions:

Arkansas Alcohol Beverage Control

Medical Marijuana Commission

<https://www.dfa.arkansas.gov/office/medical-marijuana-commission/>