

Arkansas Hospital Hub

Hospital Hub URL: <https://aremshospital.adh.arkansas.gov/>

Enter your Username & Password

- If you cannot remember your Username & Password, please contact the Section of EMS at 501-661-2262 or by email at adhems@arkansas.gov. Please mention Hospital Hub in the subject line.

Additional Users Guides are available once you log in. Go to Help (upper right side of screen) → click Resource Bridge → use the menu bar on the left side of the screen and under Hospital Hub the following guides are available under Help

Articles:

- Hospital Hub Administrator Guide
- Hospital Hub User Guide
- Viewing Recent Arrivals: Quick Reference Guide

Hospital Hub Patient Care Record Display page: Click on 'Hospital Hub' on the Menu bar

- Far left hover will show whether ePCR is from V2 or V3.
- Column with percentage is the current validation score from the system (V2 & V3 are different)
- Column headings show info important to the Hub user – which columns appear can be customized using 'Settings'

ePCRs appear on Hospital Hub if the Destination Name is your Hospital. Sort order is most recent on top based on Arrival Date(Time). Records missing Arrival Date(Time) will be at the bottom – but all of your Hospital's Hub ePCRs can be found using 'Search'.

	Response Number	Incident Number	PCR Number	Date Entered	Service	DOB	Arrival Date
100%	SB1-20150508-00001	SB1-20150508-00001	abc123efc	05/08/2015	Demo Training EMS Agency	05/03/1973	05/08/2015 12:55
-57%	abcdTest123	abcdTest123	0d3636940d5b4136a9abb99eaf60a0...	05/08/2015 13:18	Demo Training EMS Agency	05/03/1973	05/08/2015 11:51
92%	SB1-20130814-00001	SB1-20130814-00001	00001	08/14/2013	Demo Training EMS Agency	01/01/1960	08/14/2013 11:10
100%	SB1-20130418-026	SB1-20130418-026	45556667	04/18/2013	Demo Training EMS Agency		04/18/2013 20:37
31%	SB1-20130415-017	SB1-20130415-017	123456789	04/15/2013	Demo Training EMS Agency		
34%	SB1-20130410-014	SB1-20130410-014	13-1-0054	04/10/2013	Demo Training EMS Agency		

Settings: Click on 'Settings' on the white menu bar.

- Allows you to change which columns are displayed on your Hub dashboard
- Choose different options for your standard view and for your "Incoming" view.
- The "Show Last in Hour(s)" button allows you to adjust what time span your incoming view displays.

Incoming: The Incoming view can be selected by clicking the "Incoming" button from the menu bar. Your displayed records will now be only ones during your selected time range and with the column headings selected in settings for incoming patients. To return to the full view and not restrict to incoming, click the Incoming button again to deselect. You may also need to click 'reset' on the menu bar.

	Response Number	Incident Number	PCR Number	Date Entered	Service	Arrival Date	Attachment Count
100%	SB1-20150508-00001	SB1-20150508-00001	abc123efc	05/08/2015	Demo Training EMS Agency	05/08/2015 12:55	0
-57%	abcdTest123	abcdTest123	0d3636940d5b4136a9abb99eaf60a0...	05/08/2015 13:18	Demo Training EMS Agency	05/08/2015 11:51	1

Search: Allows Hub users to search for a particular patient by various criteria

IMAGE TREND HOSPITAL HUB Anne Vossbrink (logout) Help

Agencies My Agency Hospital Hub Reports

Demo Destination

Hospital Run History Search

Last Name: Is [Last Name]
Social Security #: Is [Social Security #]
Date of Birth: Is [Date of Birth]
Date Arrived at Destination: [] To []
Date Incident Reported: [] To []
Incident #: Is [Incident #]
Call #: Is [Call #]
PCR #: Is [PCR #]
Service Name: Is [Service Name]

Location Type: Is [-All-]
Responding Unit: Is [Responding Unit]
City: Is [City]
State: Is [-All-]
Postal Code: Is [Postal Code]
County: Is [County]
Crew Member: Is [Crew Member]
Race: Is [-All-]
Ethnicity: Is [-All-]
Destination Name: Is [-Select Destination Name-]

Search Reset Cancel

Print: Highlight the ePCR then click print. It will open in a separate window.

Patient Name: test, fred

Prehospital Care Report

Demo Training EMS Agency
123 Main Street
Phoenix, AZ 85007

Incident Date: 05/08/2015 Call #: SB1-20150508-00001 Patient Care #: abc123efc

Patient Information		
Name: test, fred	Age: 42 Years	D.O.B: 05/03/1973 (mm/dd/yyyy)
Address: 1235 main st Phoenix, Maricopa, AZ 85002	Gender: Male Weight: KG / LB	SSN: Race: White
	Phone:	Ethnicity:

Provider Impression	
Primary Impression	Secondary Impression
Traumatic Injury	Not Applicable

Narrative

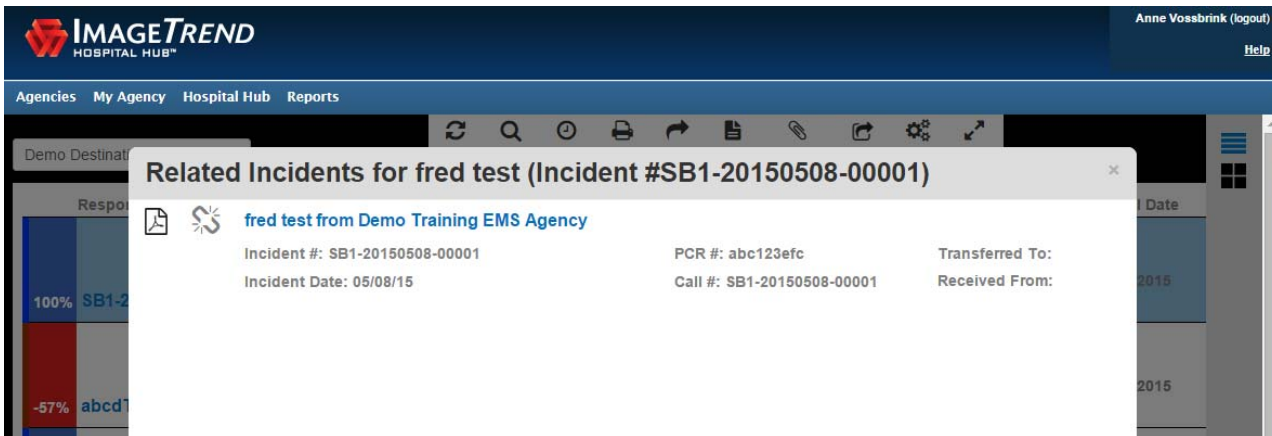
Summary of Events

this is a demo narrative

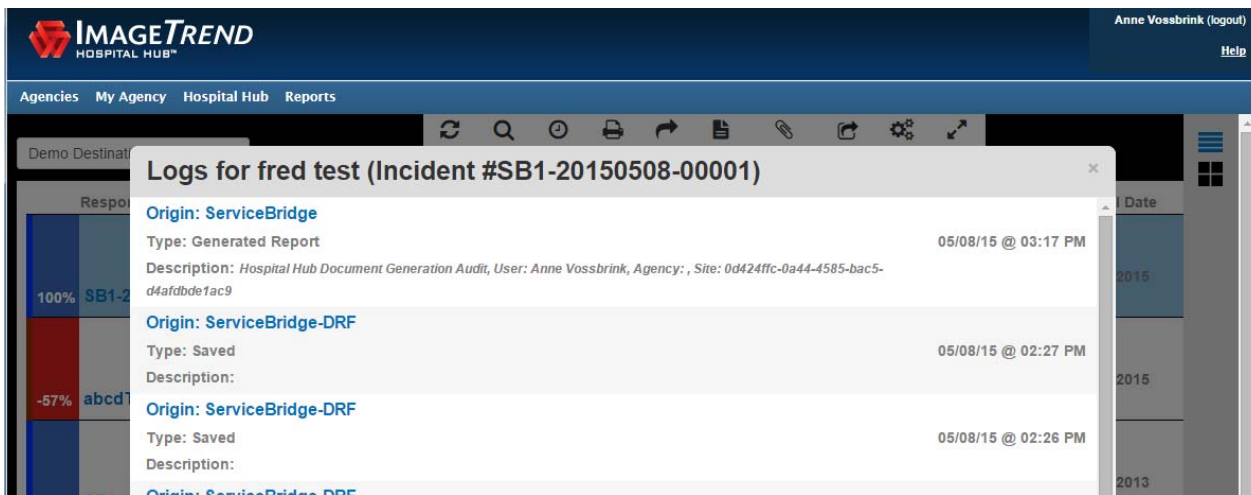
Prior Aid		
Prior Aid	Performed By	Outcome
	N/A	N/A

Past Medical History

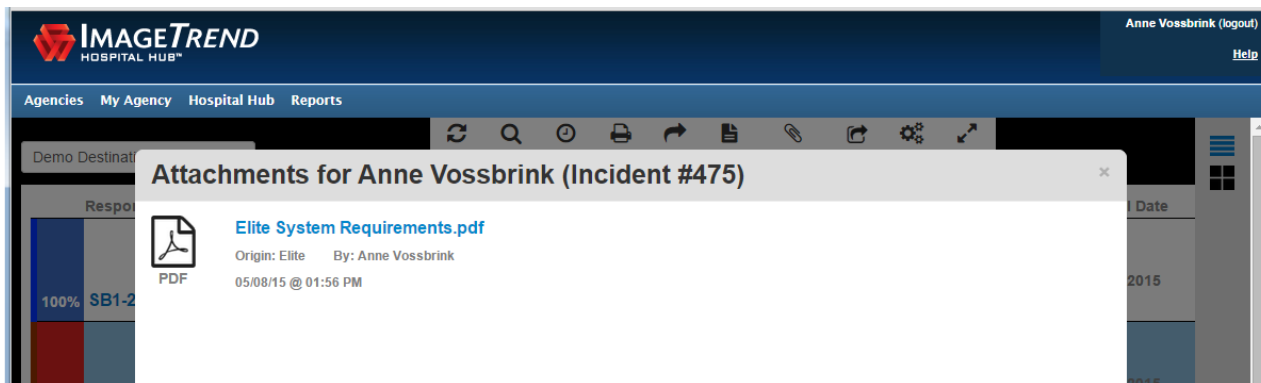
Related cases: Will show any possibly related cases. Related would mean same patient or same incident of service, as identified by certain key variables if these were completed. And, ePCRs listed for possible relatedness would only be ones viewable on your Hub. Future plans to have potentially related ePCRs listed based on Demographic info.



Log: Displays a log of ePCR access.



Attachments: View and Print any attachments that were made to the ePCR



Outcome: Both V2 and V3 ePCRs can have select patient outcome data entered by the Hospital for agency use.

V2 available Outcome Variables:

The screenshot shows a web application window titled "Enter Outcome Data for test, fred (Incident #SB1-20150508-00001)". The form contains the following fields:

- Emergency Department Disposition (E22.1):** A dropdown menu with the selected option "- Emergency Department Disposition -".
- Hospital Disposition (E22.2):** A dropdown menu with the selected option "- Hospital Disposition -".
- Patient Registry ID (E22.4):** A text input field containing "Patient Registry ID (E22.4)".
- Total ICU Length of Stay (Days) (IT27.12):** A text input field containing "Total ICU Length of Stay (Days) (IT27.12)".
- Total Ventilator Days (IT27.13):** A text input field containing "Total Ventilator Days (IT27.13)".
- Date/Time of Hospital Discharge (IT27.14):** A date and time selection interface. The date is selected as 05/14/2015 and the time is 11:10. A note indicates the format is HH:mm (24-Hour Format).
- Outcome of Hospital Discharge (IT27.15):** A dropdown menu with the selected option "- Outcome of Hospital Discharge -".

V3 available Outcome Variables:

The screenshot shows a web application window titled "Enter Outcome Data for testing5, test (Incident #qr333)". The form contains the following fields:

- Emergency Department Disposition (eOutcome.01):** A dropdown menu with the selected option "- Emergency Department Disposition -".
- Hospital Disposition (eOutcome.02):** A dropdown menu with the selected option "- Hospital Disposition -".
- Patient Registry ID (eOutcome.04):** A text input field containing "Patient Registry ID".
- Emergency Department Chief Complaint (eOutcome.06):** A text input field containing "Emergency Department Chief Complaint".
- Emergency Department First SBP (eOutcome.07):** A text input field containing "Emergency Department First SBP".
- Patient Care Registry (eOther.02):** A dropdown menu with the selected option "- Patient Care Registry -".
- Total ICU Length of Stay (Days) (eOutcome.14):** A text input field containing "Total ICU Length of Stay (Days)".
- Total Ventilator Days (eOutcome.15):** A text input field containing "Total Ventilator Days".
- Date/Time of Hospital Admission (eOutcome.11):** A date and time selection interface. The date is selected as 05/14/2015 and the time is 11:10. A note indicates the format is HH:mm (24-Hour Format).
- Date/Time of Hospital Discharge (eOutcome.16):** A date and time selection interface. The date is selected as 05/14/2015 and the time is 11:10. A note indicates the format is HH:mm (24-Hour Format).

At the bottom right of the form, there are "Close" and "Save" buttons.

Any Questions? Please contact the Section of EMS at 501-661-2262 or by email adhems@arkansas.gov. Please mention Hospital Hub in the subject line.