



ANNUAL REPORT 2019-2020

Arkansas State Board of Nursing

Email: ASBN.info@arkansas.gov

www.arsbn.org

TABLE OF CONTENTS

FROM THE DIRECTOR _____	3
Annual Report _____	3
Legislative Mandate _____	4
BOARD MEMBERS _____	5
BOARD STAFF _____	6
COMMITTEES _____	7
BUDGET _____	8
FAITH A. FIELDS NURSING SCHOLARSHIP LOAN _____	14
DISCIPLINE _____	16
ArNAP _____	18
LICENSURE _____	20
Advanced Practice _____	20
Examination & Endorsement _____	21
Renewals _____	22
Retired _____	22
Military _____	22
Criminal Background Checks _____	22
EDUCATION _____	23
Continuing Education Presentations _____	23
Education Programs _____	23
Approved Nursing Programs _____	24
Approved Medication Assistant-Certified Programs _____	26
Education Programs Enrollment _____	27
Licensing Examination Data _____	29
STATISTICS - Nurses Licensed in Arkansas _____	32
Certified Nurse Midwives _____	33
Certified Nurse Practitioners _____	35
Certified Registered Nurse Anesthetists _____	42
Clinical Nurse Specialists _____	46
Licensed Practical Nurses _____	50
Licensed Psychiatric Technician Nurses _____	57
Medication Assistant - Certified _____	59
Registered Nurses _____	60
Registered Nurse Practitioners _____	68

FROM THE DIRECTOR



It is with great pleasure that I present to you the Arkansas State Board of Nursing's 2020 Annual Report. This report reflects the Board of Nursing's activity from July 1, 2019 through June 30, 2020.

The mission of the Board of Nursing is to protect the public and act as their advocate by effectively regulating the practice of nursing. The Arkansas State Board of Nursing is composed of 13 board members. In accordance with state statutes, there are seven registered nurses (RNs) on the board. Of these seven RNs, two are advanced practice registered nurses with at least one of them holding prescriptive authority; one has (as their highest educational preparation) a diploma, two have an associate degree and two have a baccalaureate or higher degree in nursing. There are three licensed practical or licensed psychiatric technician nurses and two consumers, one of which represents the elderly population. One additional at-large member is a licensed registered nurse or licensed practical nurse. One registered nurse must be an educator.

The agency consists of an administrative staff of 29 hard-working and dedicated individuals.

The Board is involved in nursing regulation on the local, state and national levels in order to address the ever-changing needs of the citizens of Arkansas. The annual report reflects the myriad of activities conducted by the Board and its staff in their commitment of fulfilling the mission of public protection. As you review this information, I hope you find the report informative and useful.

A handwritten signature in black ink that reads "Sue A. Tedford".

**Sue A. Tedford, MNSc, APRN
ASBN Executive Director**

Annual Report

The Annual Report of the Arkansas State Board of Nursing is prepared and distributed in accordance with the *Nurse Practice Act* of the State of Arkansas, Arkansas Code Annotated § 17-87-203 (4). It contains information regarding the Board's activities, as well as information about nurses licensed by the Arkansas State Board of Nursing, organized by licensure type and county of residence. Data on the supply and distribution of nurses licensed is included in Appendix A of this report. This data is obtained from responses during license renewal.

The mission of the Arkansas State Board of Nursing is to protect the public and act as their advocate by effectively regulating the practice of nursing.

Legislative Mandate

The Arkansas State Board of Nursing has a legislative mandate to protect the public by assuring that any person practicing nursing is qualified to do so. The law governing the Board of Nursing is covered under the *Nurse Practice Act* (NPA) of the State of Arkansas (reprinted from Arkansas Code Annotated § 17-87-101 - § 17-87-711). In keeping with the power and responsibilities in the NPA, the Board:

- Maintains an office for the administration of its business and employs personnel necessary for carrying out its functions; examines, licenses and renews licenses or certificates of duly qualified applicants for nursing licensure and medication assistant certification;
- Prescribes minimum standards, approves curricula, surveys and approves educational programs preparing nurses for nursing licensure and medication assistant certification;
- Promulgates rules necessary for the implementation of the NPA and submits these to the Arkansas legislative bodies for review;
- Develops and recommends role levels of technical classes of nursing service and practice to state and federal health agencies and to public and private administrative bodies;
- Conducts disciplinary proceedings and causes prosecution of persons violating the NPA; and
- Grants certificates of prescriptive authority to qualified advanced practice registered nurses.



BOARD MEMBERS

The Board of Nursing is composed of thirteen Board Members appointed by the Governor:

<ul style="list-style-type: none"> ▪ Seven registered nurses <ul style="list-style-type: none"> ○ One advanced practice with prescriptive authority ○ One advanced practice ○ One Diploma School graduate ○ Two associate degree graduates ○ Two baccalaureate degree or post-baccalaureate degree graduates <p><i>One registered nurse must be an educator</i></p>	<ul style="list-style-type: none"> ▪ Three licensed practical nurses or licensed psychiatric technician nurses ▪ One additional at-large member who is a licensed registered nurse or licensed practical nurse ▪ One consumer member ▪ One representative of the older population
--	---

BOARD APPOINTEES FOR FISCAL YEAR 2019-2020
(Term expires October 1 of the year listed)

<ul style="list-style-type: none"> • BURDINE, Michael, RN, Springdale 2019 (<i>RN - Associate degree</i>) 	<ul style="list-style-type: none"> • HOUSH, Ramonda, APRN, Pocahontas 2023 (<i>APRN</i>)
<ul style="list-style-type: none"> • DYCUS, Neldia, RN, Cabot 2021 (<i>Diploma</i>) 	<ul style="list-style-type: none"> • IVERS, Janice, RN, Jessieville 2020 (<i>BSN or higher</i>)
<ul style="list-style-type: none"> • FULTZ, Jasper, LPN, Augusta 2023 (<i>LPN</i>) 	<ul style="list-style-type: none"> • LINDOW, Lance, RN, Benton 2021 (<i>Associate degree</i>)
<ul style="list-style-type: none"> • GARNER, Melanie, LPN, Fort Smith 2020 (<i>LPN</i>) 	<ul style="list-style-type: none"> • SIMS, Rachel, RN, Cammack Village 2021 (<i>RN</i>)
<ul style="list-style-type: none"> • GREEN, Yolanda, LPN, No. Little Rock 2021 (<i>LPN</i>) 	<p><u>Term expired October 1, 2019</u> BOHN, Kaci, Ph.D., Searcy (<i>Consumer Rep.</i>) LEAL, Pamela, RN, Shirley (<i>Rep. of the Older Population</i>) MIHALKO-CORBITT, Renee, DNP, APRN, ACNS-BC, Cabot (<i>APRN</i>)</p>
<ul style="list-style-type: none"> • HIPP, Stacie, APRN, Pine Bluff - 2020 (<i>BSN or higher</i>) 	



BOARD OFFICERS
President - Mike Burdine, RN
Vice President - Lance Lindow, RN
Secretary - Stacie Hipp, APRN
Treasurer - Janice Ivers, RN

BOARD STAFF

ADMINISTRATION

Sue A. Tedford, MNSc, APRN
ASBN Director

Leslie Suggs
Executive Assistant to the Director

ACCOUNTING

Darla Erickson, CPA
Administrative Services Manager

Mindy Darner
Administrative Specialist II

Amanda Holiman
Fiscal Support Specialist

Andrea McCuien
Administrative Specialist II

ALTERNATIVE TO DISCIPLINE

Tonya Gierke, JD, BNS, RN
ASBN Assistant Director - ArNAP

DISCIPLINE & PRACTICE

Lisa Wooten, MPH, BSN, RN
ASBN Assistant Director

Debbie Rodgers, MSN, RN
ASBN Program Coordinator

Corrie Edge
Legal Support Specialist

Debra Fletcher
Legal Support Specialist

Brandon Grimes
Regulatory Board Chief Investigator

Stephanie Johnsen
Administrative Analyst

Chandler Sullivan
Legal Support Specialist

INFORMATION TECHNOLOGY

LouAnn Walker
Public Information Coordinator

Albert Williams
Information Systems Coordinator

Susan Moore
Computer Operator

EDUCATION & LICENSING

Karen McCumpsey, MNSc, RN, CNE
ASBN Assistant Director

Tammy Vaughn, MSN, RN, CNE
ASBN Program Coordinator

Carla Davis
Licensing Coordinator

Lori Gephardt
Licensing Coordinator

Shannon Nixon
Licensing Coordinator

Tra'Vonda Tate
Licensing Coordinator

Markeisha Rotimi
Licensing Coordinator

LEGAL

David Dawson
General Counsel

Mary Trentham, MNSc, MBA,
APRN-BC
Attorney Specialist



COMMITTEES

<p>Administrative</p> <p>The ASBN Administrative Committee serves in an advisory and capacity and makes recommendations to the full Board which align with the Board’s mission of public protection. The committee provides oversight on administrative matters and is responsible for providing direction for the agency. Some of the activities conducted by the committee include developing and revising agency policies, addressing legislative issues, evaluating the strategic plan and providing guidance to staff on various administrative functions. The Administrative Committee Chairperson is Stacie Hipp, APRN.</p>	<p>Education</p> <p>The Nursing Education Committee reviews nursing education issues and standards for the purpose of making recommendations to the Board. The committee proposes guidelines for use in implementing the Rules regarding nursing education programs, reviews new and established nursing education programs and addresses current nursing education issues and trends. During FY2020, the Education Committee reviewed and approved eleven existing nursing programs and gave initial approval to two RN programs, prerequisite approval to one RN completion program and initial approval to one Medication Assistant Certified (MA-C) program. The committee also gave prerequisite approval to Arkansas’ first Master’s Entry into Professional Nursing program. The Education Committee Chairperson is Ramonda Housh, APRN.</p>
<p>Finance</p> <p>The ASBN Finance Committee is a group of designated board members who provide recommendations to the full board. Board members are responsible for the oversight of ASBN, so the Finance Committee is charged with the review of ASBN’s financial information. Janice Ivers, RN, is Chairperson of the Finance Committee. The financial information reviewed by the Finance Committee includes, but is not limited to, the following:</p> <ul style="list-style-type: none"> • Financial Statements • Financial Documents provided by the Arkansas Department of Health • Reconciliations of Financial Statements to AASIS • Accounting policies • Authorizations of board member attendees for travel (i.e., Mid-Year, Annual NCSBN Meetings) • Strategic Plan - Finance related items • CAFR Reports • Signs of Financial Difficulty Reminders • Biennial Budget • Annual Operations Plan • Audit Review • Control Self-Assessment Review • Nursing Student Loan Program • Any other finance related issues or documents 	
<p>Practice</p> <p>The ASBN Practice Committee reviews and researches best practices for current issues in nursing practice and recommends official positions or other actions to the full Board. Also, the Practice Committee monitors open investigations for trends in length of time the case is open and makes recommendations to the full Board. The Practice Committee addresses other issues as assigned by the Board President.</p> <p>The Board President appoints the Practice Committee members which includes Board Members and Nursing Community Representatives. ASBN Staff provides resource material to committee members to assist in making informed decisions regarding the practice of nursing and protection of the public.</p> <p>This past year, the Committee developed and the Board adopted Position Statement 20-1, <i>Role of the Licensed Nurse in Nurse Driven Standing Orders Working in Hospitals that have Adopted and are Subject to the Center for Medicare and Medicaid Conditions of Participation</i>. The Committee is reviewing a position statement on <i>Role of the Licensed Nurse in the Practice of Aesthetics</i>. Neldia Dycus, RN, is the committee chair.</p>	<p>Prescriptive Authority</p> <p>The Prescriptive Authority Committee functions in an advisory capacity to assist the Board with oversight and implementation of the provisions regarding prescriptive authority.</p> <p>This committee is composed of six members appointed by the Board and approved by the governor. Four members are APRNs with at least three members holding certificates of prescriptive authority and active DEA numbers. One member is a licensed physician who has been involved in a collaborative practice agreement with an APRN for at least five years. One member is a licensed pharmacist who has been licensed at least five years.</p>

BUDGET

The Arkansas State Board of Nursing does not receive appropriations of general revenue from the state. Nurse licensure fees constitute the agency's primary financial support. The FY2020 total revenue was \$3,866,019.06. Expenses for the fiscal year totaled \$3,085,354.95. Total revenue and expenses includes Board of Nursing operating fund, nursing student loan fund, continuing education workshop fund, grant fund, and criminal background check fund.

The Board is required to pay 1.5 percent of revenue fees to the Treasury of the State of Arkansas. These funds are credited to the State's General Fund for appropriation to various other agencies and services of state government. The Board paid \$57,551.75 to the General Fund for FY2020. The financial statements and graphs on the following pages reflect the breakdown of revenue and expenses for the fiscal year 2020.

The Nursing Student Loan fund, titled the Faith A. Fields Nursing Scholarship Loan, is a separate fund used only for the purpose of providing loan/scholarships to nursing students and nurse educator students. The program is funded by donations that are deposited into the designated fund. From these funds, nursing students are awarded loans that can become scholarships if they work in the state of Arkansas after graduation and licensure. In addition to the current recipient selections, beginning in the Fall of 2017, each year two recipients are selected to receive the Faith A. Fields Scholarship Loan in honor of the memory of Jill Hasley, the ASBN Program Coordinator in the Advance Practice Department from June 25, 2011 until her death on July 30, 2016.

The Continuing Education fund is also a separate fund that allows the Board of Nursing to collect registration fees for the educational workshops provided by the Board of Nursing. The designated funds from the registration fees are used to offset the costs associated with providing this service.

The Criminal Background Check fund is a separate cash fund the Board used to collect and submit payments for the federal and state criminal background checks for applicants. This fund was established to allow ASBN to run the background checks online. Online processing shortens the time to receive the results and speeds the application process. ASBN still receives the results of the Criminal Records Checks, but is no longer involved in the collection of the fees or in the forwarding of the payments to the appropriate vendor. This is now a direct process.

The Grant fund is a special revenue fund established in FY2018 to comply with Act 521 of 2017. This allows ASBN to provide a grant to the Arkansas Center for Nursing.

The ending balance in the SBN0100 (Operating) fund as of June 30, 2020 was \$5,954,567.48. The balance in the NNB0000 (Continuing Education Workshop) Fund was \$668.55. The balance in the NNB0200 (Nursing Loan) Fund was \$115,504.93. The balance in the NNB0100 (Criminal Background Check) Fund was \$4,075.02. The balance in the SBN0200 (Grant) Fund was \$5,186.60.

**Arkansas State Board of Nursing
Profit & Loss All Funds
July 1, 2019 – June 30, 2020**

Income	Appl/Endorse	169,850.00
	Bldg Lease Inc	7,700.40
	CBC Income	174.73
	CE Income	12.62
	Certifications	2,280.00
	Corp Nursing Reg	125.00
	Exam Fees & Scope P	372,300.00
	Inter-A Grant T	129,173.98
	License & Permit	2,886,558.70
	M&R Trans In	138.00
	Misc Income	9,141.28
	NSL Income	2,097.03
	Pen/Civil Fines	85,453.14
	Rebate	2,614.24
	Refund	1,949.94
	Reinst Fees/Late Pen	119,890.00
	Temp License	76,560.00
	Total Income	3,866,019.06
Cost of Goods Sold (COGS)		
	Special Rev Fee	57,551.75
Total COGS		57,551.75
Gross Profit		3,808,467.31
Expense	Advertising	183.61
	Automobile Expense	405.43
	Board Member Exp	19,327.17
	Contract Labor	7,426.96
	Dues and Subscriptions	11,562.66
	Empl Benefits	151,200.00
	Equipment Rental	9,573.70
	Food Purchase	6,474.38
	Grant	124,813.40
	Insurance	2,646.61
	Inter A-NSL Trans	-50,000.00
	Investigations	133,316.81
	Licenses and Permits	942.30
	Low Value Asset Purchase	12,292.24
	Marketing & Redistribution	115.06
	Miscellaneous	179,173.98
	Nursing Student Loan Payment	44,400.00
	Office Supplies	22,181.69
	Payroll-Matching	359,103.71
	Payroll Expenses	1,598,285.32
	Postage and Delivery	202.61
	Printing and Reproduction	16,715.05
	Process Servers	1,384.09
	Professional Fees	16,523.70
	Rent-Bldg	239,167.08
	Repairs	3,025.05
	Software	97,390.31
	Sponsorship	5,000.00
	Supplies	1,682.45
	Telephone/Communications	53,508.56
	Travel-Staff	15,499.16
	Travel - Other	108.36
	Utilities	1,723.50
Total Expense		3,085,354.95
	Net Income	723,112.36

**Arkansas State Board of Nursing
Operating Fund
July 1, 2019 – June 30, 2020**

Income	Appl/Endorse	169,850.00
	Bldg Lease Inc	7,700.40
	Certifications	2,280.00
	Corp Nursing Reg	125.00
	Exam Fees & Scope P	372,300.00
	License & Permit	2,886,558.70
	M&R Trans In	138.00
	Misc Income	9,141.28
	Pen/Civil Fines	85,453.14
	Rebate	2,614.24
	Refund	1,949.94
	Reinst Fees/Late Pen	119,890.00
	Temp License	76,560.00
	Total Income	3,734,560.70
Cost of Goods Sold (COGS)	Special Rev Fee	57,551.75
Total COGS		57,551.75
Gross Profit		3,677,008.95
Expense	Advertising	183.61
	Automobile Expense	405.43
	Board Member Exp	19,327.17
	Contract Labor	7,426.96
	Dues and Subscriptions	11,562.66
	Empl Benefits	151,200.00
	Equipment Rental	9,573.70
	Food Purchase	6,474.38
	Insurance	2,646.61
	Investigations	133,316.81
	Licenses and Permits	942.30
	Low Value Asset Purchase	12,292.24
	Marketing & Redistribution	115.06
	Miscellaneous	129,173.98
	Office Supplies	22,181.69
	Payroll-Matching	359,103.71
	Payroll Expenses	1,598,285.32
	Postage and Delivery	202.61
	Printing and Reproduction	16,715.05
	Process Servers	1,384.09
	Professional Fees	16,523.70
	Rent-Bldg	239,167.08
	Repairs	3,025.05
	Software	97,390.31
	Sponsorship	5,000.00
	Supplies	1,682.45
	Telephone/Communications	53,508.56
	Travel-Staff	15,499.16
	Travel - Other	108.36
	Utilities	1,723.50
Total Expense		2,916,141.55
	Net Income	760,867.40

**Arkansas State Board of Nursing
Continuing Education Fund
July 1, 2019 – June 30, 2020**

Income		
	CE Int Income	12.62
	Total Income	12.62
Gross Profit		12.62
Total Expense		0.00
	Net Income	12.62

**Arkansas State Board of Nursing
Criminal Background Check Fund
July 1, 2019 – June 30, 2020**

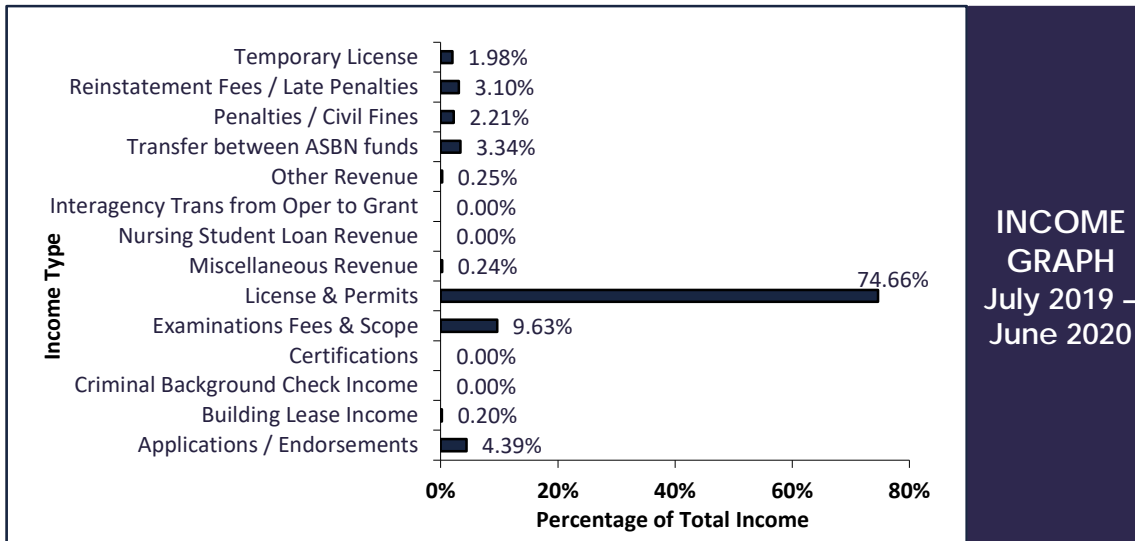
Income		
	CBC Interest Income	174.73
	Total Income	174.73
Gross Profit		174.73
Total Expense		0.00
	Net Income	174.73

**Arkansas State Board of Nursing
Nursing Student Loan Fund
July 1, 2019 – June 30, 2020**

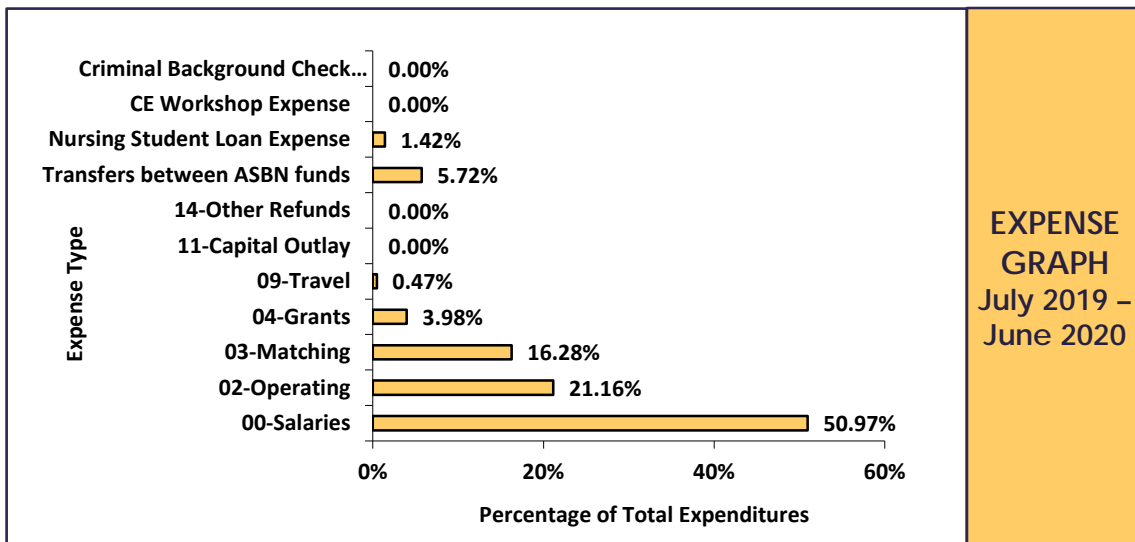
Income		
	NSL Contributions/Donations	50.00
	NSL Interest Income	2,047.03
	Total Income	2,097.03
Gross Profit		2,097.03
Expense		0.00
	Nursing Student Loan Payment	44,400.00
Total Expense		44,400.00
	Net Income	-42,302.97

**Arkansas State Board of Nursing
Grant Fund
July 1, 2019 – June 30, 2020**

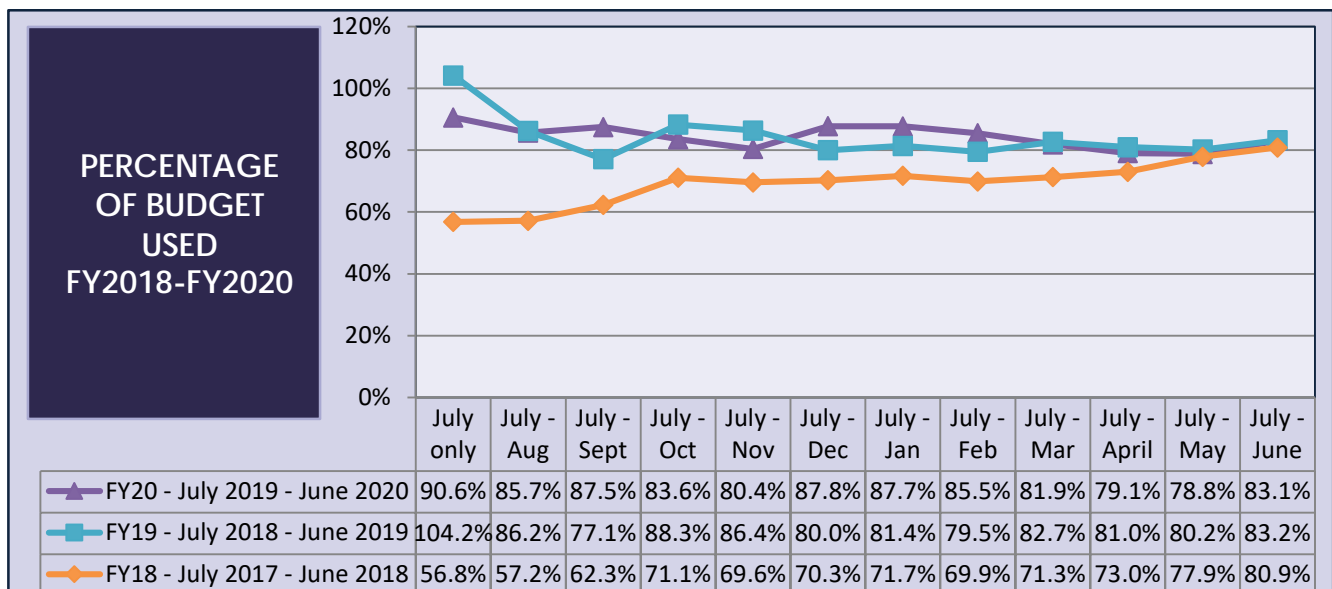
Income		
	Inter-A Grant T-In	129,173.98
	Total Income	129,173.98
Gross Profit		129,173.98
Expense		
	Grant	124,813.40
Total Expense		124,813.40
	Net Income	4,360.58



INCOME GRAPH
July 2019 – June 2020



EXPENSE GRAPH
July 2019 – June 2020



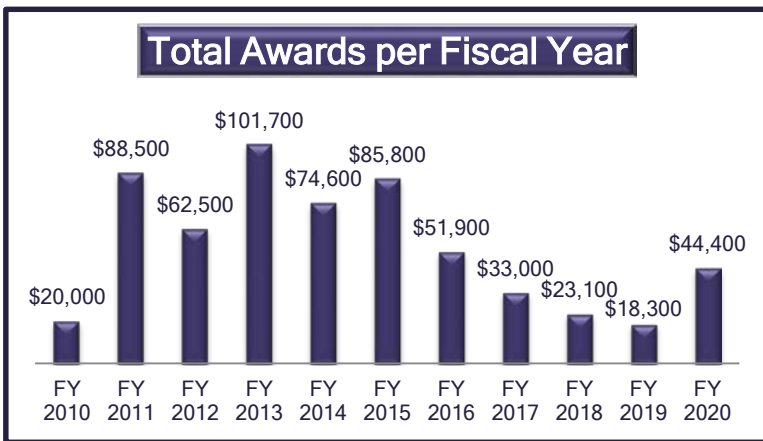
**Arkansas State Board of Nursing
Fee Chart for FY2020
As of 7/1/2019**

Description	Fees
Licensure by Examination Application - RN & LPN	\$100.00
Medication Assistant - Certified Examination	\$35.00
International Nurse Application	\$200.00
Inactive Licensure Reinstatement (plus license renewal)	\$10.00
Lapsed Licensure Reinstatement (late penalty)	\$100.00
Lapsed Certification Reinstatement (late penalty)	\$50.00
CE Late Fee	Various
Certification to another state (RN, LPN & LPTN provided for jurisdictions outside the USA) (APRN, RNP & MA-C provided for all jurisdictions)	\$30.00
CRNA Corp Registration	\$25.00
Licensure by Endorsement Application - LPTN	\$100.00
Licensure by Endorsement Application - APRN, RN & LPN	\$125.00
Medication Assistant - Certified Endorsement	\$65.00
Fines - assessed by ASBN	Various
Temporary Permit Application	\$30.00
Advanced Practice Application	\$125.00
Prescriptive Authority Application	\$160.00
Certified Copy of Records	\$20.00
Duplicate (wall) Credential (discontinued as of 7/17/19 - from \$20 to INA)	N/A
Duplicate Credential	N/A
Renewal License - RN	\$100.00
Renewal License - LPN & LPTN	\$90.00
Renewal License - RNP (must also hold a valid RN license)	\$40.00
Renewal License - CRNA, CNM, CNP, CNS (must also hold a valid RN license)	\$65.00
Medication Assistant - Certified Renewal	\$40.00
CRNA Corp Renewal	\$10.00
Replacement License	N/A
Retired Application / Retired Renewal	N/A
Continuing Education Workshop Registration	\$45.00
State Criminal Background Check Fee (collected by ASBN - entire fee submitted to INA)	\$22.00
Federal Criminal Background Check Fee (collected by ASBN - entire fee submitted to INA)	\$14.25
Annual Report	No charge
CE Approval Request	\$10.00
Copies of Disciplinary Files (fee per page copied)	No charge
Exam Results available on website	No charge
Nurse Practice Act	No charge
Position Statements	No charge
Publications Online	No charge
Returned Check Fee	\$30.00
Rosters, RN, LPN, LPTN, RNP, APRN (ASBN receives \$100.00 / \$100.00 to INA)	\$100.00
Visa Screening	\$30.00

FAITH A. FIELDS NURSING SCHOLARSHIP LOAN

The ASBN nursing student loan program was established in 2003 and legislatively revised by Act 9 in 2009. The purpose of the program is to provide funding for individuals attending a nursing program which will lead to licensure as a nurse or provide a higher degree in nursing. The goal is to increase the number of nurses in practice settings and faculty in nursing education programs. Rep. Tracy Pennartz, the sponsor of the 2009 legislation supported nursing education and requested emphasis be placed on nurses desiring to teach in an Arkansas nursing education program.

Applicants apply for one of two types of scholarship/loan. Applicants entering a nursing program which leads to initial licensure as a nurse or who desire to remain in the practice setting apply for the Practice Loan. Applicants who are already a nurse and currently teach or plan to teach in a nursing program apply for the Educator Loan.

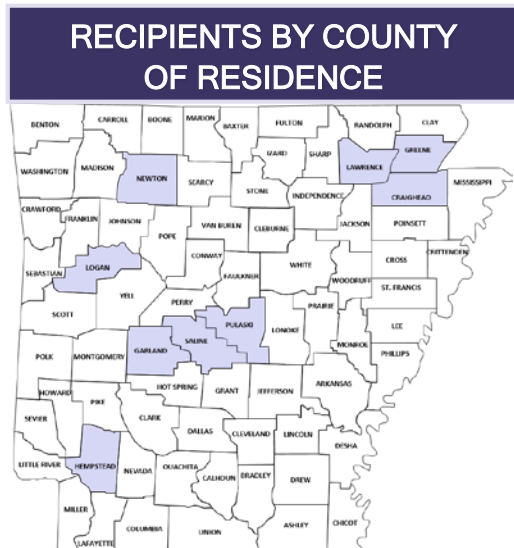


Recipients of either loan type may have their loans converted to scholarships according to the terms of the loan. Recipients of the Practice Loan must practice full-time as a nurse in an Arkansas facility one year for each year of the loan and the Educator Loan recipients must teach full-time in an Arkansas nursing program one year for each year of the loan.

The amount of funding varies each semester depending on the qualifications of the applicants and amount of money available.

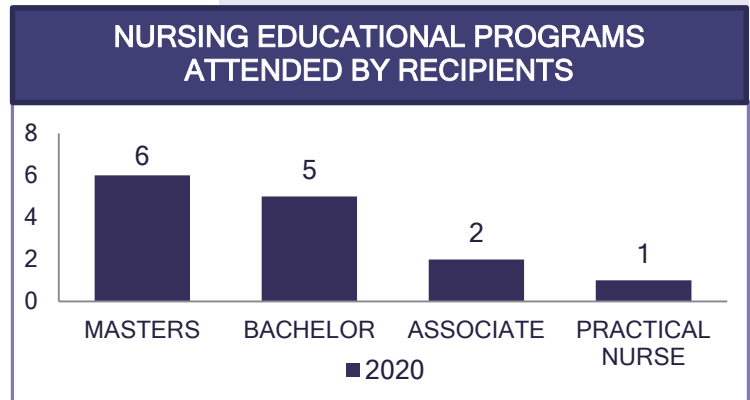
The table demonstrates the amount disbursed for scholarship awards by fiscal year.

Since 2010, the majority of loans have been made to individuals living in Pulaski County (22 percent) with Washington County following at 10 percent. The diagram below displays the counties in which recipients from FY2020 reside.



Educational Programs

Nursing education programs attended by the fourteen individual recipients of FY2020 were from a variety of educational levels. The table below indicates the breakdown of nursing educational programs attended by recipients.

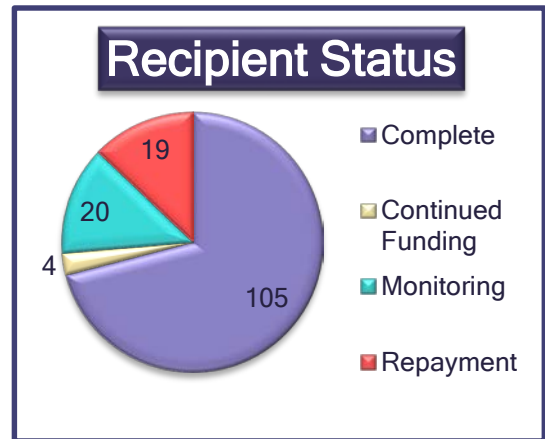


FAITH A. FIELDS NURSING SCHOLARSHIP LOAN

Loan Recipient Status

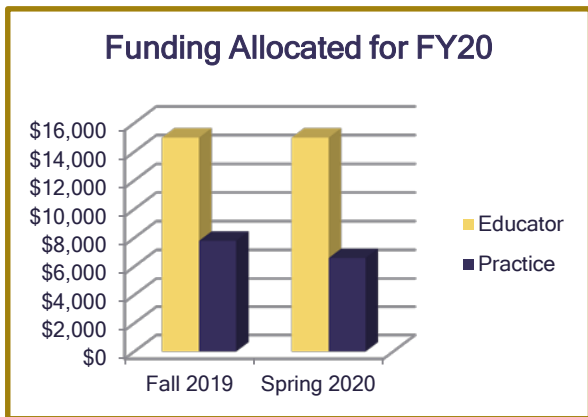
Each recipient has a nine-month grace period following graduation to allow time to secure a nursing position that meets their contract requirements. During this time and while completing their work requirements they are placed in monitoring status.

Since 2010, one hundred forty-eight (148) individuals have received a scholarship/loan from the Faith A. Fields Scholarship. The Recipient Status Table shows that 105 have completed the terms of their scholarship by practicing/teaching in Arkansas or repaying their scholarship funding. Four (4) recipients will continue receiving scholarship money for the upcoming fiscal year. Twenty (20) recipients are being monitored for compliance with the terms of the loan and nineteen (19) are in collections for repayment of the loan due to failure to fulfill the terms of the contract. Loan recipients who fail to complete the nursing program or graduate and do not comply with the terms of the loan (fail to practice or teach in an Arkansas institution) are placed into repayment status.



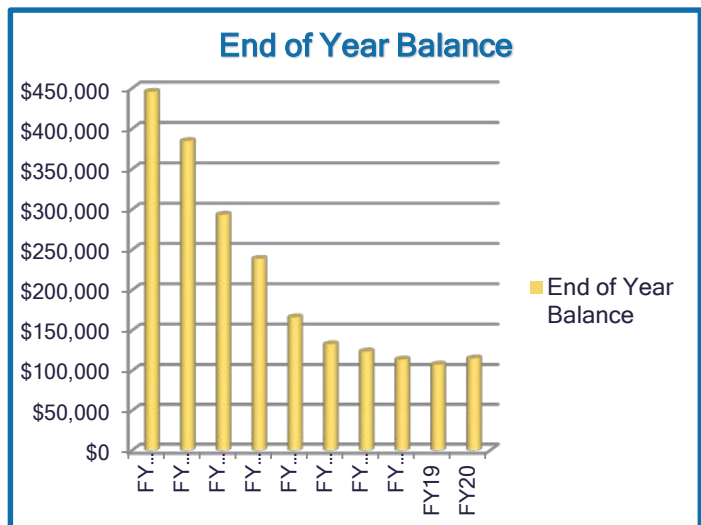
Number and Types of Loans

Recipients of the educator loan receive up to \$3,000/semester and recipients of the practice loan receive up to \$1,200/semester. A total of twenty-seven (27) loans were granted during the reporting period totaling \$44,400. For the fall 2019 semester seven (7) educator loans and seven (7) practice loans were disbursed. The loans awarded for the following spring semester (2020) consisted of a continued funding of seven (7) educator loans and six (6) practice loans. The Funding Allocated Table depicts the amount of funding allocated for the two loan types during the fiscal year.



Scholarship Fund Balance

The balance in the Faith A. Fields Scholarship/Loan at the beginning of the fiscal year was \$107,807.90. Disbursements for the year totalled \$44,400. Deposits to the account consisted of \$2,047.03 in interest, \$0 in loan repayment and \$50.00 in contributions and \$50,000 transfer of ASBN funds for an ending balance of \$115,504.93. The graph below represents the fund balance at the end of each fiscal year.



DISCIPLINE

The Arkansas *Nurse Practice Act (NPA)* and its *Rules* provide that the Board may deny, suspend, revoke, limit or otherwise discipline any license or privilege to practice nursing or certificate of prescriptive authority issued by the Board or applied for in accordance with the provisions to discipline a licensee upon proof that the person:

- (1) Is guilty of fraud or deceit in procuring or attempting to procure a license to practice nursing or is engaged in the practice of nursing without a valid license;
- (2) Is guilty of a crime or gross immorality;
- (3) Is unfit or incompetent by reason of negligence, habits, or other causes;
- (4) Is habitually intemperate or is addicted to the use of habit-forming drugs;
- (5) Is mentally incompetent;
- (6) Is guilty of unprofessional conduct;
- (7) Has had a license, privilege to practice, certificate, or registration revoked, suspended or placed on probation or under disciplinary order in any jurisdiction;
- (8) Has voluntarily surrendered a license, privilege to practice, certification, or registration and has not been reinstated in any jurisdiction; or
- (9) Has willfully or repeatedly violated any of the provisions of any chapter of the Arkansas *NPA*.

An individual is not eligible to receive or hold a license if that individual has pleaded guilty or nolo contendere to or been found guilty of any offense listed in § 17-3-102(a), unless the persons requests and the Board grants a waiver pursuant to in § 17-3-102(b).

Inquiries and reports to the Board concerning safety in individual nursing practice continue to increase. Investigations of these inquiries and reports are completed by Board staff, legal counsel, contract investigators or other governmental agencies. During its investigations, the staff has continued to emphasize the Board's commitment to the due process afforded each licensee under the provisions of the *NPA* and the Administrative Procedures Act, as well as the Board's charge to protect the public.

During the reporting period, 1, 829 complaints were received, 1,448 cases were assigned to an investigator and 1,191 cases were closed.

BOARD DISCIPLINARY ACTIONS										
July 1, 2019 - June 30, 2020										
ACTION	PN	RN	APP	RNP	APRN	CNM	CRNA	PAC	TOTAL	
Suspension	21	19	0	0	1	0	0	0	41	
Revocation	1	0	0	0	0	0	0	0	1	
Probation	51	85	0	0	2	0	0	0	138	
Letter of Reprimand	12	15	0	0	1	1	0	0	29	
Voluntary Surrender	28	30	0	0	4	0	1	0	63	
Prescriptive Authority Disciplined	0	0	0	0	2	0	0	0	2	
Cease & Desist Issued	0	0	0	0	0	0	0	0	0	
TOTAL	113	149	0	0	10	1	1	0	274	
NONDISCIPLINARY ACTION										
Letter of Warning	9	26	10	0	5	0	0	0	50	
Reinstatements	26	42	0	0	0	0	0	0	68	
Probation Removed	27	57	0	0	4	0	1	0	89	
Nonpayment of Child Support Suspension	0	0	0	0	0	0	0	0	0	
Imposters Investigated	0	0	0	0	0	0	0	0	0	
TOTAL	62	125	10	0	9	0	1	0	207	
FORMAL AND INFORMAL HEARINGS										
Administrative Hearings	28	19	0	0	1	0	0	1	49	
Consent Agreements	39	71	5	0	1	0	0	1	117	
TOTAL	67	90	5	0	2	0	0	2	166	
OVERALL TOTAL	242	364	15	0	21	1	2	2	647	
TOTAL FINES ASSESSED July 1, 2019 - June 30, 2020										\$147,760.50
Assessments from APRNS										\$1,800.00
Assessments from RNs										\$75,161.00
Assessments from LPNs										\$70,799.50
TOTAL FINES COLLECTED July 1, 2019 - June 30, 2020 (amount includes processing fees retained by INA)										\$87,551.20
CE Late Fees Collected July 1, 2019 - June 30, 2020										\$0.00

DISCIPLINE

Disciplinary Actions by the Board of Nursing

Complaint received

Reviewed by Board Staff	Request a formal investigation
	Gathers additional information
	Determines no additional information is needed
General Counsel reviews complaints and investigative information	Determines charges of violation of <i>Nurse Practice Act</i>
	Determines whether disciplinary action should be pursued

If disciplinary action is pursued, this can be accomplished in one of three ways:

Letter of Reprimand	The Board issues a reprimand on the license of the nurse. Licensee may be required to complete stipulations, such as educational courses, to satisfy the terms of the Letter of Reprimand within a certain time frame. Failure to comply may result in suspension until the terms are met.
Consent Agreement	The Board staff determines the violations and proposed stipulations. Board attorney draws up a legally binding agreement. The licensee receives a copy of the agreement, agrees to the terms, including waiving their right to a hearing before the Board, signs the agreement and returns to Board office. (If the licensee declines to sign the agreement, the Disciplinary Hearing process begins.) Board President signs the agreement following a majority approval by the Board.
Disciplinary Hearing	The General Counsel files formal charges. This may be done initially or after the licensee declines a Consent Agreement. Disciplinary Hearing is held - If the Board finds that the conduct which was charged did not occur or that the conduct which did occur is not a violation of the <i>Nurse Practice Act</i> , the case is dismissed and no further action is taken. <i>OR</i> If the Board finds the nurse violated the <i>Nurse Practice Act</i> : Disciplinary Order - The Board issues an Order setting forth the discipline. This Order becomes effective the day it is signed. Appeal - The licensee may appeal this decision to the circuit court of the county in which he/she resides or the Circuit Court of Pulaski County, AR.

ARKANSAS NURSES ALTERNATIVE [TO DISCIPLINE] PROGRAM – ArNAP

ArNAP is a non-public, abstinence-based, non-disciplinary monitoring program that was legislatively created in 2017 to help licensed nurses and applicants for licensure, who have a drug or alcohol abuse problem, or addiction.

The mission of ArNAP is to protect the public by providing education, consultation, referral, monitoring, and support for participants licensed by the Board of Nursing with conduct related to substance abuse and use. The program is administered by the Arkansas State Board of Nursing, and is available to individuals who meet the program criteria.

In order to participate in ArNAP, a nurse must meet the following criteria:

- Hold an Arkansas nursing license or be eligible for licensure;
- Otherwise be eligible for continued licensure under the Arkansas *Nurse Practice Act*;
- Acknowledge a drug or alcohol abuse problem or addiction; and
- Voluntarily request participation in ArNAP.

Licensees or applicants for licensure will be denied participation in ArNAP if they do not meet the eligibility requirements, or if any of the following is applicable:

- Diverted controlled substances for reasons other than self-administration;
- Engaged in behaviors resulting in patient harm;
- Have prior discipline by any board of nursing for substance abuse or diversion; or
- Demonstrated unsuccessful participation resulting in termination from ArNAP or another similar program offered in another jurisdiction.

Process for Entering ArNAP

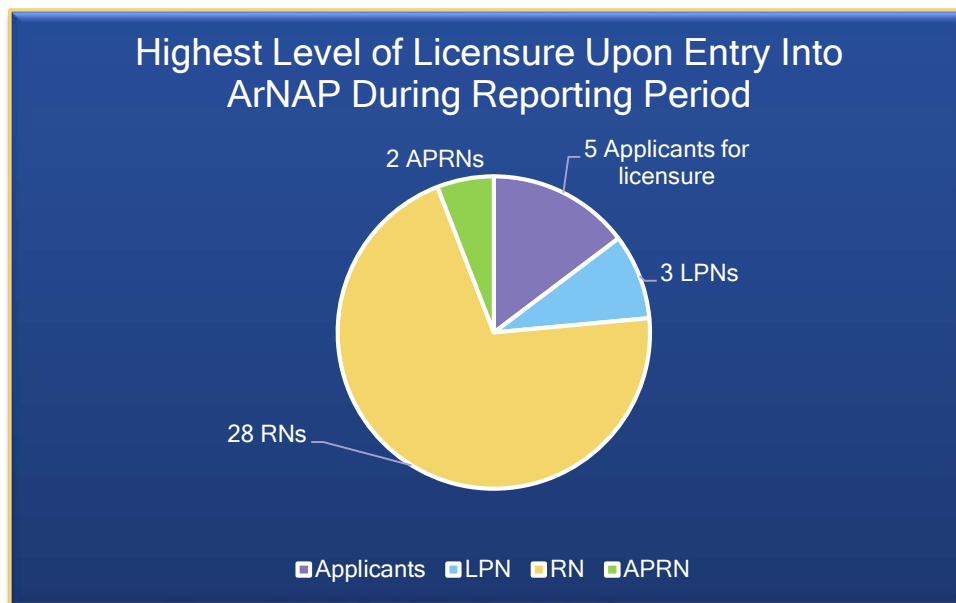
1. A complaint or referral is sent to the Board.
2. The complaint or referral is reviewed to determine if the nurse is eligible for ArNAP.
3. If the nurse is eligible for ArNAP and requests to participate in ArNAP, the nurse is required to sign an Agreement.
4. The Agreement addresses several initial items, such as acknowledging the drug or alcohol abuse problem or addiction, placing current nursing licensure on inactive status, obtaining an evaluation from a Board-approved evaluator for an addiction evaluation, and agreeing to comply with all treatment recommendations.
5. Once an ArNAP staff member has reviewed the nurse's evaluation report, a detailed contract is presented to the nurse. The ArNAP Contract contains all of the terms and conditions that the nurse must comply with while enrolled in ArNAP, which may include, but is not limited to the following: daily check-in with a drug screening monitoring company for random drug screens; therapy/counseling; support group meetings (such as 12-step); abstinence from drugs, alcohol, and abuse potential medications; employment restrictions; and submission of required reports (i.e. self, aftercare, treatment provider, and employment).
6. The term of ArNAP varies from one (1) to five (5) years depending upon the complaint or referral, and the diagnosis. If the nurse successfully completes ArNAP, a disciplinary flag will not be placed on the nurse's license.

ArNAP Statistics for July 1, 2019 through June 30, 2020

Sixty-nine (69) individuals were screened for eligibility for ArNAP during the reporting period and thirty-eight (38) nurses entered ArNAP in lieu of disciplinary action. At the end of the reporting period, thirty-seven (37) nurses were currently being monitored in the ArNAP program.

Several nurses have completed ArNAP successfully meeting all of their monitoring requirements. Four (4) participants were discharged for successful completion during the reporting period.

Nurses who fail to meet their monitoring requirements are discharged from ArNAP and referred to the Board for disciplinary action. During the reporting period, five (5) nurses were discharged for failing to meet the requirements of ArNAP. Three (3) of the nurses chose to voluntarily surrender their license and two (2) nurses chose Consent Agreements.



LICENSURE

The *Nurse Practice Act* requires that any person practicing as a(n)

- Registered Nurse
- Advanced Practice Registered Nurse
- Registered Nurse Practitioner
- Practical Nurse, or
- Psychiatric Technician Nurse

in this state shall be licensed by the Arkansas State Board of Nursing. Legislation enacted in 1979 authorized the licensing of registered nurse practitioners. Act 409 of 1995 created advanced practice nurse licensure. This licensure includes the previous categories of certified registered nurse anesthetist and certified nurse midwives and adds licensure of certified nurse practitioners (previously known as advanced nurse practitioners) and clinical nurse specialists. Appendix B gives totals of nurses licensed in Arkansas by licensure category and county of residence. The information is derived from questions that are completed on the licensure renewal forms. Incomplete data indicates that the licensee did not provide that information.

ADVANCED PRACTICE

The table below lists the number of Advanced Practice Registered Nurses granted initial licensure in Arkansas during the reporting period:

Advanced Practice Registered Nurses Licensure June 1, 2019 – June 30, 2020			
	Endorsements	Exams	TOTAL
Certified Nurse Practitioners	239	458	697
Certified Registered Nurse Anesthetists	37	20	57
Certified Nurse Midwives	1	1	2
Clinical Nurse Specialists	0	5	5
TOTAL	277	484	761

ADVANCED PRACTICE PRESCRIPTIVE AUTHORITY

Act 409 of 1995 gave the Board authority to grant certificates of prescriptive authority to qualified advanced practice registered nurses. Advanced practice licensure applicant types and numbers of licensees granted a certificate of prescriptive authority during the reporting period are identified below:

Advanced Practice Registered Nurses Granted Prescriptive Authority June 1, 2019 – June 30, 2020	
Prescriptive Authority	416
TOTAL	416

LICENSURE BY EXAMINATION

Licensure examinations for registered nurse and practical nurse candidates are administered via computerized adaptive testing. State boards of nursing contract with the National Council of State Boards of Nursing (NCSBN) for these examinations. In Arkansas, tests are administered by technology centers located in Little Rock, Fort Smith, Rogers and Texarkana. A candidate may test at any center nationwide or internationally for licensure by the Board that provided the authorization to test.

The licensure examinations have one purpose: to test knowledge, skills and abilities essential to the safe and effective practice of nursing at the entry level. The use of national RN and PN examinations facilitates licensure by endorsement from one jurisdiction to another. The passing standard is set by a panel of practicing nurses who are knowledgeable of entry-level nursing practice. Membership on the panel is open to all NCSBN jurisdictions. Examination results are reported to boards of nursing and to the candidates as either “pass” or “fail”. Unsuccessful candidates are provided with a performance report that gives information on areas for remedial study.

The Board participates in the test development system administered by the testing service of the NCSBN. The Arkansas Board approves practicing nurses to participate in RN and PN item writing, item review and standard-setting panel.

Temporary permits may be issued to Arkansas graduates of a nursing program. This permit allows a nurse to practice between graduation and receipt of results of the first examination for which the licensee is eligible. The number of temporary permits issued during the reporting period is included on the Licensure by Examination table.

Licensure by Examination June 1, 2019 – June 30, 2020

<i>Registered Nurses</i>	3,169
<i>Practical Nurses</i>	1,505
TOTAL	*4,674

**includes permanent and temporary licenses*

LICENSURE BY ENDORSEMENT

Pursuant to the Arkansas Nurse Practice Act, the Board may issue a license to practice nursing by endorsement to an applicant who is duly licensed as a nurse under the laws of another state, territory or foreign country if the applicant meets Board qualifications. Applicants for endorsement must have successfully completed a nursing education program, the appropriate licensure examination and must be verified by the jurisdiction of original licensure. An amendment to the *Nurse Practice Act* enacted by the 1980 Special Session of the Legislature, provided for issuing temporary permits to qualified endorsement applicants holding current licensure in other states. The number of temporary permits issued to registered nurses and licensed practical nurses during the reporting period is included in the Licensure by Endorsement table.

Licensure by Endorsement June 1, 2019 – June 30, 2020

<i>Registered Nurses</i>	1,322
<i>Practical Nurses</i>	149
TOTAL	*1,471

**includes permanent and temporary licenses*

LICENSE RENEWALS

The *Nurse Practice Act* requires biennial license renewal for practicing nurses. Renewal reminders are mailed at least sixty days before the license expiration date. Nurses who allow their licenses to lapse and who have not practiced nursing during the preceding licensure period may be reinstated upon request, payment of the renewal fee and late penalty, and after meeting the continuing education requirements. Nurses who do not renew are in good standing as long as they do not practice nursing in Arkansas. Legislation to require continuing education prior to license renewal was passed in the 2001 Legislative session. Approved renewals based on application submission is reflected in table.

LICENSE RENEWALS July 1, 2019 – June 30, 2020

Advanced Practice Registered Nurse	2,101
*Advanced Practice Registered Nurse	70
Licensed Practical Nurse	6,157
*Licensed Practical Nurse	420
Licensed Psychiatric Technician Nurse	28
*Licensed Psychiatric Technician Nurse	2
Registered Nurse	19,367
*Registered Nurse	637
Registered Nurse Practitioner	168
*Registered Nurse Practitioner	9
TOTAL	28,959

*Post-expiration – licensees renewing after the license expiration date

RETIRED LICENSES

Any licensee who desires to retire from the practice of nursing for any length of time in this state and submits an electronic application will have their current license placed on Inactive Retired status. While retired, the licensee shall not practice nursing. However, the nurse may use respective credentials. When the licensee desires to resume practice, he or she shall submit a renewal application, which shall be completed and submitted with a reinstatement fee and the current renewal fee. The number of current retired licenses issued during the reporting period is 129.

MILITARY EXPEDITED LICENSES

NUMBER OF EXPEDITED LICENSES – FY20

Active Duty Military Members	58
Active Duty Military Spouses	199
*Returning Veteran	11
*Returning Veteran Spouses	16
TOTAL	284

*A qualifying veteran is a returning military veteran applying for licensure within one year of discharge from active duty under circumstances other than dishonorable.

CRIMINAL BACKGROUND CHECKS

Federal and Arkansas criminal background checks are required of all individuals applying for an initial license in Arkansas. During the 2019-2020 fiscal year, 5,311 Arkansas criminal background checks and 5,311 federal criminal background checks were conducted. There were 314 investigations completed on applicants with a positive criminal background check.

EDUCATION

Continuing education for license renewal and reinstatement was mandated by Act 86 of the 2001 legislative session. The regulations were put into effect beginning July 1, 2003. Random audits for compliance with the continuing education requirements may be conducted. The Arkansas State Board of Nursing staff conducts presentations and continuing education workshops on a regular basis throughout the state as included in the Continuing Education Presentations table below.

CONTINUING EDUCATION PRESENTATIONS July 1, 2019 – June 30, 2020

DATE	TITLE	CITY	NURSES	STUDENTS
August 1, 2019	School Nurse & the Law	Arkadelphia	25	0
August 9, 2019	School Nurse & the Law	Hope	30	0
August 9, 2019	School Nurse & the Law	Gillham	30	0
September 5, 2019	School Nurse & the Law	North Little Rock	75	0
July 13, 2019	Pain Management	Little Rock	22	16
September 17, 2019	UCA Graduate Presentation	Conway	1	14
November 7, 2019	UAMS Graduate Presentation	Little Rock	1	32
November 19, 2019	AOG Portal	WebX	52	0
February 10, 2020	APRN Practice in AR	ASU - Jonesboro	0	100
March 11, 2020	APRN Practice in AR	Conway Reg. Med. Ctr.	50	0
TOTAL			286	162

EDUCATION PROGRAMS

The Arkansas State Board of Nursing has statutory authority to oversee nursing educational program compliance with mandated regulations and educational standards as established by the Arkansas legislature. A nursing program that is approved initially progresses through a three-tiered process of approval that includes Prerequisite Approval, Initial Approval and Full Approval.

A nursing program that is approved continues to be reviewed for continued compliance with the educational standards as delineated in the Rules. The staff periodically conducts a program review to verify compliance. A new program has an onsite survey three years after initial full approval. Established programs have an onsite survey every five years, or if they have continued accreditation status from a national accreditation organization and maintain a National Council Licensure Examination (NCLEX®) passage rate of 75 percent or higher they are allowed to submit a paper survey to ASBN versus an onsite review. There are two approval designations for established programs that prepare graduates for licensure that include Continued Full Approval and Conditional Approval.

Education Surveys Conducted July 1, 2019 – June 30, 2020

Paper Submission	2	Site Visit	9
TOTAL		11	

Approved Education Programs July 1, 2019 – June 30, 2020

Baccalaureate Degree	12
Associate Degree	18
Practical Nurse	26
Diploma	0
Medication Assistants	2
TOTAL	58

EDUCATION – APPROVED NURSING PROGRAMS

Associate Degree - Preparing for Registered Nurse Licensure
Arkansas Northeastern College - Blytheville , 2501 Division St., P. O. Box 1109, Blytheville, AR 72316 Phone: 870.780.1223; Fax: 870.762.3376
Arkansas Rural Nursing Education Consortium (ARNEC) , 1558 US Hwy 371, Nashville, AR 71852 Phone: 870.368.2076 ASU, Newport - Phone: 870.512.7833; Fax: 870.512.7715 Black River Technical College, Pocahontas - Phone: 870.248.8000 x 4174; Fax: 870.248.4100 Ozarka College, Melbourne - Phone: 870.368.2081z; Fax: 870.368.2075 Southark Community College, El Dorado - Phone: 870.864.7136; Fax: 870.864.7104 U of A Community College, Hope - Phone: 870.722.8505; Fax: 870.722.8511 U of A Community College, Morrilton - Phone: 501.977.2002; Fax: 501.977.2049 U of A Cossatot Community College, DeQueen - Phone: 870.584.1147; Fax: 870.642.8212 U of A Rich Mountain, Mena - Phone: 479.394.7622; Fax: 479.394.2828
Arkansas State University , P.O. Box 910, State University, AR 72467 Phone: 870.972.3074; Fax: 870.972.2954
Arkansas State University - Mountain Home , 1600 S. College, Mountain Home, AR 72653 Phone: 870.508.6154; Fax: 870.508.6154
Arkansas State University - Newport , 7648 Victory Boulevard, Newport, AR 72112 Phone: 870.512.7833 Fax: 870.512.7715
Arkansas Tech University - Ozark , 1700 Helberg Ln., Ozark, AR 72949 Phone: 479.508.8500 x6351; Fax: 479.508.8500 x 6351
Baptist Health College , 11900 Colonel Glenn Rd., Suite 1000, Little Rock, AR 72210-2820 Phone: 501.202-7937; Fax: 501.202.6015
Arkansas State University Three Rivers , One College Circle, Malvern, AR 72104 Phone: 501.332.0303; Fax: 501.467.3680
East Arkansas Community College , 1700 New Castle Road, Forrest City, AR 72335 Phone: 870.633.4480 x268; Fax: 870.633.7222
JRMC School of Nursing , 1600 West 40th Avenue, Pine Bluff, AR 71603 Phone: 870.541.7164; Fax: 870.541.7807
National Park College , 101 College Drive, Hot Springs, AR 71913 Phone: 501.760.4352; Fax: 501.760.4183
North Arkansas College , 1515 Pioneer Ridge, Harrison, AR 72601 Phone: 870.391.3535; Fax: 870.391.3354
Northwest Arkansas Community College , One College Drive, Bentonville, AR 72712 Phone: 479.619.4256; Fax: 479.619.4254
Phillips Community College of the University of Arkansas , P.O. Box 785, Helena-West Helena, AR 72342 Phone: 870.338.6474 x 1371; Fax: 870.338.7901
Southeast Arkansas College , 1900 Hazel St., Pine Bluff, AR 71603 Phone: 870.850.4917; Fax: 870.850.4917
University of Arkansas Community College at Batesville , P. O. Box 3350, Batesville, AR 72503 Phone: 870.612.2070; Fax: 870.612.2059
University of Arkansas Little Rock , 2801 So. University, Little Rock, AR 72204 Phone: 501.569.8092; Fax: 501.371-7546
University of Arkansas Monticello , P. O. Box 3606, Monticello, AR 71656-3606 Phone: 870.460.1069; Fax: 870.460.1969

EDUCATION – APPROVED NURSING PROGRAMS

Baccalaureate Degree - Preparing for Registered Nurse Licensure

Arkansas State University, P.O. Box 910, State University, AR 72467
Phone: 870.680.8201; Fax: 870.972.2954

Arkansas Tech University, Dean Hall, Russellville, AR 72801
Phone: 479.968.0383; Fax: 479.968.0219

Harding University, Box 12265, Searcy, AR 72149
Phone: 501.279.4476; Fax: 501.279.4669

Henderson State University, HSU Box 7803, Arkadelphia, AR 71999
Phone: 870.230.5015; Fax: 870.230.5390

John Brown University, 2000 West University Street, Siloam Springs, AR 72761
Phone: 479.524.1646; Fax: 479.524.7441

Southern Arkansas University, 100 E. University MSC9406, Magnolia, AR 71754
Phone: 870.235.4331; Fax: 870.235.5058

University of Arkansas, Eleanor Mann School of Nursing, 606 N. Razorback Rd, Fayetteville, AR 72701
Phone: 479.575.4280; Fax: 479.575.3218

University of Arkansas Fort Smith, Carolyn McKelvey Moore School of Nursing, P. O. Box 3649, Fort Smith, AR 72913
Phone: 479.788.7840; Fax: 479.424.6856

University of Arkansas Monticello, P. O. Box 3606, Monticello, AR 71656-3606
Phone: 870.460.1069; Fax: 870.460.1969

University of Arkansas for Medical Sciences, College of Nursing, 4301 W. Markham, Slot 529, Little Rock, AR 72205
Phone: 501.686.8493; Fax: 501.686.7998

University of Central Arkansas, 201 Donaghey Avenue, Conway, AR 72035
Phone: 501.450.5531; Fax: 501.450.5560

University of Arkansas Pine Bluff, 1200 University Dr., #4973, Pine Bluff, AR 71601
Phone: 870.575.7076; Fax: 870.575.8229

Preparing for Practical Nurse Licensure

Arkansas Northeastern College - Blytheville, Practical Nurse Program, P. O. Box 1109, Blytheville, AR 72316
Phone: 870.780.1225; Fax: 870.762.3376

Arkansas State University - Beebe, Practical Nurse Program, P. O. Box 909, Searcy, AR 72145
Phone: 501.207.6255; Fax: 501.207.6263

Arkansas State University - Mt. Home, Practical Nurse Program, 1600 So. College, Mt. Home, AR 72653
Phone: 870.508.6154; Fax: 870.508.6154

Arkansas State University - Newport, Practical Nurse Program, 7648 Victory Boulevard, Newport, AR 72112
Phone: 870.512.7833; Fax: 870.512.7715

Arkansas Tech University - Ozark, 1700 Helberg Lane, Ozark, AR 72949
Phone: 479.508.8500 x 6201; Fax: 479.667.0198

Baptist Health School of Practical Nursing, 11900 Colonel Glenn Road, Little Rock, AR 72210
Phone: 501.202.7966; Fax: 501.202.6015

Black River Technical College, Practical Nurse Program, P. O. Box 468, Pocahontas, AR 72455
Phone: 870.248.4000 x 4174; Fax: 870.248.4100

Arkansas State University Three Rivers, Practical Nurse Program, #1 College Circle, Malvern, AR 72104
Phone: 501.332.0303; Fax: 501.467.3680

East Arkansas Community College, Practical Nurse Program, P. O. Box 925, Forrest City, AR 72335
Phone: 870.633.5411; Fax: 870.633.9328

National Park College, Practical Nurse Program, 101 College Drive, Hot Springs, AR 71913
Phone: 501.760.4352; Fax: 501.760.4183

EDUCATION – APPROVED NURSING PROGRAMS

Preparing for Practical Nurse Licensure

North Arkansas College, Practical Nurse Program, 1515 Pioneer Ridge Drive, Harrison, AR 72601
Phone: 870.391.3369; Fax: 870.391.3000

Northwest Technical Institute, Practical Nurse Program, 709 South Old Missouri Rd., Springdale, AR 72764
Phone: 479.751.8824 x 123; Fax: 479.751.7750

Ozarka College, Practical Nurse Program, P. O. Box 10, Melbourne, AR 72556
Phone: 870.368.2081; Fax: 870.368.2075

South Arkansas Community College, The Betty Owen School of Practical Nursing, P. O. Box 7010, El Dorado, AR 71731 Phone: 870.864.7136; Fax: 870.864.7104

Southeast Arkansas College, Practical Nurse Program, 1900 Hazel Street, Pine Bluff, AR 7160
Phone: 870.850.4917; Fax: 870.850.4917

Southern Arkansas University Tech, Practical Nurse Program, P. O. Box 3499, Camden, AR 71711
Phone: 870.574.4475; Fax: 870.574.4474

University of Arkansas Community College at Batesville, Practical Nurse Program, P. O. Box 3350, Batesville, AR 72503 Phone: 870.612.2070; Fax:

University of Arkansas Community College at Hope - Texarkana, Practical Nurse Program, 2500 S. Main, P.O. Box 140, Hope, AR 71801 Phone: 870.722.8505; Fax: 870.722.8511

University of Arkansas Community College at Morrilton, Practical Nurse Program, 1537 University Blvd., Morrilton, AR 72110 Phone: 501.977.2152; Fax: 501.977.2049

University of Arkansas at Fort Smith, Practical Nurse Program, P. O. Box 3649, Fort Smith, AR 72913
Phone: 479.788.7840; Fax: 479.424.6856

U of A Monticello College of Technology - Crossett, Practical Nurse Program, 1326 Hwy. 52W, Crossett, AR 71635 Phone: 870.460.2025; Fax: 870.364.5717

U of A Monticello College of Technology - McGehee, Practical Nurse Program, P. O. Box 747, McGehee, AR 71654 Phone: 870.222.5360; Fax: 870.522.9906

University of Arkansas Cossatot, Practical Nurse Program, P. O. Box 960, DeQueen, AR 7183
Phone: 870.584.1147; Fax: 870.642.8212

Phillips Community College of the University of Arkansas, Practical Nurse Program, 1210 Ricebelt Ave., DeWitt, AR 72042 Phone: 870.946.3506 x 1612; Fax: 870.946.2644

University of Arkansas Pulaski Technical, Practical Nurse Program, 3000 West Scenic Drive, North Little Rock, AR 72118 Phone: 501.812.2286; Fax: 501.812.2391

University of Arkansas Rich Mountain, Practical Nurse Program, 1100 College Drive, Mena, AR 7195
Phone: 479.394.7622 x 1366; Fax: 479.394.2828

Preparing for Medication Assistant Certification

Arkansas State University - Mountain Home, 1600 S. College, Mountain Home, AR 72653
Phone: 870.508.6154; Fax: 870.508.6154

Arkansas Northeastern College - Blytheville, 2501 S. Division St., PO Box 1109, Blytheville, AR 72316
Phone: 870.780.1223; Fax: 870.762.3376

EDUCATION PROGRAMS ENROLLMENT

Program Approval Status July 1, 2019 – June 30, 2020

	Prerequisite Approval	Initial Approval	Full Approval	Conditional Approval
Associate Degree	0	2	16	2
Baccalaureate Degree	0	0	11	0
Diploma	0	0	0	0
Master's Entry into Professional Nursing	1	0	0	0
Practical Nursing	0	0	26	0
TOTAL	1	2	53	2

Enrollment in the educational programs is reported to the Board in a report submitted by program directors annually in December. Enrollment figures reported for the three-year period (2017-2019) are shown on the following enrollment charts. For consistency in data collection, the term "nursing major" was defined in 1993. Nursing major includes only those students in nursing courses and accepted for the certificate, degree or diploma program.

ENROLLMENT IN REGISTERED NURSE PROGRAMS				
	Program	2017	2018	2019
Associate Degree	Arkansas Northeastern College – Blytheville	78	75	78
	Arkansas Rural Nursing Education Consortium (ARNEC)	411	598	633
	Arkansas State University – Jonesboro	430	450	161
	Arkansas State University – Mountain Home	36	39	42
	Arkansas State University – Newport	0	0	24
	Arkansas Tech University – Ozark	24	25	25
	Baptist Health College – Little Rock	746	783	603
	College of the Ouachitas – Malvern	168	94	169
	East Arkansas Community College – Forrest City	81	133	50
	JRMC School of Nursing – Pine Bluff	109	126	126
	National Park College – Hot Springs	130	149	157
	North Arkansas College – Harrison	114	120	133
	Northwest Arkansas Community College – Bentonville	92	158	100
	Phillips Community College UA	81	78	76
	Southeast Arkansas College	132	21	25
	University of Arkansas Community College – Batesville	80	90	94
	University of Arkansas – Little Rock	661	698	881
	University of Arkansas – Monticello	27	22	18
	TOTAL	3,400	3,659	3,395
Baccalaureate Degree	Arkansas State University	286	261	313
	Arkansas Tech University	335	350	367
	Harding University	153	130	128
	Henderson State University	45	49	51
	John Brown University	41	69	47
	Southern Arkansas University	103	121	107
	University of Arkansas – Fayetteville	477	472	495
	University of Arkansas – Fort Smith	443	470	512
	University of Arkansas – Monticello	79	85	61
	University of Arkansas – Pine Bluff	24	32	37
	University of Arkansas for Medical Sciences	238	243	237
University of Central Arkansas	224	235	220	
	TOTAL	2,448	2,517	2,575

EDUCATION PROGRAMS ENROLLMENT

ENROLLMENT IN PRACTICAL NURSE PROGRAMS			
Program	2017	2018	2019
Arkansas Northeastern College	39	32	35
Arkansas State University – Beebe	70	73	59
Arkansas State University – Mountain Home	56	58	60
Arkansas State University – Newport	152	152	105
Arkansas Tech University – Ozark	78	70	70
Baptist Health School of Practical Nursing	180	183	134
Black River Technical College	102	104	100
College of the Ouachitas	166	108	219
East Arkansas Community College	24	24	24
National Park College	49	51	53
North Arkansas College	51	55	52
Northwest Technical Institute	105	93	85
Ozarka College	151	113	152
Phillips Community College	40	47	26
South Arkansas Community College	125	183	67
Southeast Arkansas College	92	42	80
Southern Arkansas University – Technical	45	43	41
University of Arkansas – Fort Smith	14	0	17
University of Arkansas – Cossatot	43	44	56
University of Arkansas Community College – Batesville	43	25	22
University of Arkansas Community College Hope – Texarkana	56	57	73
University of Arkansas Community College – Morrilton	99	111	23
U of A Monticello College of Technology – Crossett	20	18	20
U of A Monticello College of Technology - McGehee	21	21	23
University of Arkansas Pulaski Technical	46	36	38
University of Arkansas Rich Mountain	34	30	32
TOTAL	1,902	1,773	1,666

MEDICATION ASSISTANT – CERTIFIED

Act 1423 of 2005 gave the Board authority to grant certification to qualified unlicensed persons to administer certain medications in facilities determined by the Board. The Board allows medication assistants only in Arkansas nursing home in which nursing supervision is available and nurse patient ratios are legislatively required. This authorization included persons who have met certain qualifications in Arkansas or who have met substantially similar qualifications and held similar credentials under the law in another state. In addition, in 2007, persons who have completed a certain portion of a nursing education program may be eligible to take the certification exam and work as a certified medication assistant is successful. No new certifications were issued during the reporting period of July 1, 2019 - June 30, 2020. The number of medication assistants with certified renewals in Arkansas during the reporting period is eleven (11).

ENROLLMENT IN MEDICATION ASSISTANT PROGRAMS

Program	2017	2018	2019
Arkansas State University – Mountain Home	8	0	0
TOTAL	8	0	0

EDUCATION – LICENSING EXAMINATION DATA

The licensure examinations for registered and practical nurses are administered via computerized adaptive testing (CAT). The performance, by program, for first time candidates taking the National Council Licensure Examination for Registered Nurses (NCLEX-RN®), regardless of where the examination was taken during the reporting period, is shown in the following table.

NCLEX-RN® PERFORMANCE BY PROGRAM
July 1, 2019 – June 30, 2020

<i>Program</i>	Number Taking	Number Passing	Percent Passing
<i>Arkansas Northeastern College – Blytheville – ADN</i>	35	35	100
<i>Rural Nursing Education Consortium (ARNEC) – ADN</i>	295	251	85
<i>Arkansas State University – ADN</i>	97	80	82.2
<i>Arkansas State University – BSN</i>	124	118	95.1
<i>Arkansas State University – Mountain Home – ADN</i>	22	20	90.9
<i>Arkansas State University – Newport – ADN</i>	21	17	80.9
<i>Arkansas State University – Three Rivers – ADN</i>	70	59	84.2
<i>Arkansas Tech University – Ozark – ADN</i>	24	20	83.3
<i>Baptist Health College – ADN</i>	241	174	72.2
<i>East Arkansas Community College – ADN</i>	33	21	63.6
<i>Harding University – BSN</i>	58	57	98.2
<i>Henderson State University – BSN</i>	20	19	95
<i>John Brown University – BSN</i>	18	18	100
<i>JRMC School of Nursing – ADN</i>	26	18	69.2
<i>National Park College – ADN</i>	47	42	89.3
<i>North Arkansas College – ADN</i>	53	45	84.9
<i>Northwest Arkansas Community College – ADN</i>	70	64	91.4
<i>Phillips Community College of the University of Arkansas – ADN</i>	14	13	92.8
<i>Southeast Arkansas College – ADN</i>	1	0	0
<i>Southern Arkansas University – BSN</i>	37	36	97.3
<i>University of Arkansas – Fayetteville – BSN</i>	207	197	95.1
<i>University of Arkansas – Fort Smith – BSN</i>	109	99	90.8
<i>University of Arkansas – Little Rock – ADN</i>	142	116	81.6
<i>University of Arkansas – Monticello – ADN</i>	6	5	83.3
<i>University of Arkansas – Monticello – BSN</i>	25	20	80
<i>University of Arkansas – Pine Bluff – BSN</i>	8	7	87.5
<i>University of Arkansas Community College – Batesville – ADN</i>	106	62	58.4
<i>University of Arkansas for Medical Sciences – BSN</i>	108	96	88.8
<i>University of Central Arkansas – BSN</i>	48	45	93.7
TOTAL	2,139	1,816	84.9

EDUCATION – LICENSING EXAMINATION DATA

The performance, by program, for graduates of Arkansas programs taking the National Council Licensure Examination for Practical Nurses (NCLEX-PN®) for the first time, regardless of where the examination was taken during the reporting period, is shown in the following table.

NCLEX-PN® PERFORMANCE BY PROGRAM
July 1, 2019 – June 30, 2020

<i>Program</i>	Number Taking	Number Passing	Percent Passing
<i>Arkansas Northeastern College – Blytheville – ADN</i>	26	22	84.6
<i>Arkansas State University – Beebe</i>	22	20	90.9
<i>Arkansas State University – Mountain Home</i>	27	24	88.8
<i>Arkansas State University Three Rivers – Malvern</i>	61	58	95.0
<i>Arkansas State University – Newport</i>	90	78	86.6
<i>Arkansas Tech University – Ozark</i>	35	34	97.1
<i>Baptist Health School of Practical Nursing – Little Rock</i>	76	60	78.9
<i>Black River Technical College – Pocahontas</i>	47	46	97.8
<i>East Arkansas Community College – Forrest City</i>	16	13	81.2
<i>National Park College – Hot Springs</i>	18	13	72.2
<i>North Arkansas College – Harrison</i>	30	28	93.3
<i>Northwest Technical Institute – Springdale</i>	38	35	92.1
<i>Ozarka College – Melbourne</i>	75	71	94.6
<i>Phillips Community College of the University of Arkansas - Dewitt</i>	1	1	100
<i>Southern Arkansas University – Tech – Camden</i>	22	20	90.9
<i>Southeast Arkansas College – Pine Bluff</i>	6	5	83.3
<i>South Arkansas Community College – El Dorado</i>	48	43	89.5
<i>Special Program Codes</i>	4	3	75.0
<i>University of Arkansas – Cossatot</i>	29	27	93.1
<i>University of Arkansas Community College – Batesville</i>	19	16	84.2
<i>University of Arkansas Community College at Hope – Texarkana</i>	37	31	83.7
<i>University of Arkansas Community College – Morrilton</i>	52	45	86.5
<i>U of A Monticello College of Technology – Crossett</i>	15	14	93.3
<i>U of A Monticello College of Technology – McGehee</i>	6	6	100
<i>University of Arkansas – Fort Smith</i>	6	5	83.3
<i>University of Arkansas Pulaski Technical – North Little Rock</i>	16	10	62.5
<i>University of Arkansas Rich Mountain – Mena</i>	28	27	96.4
TOTAL	852	755	88.6

EDUCATION – LICENSING EXAMINATION DATA

Graduates of nursing programs, seeking licensure in Arkansas, compared to other program in the nation are shown on the following tables. (Source: NCLEX quarterly reports)

LICENSING EXAMINATION DATA – APPLICANTS FOR REGISTERED NURSE LICENSURE July 1, 2019 – June 30, 2020

	First-Time U.S. Graduates	Re-Take U.S. Graduates	First-Time Foreign Educated Graduates	Re-Take Foreign Educated Graduates
Number Taking	167,580	39,928	17,296	18,301
Number Passing	147,359	17,479	7,704	4,767
Percent Passing	87.9	43.7	44.5	26.0
ARKANSAS LICENSURE				
Number Taking	2,139	513	5	3
Number Passing	1,804	287	2	1
Percent Passing	84.9	55.9	40.0	33.3

LICENSING EXAMINATION DATA – APPLICANTS FOR PRACTICAL NURSE LICENSURE July 1, 2019 – June 30, 2020

	First-Time U.S. Graduates	Re-Take U.S. Graduates	First-Time Foreign Educated Graduates	Re-Take Foreign Educated Graduates
Number Taking	45,956	13,091	562	688
Number Passing	39,291	4,730	299	189
Percent Passing	85.5	36.1	53.2	27.4
ARKANSAS LICENSURE				
Number Taking	852	135	0	0
Number Passing	755	77	0	0
Percent Passing	88.6	57.0	0	0

NUMBER AND PERCENT PASSING OF FIRST-TIME NCLEX-RN® CANDIDATES BY DEGREE TYPE July 1, 2019 – June 30, 2020

GRADUATES OF NATIONAL SCHOOLS				
	Number Taking	Number Passing	Percent Passing	
National Data	Associate Degree	82,470	69,756	84.5
	Baccalaureate Degree	82,980	75,742	91.2
	Diploma	2,091	1,837	87.8
	Other	39	24	61.5
	TOTAL	167,580	147,359	87.9
GRADUATES OF ARKANSAS SCHOOLS				
	1,303	1,042	79.9	
Associate Degree				
Baccalaureate Degree	836	774	92.5	
Diploma	0	0	0	
TOTAL	2,139	1,816	84.9	

NURSES LICENSED IN ARKANSAS June 2020

ADVANCED PRACTICE NURSES		
Arkansas Residents		
Certified Nurse Midwives		25
Certified Nurse Practitioners		3342
Certified Registered Nurse Anesthetists		636
Clinical Nurse Specialists		138
	TOTAL	4141
Nonresidents		
Certified Nurse Midwives		5
Certified Nurse Practitioners		699
Certified Registered Nurse Anesthetists		194
Clinical Nurse Specialists		13
	TOTAL	911
LICENSED PRACTICAL NURSES		
Arkansas residents		14398
Nonresidents		335
	TOTAL	14733
LICENSED PSYCHIATRIC TECHNICIAN NURSES		
Arkansas Residents		58
Nonresidents		5
	TOTAL	63
MEDICATION ASSISTANT CERTIFICATE		
Arkansas Residents		26
REGISTERED NURSES		
Arkansas Residents		40869
Nonresidents		2811
	TOTAL	43680
REGISTERED NURSE PRACTITIONERS		
Arkansas Residents		369
Nonresidents		20
	TOTAL	389
TOTAL ALL BASIC LICENSURE CATEGORIES*		59387
<i>*Includes RNs, LPNs, LPTNs, nonresident APRNs</i>		

APPENDIX A

CERTIFIED NURSE MIDWIVES RESIDING AND LICENSED IN ARKANSAS BY COUNTY OF RESIDENCE – 2020

County	Total
Baxter	1
Benton	7
Boone	1
Carroll	1
Garland	1
Independence	1
Mississippi	2
Pulaski	6
Saline	1
Washington	4
TOTAL	25

CERTIFIED NURSE MIDWIVES RESIDING AND LICENSED IN ARKANSAS BY EMPLOYMENT SETTING AND AGE - 2020

Employment	20-29	30-39	40-49	50-59	Over 60	Total
Ambulatory Care Setting	1	0	0	0	0	1
Hospital	0	2	0	0	2	4
No Entry	1	3	1	0	11	16
School Health Science	0	0	2	0	0	2
School of Nursing	0	1	1	0	0	2
TOTAL	2	6	4	0	13	25

CERTIFIED NURSE MIDWIVES RESIDING AND LICENSED IN ARKANSAS BY EMPLOYMENT SETTING AND GENDER – 2020

Employment	Female	Male	Total
Ambulatory Care Setting	1	0	1
Hospital	4	0	4
No Entry	16	0	16
School Health Service	2	0	2
School of Nursing	2	0	2
TOTAL	25	0	25

CERTIFIED NURSE MIDWIVES RESIDING AND LICENSED IN ARKANSAS BY EMPLOYMENT SETTING AND EDUCATION LEVEL - 2020

Employment	Certificate	Diploma	Associate	Bachelor	Master	Doctorate	Not Given	Total
Ambulatory Care Setting	0	0	0	0	1	0	0	1
Hospital	0	0	0	0	1	0	3	4
No Entry	0	0	0	0	6	0	10	16
School Health Service	0	0	0	0	1	0	1	2
School of Nursing	0	0	0	0	1	0	1	2
TOTAL	0	0	0	0	10	0	15	25

CERTIFIED NURSE MIDWIVES RESIDING AND LICENSED IN ARKANSAS BY COUNTY AND EDUCATION LEVEL - 2020

County	Certificate	Diploma	Associate	Bachelor	Master	Doctorate	Not Given	Total
Baxter	0	0	0	0	0	0	1	1
Benton	0	0	0	0	5	0	2	7
Boone	0	0	0	0	1	0	0	1
Carroll	0	0	0	0	0	0	1	1
Garland	0	0	0	0	0	0	1	1
Independence	0	0	0	0	0	0	1	1
Mississippi	0	0	0	0	0	0	2	2
Pulaski	0	0	0	0	1	0	5	6
Saline	0	0	0	0	1	0	0	1
Washington	0	0	0	0	2	0	2	4
TOTAL	0	0	0	0	10	0	15	15

CERTIFIED NURSE MIDWIVES RESIDING AND LICENSED IN ARKANSAS BY COUNTY AND AGE - 2020

County	20-29	30-39	40-49	50-59	Over 60	Total
Baxter	0	0	0	0	1	1
Benton	0	1	3	0	3	7
Boone	0	0	0	0	1	1
Carroll	0	0	0	0	1	1
Garland	0	1	0	0	0	1
Independence	0	0	0	0	1	1
Mississippi	0	0	0	0	2	2
Pulaski	0	3	0	0	3	6
Saline	0	1	0	0	0	1
Washington	2	0	1	0	1	4
TOTAL	2	6	4	0	13	25

CERTIFIED NURSE PRACTITIONERS RESIDING AND LICENSED IN ARKANSAS BY COUNTY OF RESIDENCE – 2020

County	Total
Arkansas	15
Ashley	10
Baxter	53
Benton	211
Boone	33
Bradley	8
Calhoun	3
Carroll	13
Chicot	6
Clark	20
Clay	8
Cleburne	21
Cleveland	15
Columbia	24
Conway	28
Craighead	221
Crawford	37
Crittenden	37
Cross	22
Dallas	4
Desha	5
Drew	26
Faulkner	188
Franklin	20
Fulton	12
Garland	137
Grant	27
Greene	79
Hempstead	17
Hot Spring	29
Howard	5
Independence	49
Izard	26
Jackson	13
Jefferson	61
Johnson	13
Lafayette	2
Lawrence	13
Lee	4
Lincoln	7
Little River	14

continued

CERTIFIED NURSE PRACTITIONERS RESIDING AND LICENSED IN ARKANSAS BY COUNTY OF RESIDENCE – 2020 (cont.)

Logan	12
Lonoke	93
Madison	12
Marion	13
Miller	34
Mississippi	26
Monroe	8
Montgomery	6
Nevada	5
Newton	2
Ouachita	16
Perry	8
Phillips	12
Pike	10
Poinsett	14
Polk	15
Pope	71
Prairie	4
Pulaski	580
Randolph	29
Saint Francis	16
Saline	244
Scott	6
Searcy	10
Sebastian	99
Sevier	15
Sharp	20
Stone	9
Union	34
Van Buren	12
Washington	260
White	88
Woodruff	9
Yell	14
TOTAL	3342

CERTIFIED NURSE PRACTITIONERS RESIDING AND LICENSED IN ARKANSAS BY EMPLOYMENT SETTING AND AGE - 2020

Employment Setting	20-29	30-39	40-49	50-59	Over 60	Total
Ambulatory Care Setting	17	210	198	93	53	571
Assisted Living Facility	0	2	0	0	0	2
Community Health	9	57	34	24	14	138
Correctional Facility	0	4	4	1	2	11
Dialysis Center	0	2	4	0	1	7
Home Health	1	13	9	4	5	32
Hospice	1	5	3	2	0	11
Hospital	42	218	136	75	23	494
Insurance Claims/Benefits	0	1	0	0	0	1
No Entry	72	586	486	246	218	1608
Nursing Home/Extended Care	2	23	11	9	2	47
Occupational Health	0	2	2	2	2	8
Other (Please specify)	11	109	117	59	25	321
Policy/Planning/Regulatory/Licensing Agency	0	1	0	0	1	2
Public Health	1	13	9	3	2	28
School Health Service	0	3	7	1	1	12
School of Nursing	0	11	16	12	10	49
TOTAL	156	1260	1036	531	359	3342

CERTIFIED NURSE PRACTITIONERS RESIDING AND LICENSED IN ARKANSAS BY EMPLOYMENT SETTING AND GENDER – 2020

Employment	Female	Male	Total
Ambulatory Care Setting	511	60	571
Assisted Living Facility	1	1	2
Community Health	120	18	138
Correctional Facility	8	3	11
Dialysis Center	6	1	7
Home Health	31	1	32
Hospice	10	1	11
Hospital	436	58	494
Insurance Claims/Benefits	1	0	1
No Entry	1464	144	1608
Nursing Home/Extended Care	41	6	47
Occupational Health	8	0	8
Other (Please specify)	298	23	321
Policy/Planning/Regulatory/Licensing Agency	2	0	2
Public Health	26	2	28
School Health Service	12	0	12
School of Nursing	45	4	49
TOTAL	3020	322	3342

CERTIFIED NURSE PRACTITIONERS RESIDING AND LICENSED IN ARKANSAS BY EMPLOYMENT SETTING AND EDUCATION LEVEL - 2020

Employment	Certificate	Diploma	Associate	Bachelor	Master	Doctorate	Not Given	Total
Ambulatory Care Setting	0	0	2	5	435	8	121	571
Assisted Living Facility	0	0	0	0	2	0	0	2
Community Health	0	0	0	1	112	1	24	138
Correctional Facility	0	0	0	0	8	0	3	11
Dialysis Center	0	0	0	0	6	0	1	7
Home Health	0	0	0	0	23	0	9	32
Hospice	0	0	0	0	9	0	2	11
Hospital	0	0	1	0	318	14	161	494
Insurance Claims/Benefits	0	0	0	0	1	0	0	1
No Entry	0	0	0	11	1272	52	273	1608
Nursing Home/Extended Care	0	0	0	0	35	0	12	47
Occupational Health	0	0	0	0	4	0	4	8
Other (Please specify)	0	0	1	1	248	6	65	321
Policy/Planning/Regulatory/Licensing Agency	0	0	0	0	1	0	1	2
Public Health	0	0	1	1	17	0	9	28
School Health Service	0	0	0	0	10	0	2	12
School of Nursing	0	0	0	0	27	4	18	49
TOTAL	0	0	5	19	2528	85	705	3342

CERTIFIED NURSE PRACTITIONERS RESIDING AND LICENSED IN ARKANSAS BY COUNTY AND EDUCATION LEVEL - 2020

County	Certificate	Diploma	Associate	Bachelor	Master	Doctorate	Not Given	Total
Arkansas	0	0	0	0	9	0	6	15
Ashley	0	0	0	0	8	0	2	10
Baxter	0	0	0	0	44	0	9	53
Benton	0	0	0	2	151	9	49	211
Boone	0	0	1	1	23	1	7	33
Bradley	0	0	0	0	7	0	1	8
Calhoun	0	0	0	0	3	0	0	3
Carroll	0	0	0	0	9	0	4	13
Chicot	0	0	0	0	5	0	1	6
Clark	0	0	0	0	18	1	1	20
Clay	0	0	0	0	3	0	5	8
Cleburne	0	0	0	0	15	1	5	21
Cleveland	0	0	0	0	14	0	1	15
Columbia	0	0	0	0	17	0	7	24
Conway	0	0	0	1	24	0	3	28
Craighead	0	0	0	0	169	7	45	221
Crawford	0	0	1	1	26	0	9	37
Crittenden	0	0	0	0	29	2	6	37
Cross	0	0	0	0	15	0	7	22

continued

CERTIFIED NURSE PRACTITIONERS RESIDING AND LICENSED IN ARKANSAS BY COUNTY AND EDUCATION LEVEL – 2020 (cont.)

County	Certificate	Diploma	Associate	Bachelor	Master	Doctorate	Not Given	Total
Dallas	0	0	0	0	3	0	1	4
Desha	0	0	0	0	3	0	2	5
Drew	0	0	0	1	21	1	3	26
Faulkner	0	0	0	0	142	3	43	188
Franklin	0	0	0	1	15	1	3	20
Fulton	0	0	0	0	9	0	3	12
Garland	0	0	0	0	106	1	30	137
Grant	0	0	0	0	22	1	4	27
Greene	0	0	0	0	61	5	13	79
Hempstead	0	0	0	0	11	0	6	17
Hot Spring	0	0	0	0	22	0	7	29
Howard	0	0	0	0	4	0	1	5
Independence	0	0	0	1	34	0	14	49
Izard	0	0	0	0	23	0	3	26
Jackson	0	0	0	0	11	0	2	13
Jefferson	0	0	0	0	47	1	13	61
Johnson	0	0	0	0	11	0	2	13
Lafayette	0	0	0	0	2	0	0	2
Lawrence	0	0	0	0	11	0	2	13
Lee	0	0	0	0	4	0	0	4
Lincoln	0	0	0	0	6	0	1	7
Little River	0	0	0	0	10	0	4	14
Logan	0	0	0	0	10	0	2	12
Lonoke	0	0	1	0	67	5	20	93
Madison	0	0	0	0	8	0	4	12
Marion	0	0	0	0	9	0	4	13
Miller	0	0	0	0	27	0	7	34
Mississippi	0	0	0	0	19	0	7	26
Monroe	0	0	0	0	6	0	2	8
Montgomery	0	0	0	0	4	0	2	6
Nevada	0	0	0	1	3	0	1	5
Newton	0	0	0	0	2	0	0	2
Ouachita	0	0	0	0	13	0	3	16
Perry	0	0	0	0	6	0	2	8
Phillips	0	0	0	0	8	1	3	12
Pike	0	0	1	0	6	0	3	10
Poinsett	0	0	0	1	8	0	5	14
Polk	0	0	1	0	10	0	4	15
Pope	0	0	0	0	56	0	15	71
Prairie	0	0	0	0	3	0	1	4
Pulaski	0	0	0	2	441	23	114	580

continued

CERTIFIED NURSE PRACTITIONERS RESIDING AND LICENSED IN ARKANSAS BY COUNTY AND EDUCATION LEVEL – 2020 (cont.)

County	Certificate	Diploma	Associate	Bachelor	Master	Doctorate	Not Given	Total
Randolph	0	0	0	1	20	0	8	29
Saint Francis	0	0	0	0	14	1	1	16
Saline	0	0	0	2	192	3	47	244
Scott	0	0	0	0	3	0	3	6
Searcy	0	0	0	0	4	0	6	10
Sebastian	0	0	0	1	75	3	20	99
Sevier	0	0	0	0	12	1	2	15
Sharp	0	0	0	0	18	1	1	20
Stone	0	0	0	0	7	0	2	9
Union	0	0	0	0	32	0	2	34
Van Buren	0	0	0	0	10	0	2	12
Washington	0	0	0	2	188	11	59	260
White	0	0	0	1	64	2	21	88
Woodruff	0	0	0	0	5	0	4	9
Yell	0	0	0	0	11	0	3	14
TOTAL	0	0	5	19	2528	85	705	3342

CERTIFIED NURSE PRACTITIONERS RESIDING AND LICENSED IN ARKANSAS BY COUNTY AND AGE - 2020

County	20-29	30-39	40-49	50-59	Over 60	Total
Arkansas	0	5	6	4	0	15
Ashley	0	4	4	2	0	10
Baxter	4	15	17	7	10	53
Benton	10	90	59	33	19	211
Boone	1	7	12	5	8	33
Bradley	0	3	3	1	1	8
Calhoun	0	3	0	0	0	3
Carroll	0	1	2	6	4	13
Chicot	0	3	2	1	0	6
Clark	1	7	6	2	4	20
Clay	1	2	2	2	1	8
Cleburne	1	5	10	4	1	21
Cleveland	0	4	7	4	0	15
Columbia	2	10	6	3	3	24
Conway	1	15	6	3	3	28
Craighead	15	98	67	31	10	221
Crawford	1	10	11	13	2	37
Crittenden	2	10	13	5	7	37
Cross	0	11	6	3	2	22
Dallas	0	2	0	2	0	4
Desha	0	2	2	0	1	5
Drew	3	15	3	3	2	26

continued

CERTIFIED NURSE PRACTITIONERS RESIDING AND LICENSED IN ARKANSAS BY COUNTY AND AGE – 2020 (cont.)

County	20-29	30-39	40-49	50-59	Over 60	Total
Faulkner	9	76	72	22	9	188
Franklin	0	7	5	4	4	20
Fulton	3	1	1	5	2	12
Garland	4	43	43	29	18	137
Grant	3	8	11	4	1	27
Greene	5	34	24	11	5	79
Hempstead	0	9	3	2	3	17
Hot Spring	0	15	7	4	3	29
Howard	0	0	4	0	1	5
Independence	2	17	18	7	5	49
Izard	2	3	11	7	3	26
Jackson	1	6	1	4	1	13
Jefferson	1	24	18	12	6	61
Johnson	0	8	2	1	2	13
Lafayette	0	0	2	0	0	2
Lawrence	1	5	5	2	0	13
Lee	0	0	1	3	0	4
Lincoln	2	1	1	1	2	7
Little River	0	7	4	1	2	14
Logan	0	5	4	2	1	12
Lonoke	3	42	24	16	8	93
Madison	0	4	4	3	1	12
Marion	0	3	4	4	2	13
Miller	0	9	17	5	3	34
Mississippi	1	7	7	6	5	26
Monroe	0	3	1	3	1	8
Montgomery	1	3	2	0	0	6
Nevada	0	1	3	1	0	5
Newton	0	1	0	1	0	2
Ouachita	2	7	4	1	2	16
Perry	0	3	3	2	0	8
Phillips	0	1	3	4	4	12
Pike	0	2	6	1	1	10
Poinsett	0	3	7	2	2	14
Polk	0	6	3	3	3	15
Pope	4	32	21	10	4	71
Prairie	0	1	2	0	1	4
Pulaski	30	221	179	80	70	580
Randolph	1	10	12	5	1	29
Saint Francis	1	2	2	7	4	16
Saline	16	111	72	31	14	244

continued

CERTIFIED NURSE PRACTITIONERS RESIDING AND LICENSED IN ARKANSAS BY COUNTY AND AGE – 2020 (cont.)

County	20-29	30-39	40-49	50-59	Over 60	Total
Scott	0	2	1	3	0	6
Searcy	0	4	2	0	4	10
Sebastian	4	33	30	23	9	99
Sevier	0	4	8	2	1	15
Sharp	0	7	6	3	4	20
Stone	1	4	2	1	1	9
Union	1	9	12	5	7	34
Van Buren	1	5	2	0	4	12
Washington	12	94	77	38	39	260
White	2	27	28	15	16	88
Woodruff	0	2	6	1	0	9
Yell	1	7	5	0	1	14
TOTAL	156	1261	1036	531	358	3342

CERTIFIED REGISTERED NURSE ANESTHETISTS RESIDING AND LICENSED IN ARKANSAS BY COUNTY OF RESIDENCE – 2020

Arkansas	3
Ashley	3
Baxter	9
Benton	55
Boone	5
Bradley	3
Carroll	5
Clark	2
Clay	1
Cleburne	4
Cleveland	2
Columbia	2
Conway	2
Craighead	58
Crawford	5
Crittenden	9
Cross	1
Dallas	1
Drew	1
Faulkner	44
Franklin	1
Fulton	1
Garland	36
Grant	7
Greene	11
Hempstead	1

continued

CERTIFIED REGISTERED NURSE ANESTHETISTS RESIDING AND LICENSED IN ARKANSAS BY COUNTY OF RESIDENCE – 2020 (cont.)

Hot Spring	3
Howard	2
Independence	14
Jackson	3
Jefferson	11
Johnson	1
Lafayette	2
Lincoln	1
Logan	2
Lonoke	16
Madison	1
Marion	1
Miller	2
Mississippi	2
Montgomery	1
Ouachita	2
Phillips	1
Poinsett	1
Polk	2
Pope	4
Pulaski	153
Randolph	1
Saint Francis	2
Saline	59
Searcy	1
Sebastian	19
Stone	1
Union	7
Van Buren	3
Washington	32
White	13
Yell	1
TOTAL	636

CERTIFIED REGISTERED NURSE ANESTHETISTS RESIDING AND LICENSED IN ARKANSAS BY EMPLOYMENT SETTING AND AGE - 2020

Employment Setting	20-29	30-39	40-49	50-59	Over 60	Total
Ambulatory Care Setting	0	9	12	12	9	42
Hospital	4	91	80	55	33	263
No Entry	14	88	108	55	51	316
Other (Please specify)	0	3	2	4	4	13
School of Nursing	0	0	1	1	0	2
TOTAL	18	191	203	127	97	636

CERTIFIED REGISTERED NURSE ANESTHETISTS RESIDING AND LICENSED IN ARKANSAS BY EMPLOYMENT SETTING AND GENDER – 2020

Employment	Female	Male	Total
Ambulatory Care Setting	25	17	42
Hospital	107	156	263
No Entry	137	179	316
Other (Please specify)	5	8	13
School of Nursing	2	0	2
TOTAL	276	360	636

CERTIFIED REGISTERED NURSE ANESTHETISTS RESIDING AND LICENSED IN ARKANSAS BY EMPLOYMENT SETTING AND EDUCATION LEVEL – 2020

Employment	Certificate	Diploma	Associate	Bachelor	Master	Doctorate	Not Given	Total
Ambulatory Care Setting	0	0	0	3	28	1	10	42
Hospital	0	0	0	4	214	10	35	263
No Entry	3	0	0	9	250	4	50	316
Other (Please specify)	0	0	0	1	9	2	1	13
School of Nursing	0	0	0	0	2	0	0	2
TOTAL	3	0	0	17	503	17	96	636

CERTIFIED REGISTERED NURSE ANESTHETISTS RESIDING AND LICENSED IN ARKANSAS BY COUNTY AND EDUCATION LEVEL - 2020

County	Certificate	Diploma	Associate	Bachelor	Master	Doctorate	Not Given	Total
Arkansas	0	0	0	0	2	0	1	3
Ashley	0	0	0	0	1	0	2	3
Baxter	0	0	0	0	7	1	1	9
Benton	0	0	0	1	44	4	6	55
Boone	0	0	0	0	4	0	1	5
Bradley	0	0	0	0	3	0	0	3
Carroll	0	0	0	3	0	1	1	5
Clark	0	0	0	0	2	0	0	2
Clay	0	0	0	0	1	0	0	1
Cleburne	0	0	0	0	3	0	1	4
Cleveland	0	0	0	0	1	0	1	2
Columbia	0	0	0	0	0	0	2	2
Conway	0	0	0	0	1	0	1	2
Craighead	0	0	0	0	49	0	9	58
Crawford	0	0	0	0	2	0	3	5
Crittenden	0	0	0	0	9	0	0	9
Cross	0	0	0	0	1	0	0	1
Dallas	0	0	0	0	1	0	0	1
Drew	0	0	0	0	1	0	0	1
Faulkner	1	0	0	0	37	1	5	44
Franklin	0	0	0	0	1	0	0	1
Fulton	0	0	0	0	1	0	0	1

continued

CERTIFIED REGISTERED NURSE ANESTHETISTS RESIDING AND LICENSED IN ARKANSAS BY COUNTY AND EDUCATION LEVEL – 2020
(continued)

County	Certificate	Diploma	Associate	Bachelor	Master	Doctorate	Not Given	Total
Garland	0	0	0	0	30	0	6	36
Grant	0	0	0	0	4	0	3	7
Greene	0	0	0	1	9	1	0	11
Hempstead	0	0	0	0	1	0	0	1
Hot Spring	0	0	0	0	3	0	0	3
Howard	0	0	0	1	1	0	0	2
Independence	0	0	0	1	11	1	1	14
Jackson	0	0	0	0	3	0	0	3
Jefferson	0	0	0	0	9	0	2	11
Johnson	0	0	0	0	0	0	1	1
Lafayette	0	0	0	0	2	0	0	2
Lincoln	0	0	0	0	0	1	0	1
Logan	0	0	0	0	1	0	1	2
Lonoke	0	0	0	1	12	0	3	16
Madison	0	0	0	0	0	1	0	1
Marion	0	0	0	0	1	0	0	1
Miller	0	0	0	0	2	0	0	2
Mississippi	0	0	0	0	1	0	1	2
Montgomery	1	0	0	0	0	0	0	1
Ouachita	0	0	0	0	1	0	1	2
Phillips	0	0	0	0	1	0	0	1
Poinsett	0	0	0	0	0	0	1	1
Polk	0	0	0	0	2	0	0	2
Pope	0	0	0	1	3	0	0	4
Pulaski	1	0	0	4	121	3	24	153
Randolph	0	0	0	0	1	0	0	1
Saint Francis	0	0	0	0	2	0	0	2
Saline	0	0	0	2	51	0	6	59
Searcy	0	0	0	0	1	0	0	1
Sebastian	0	0	0	0	16	1	2	19
Stone	0	0	0	0	0	0	1	1
Union	0	0	0	2	4	0	1	7
Van Buren	0	0	0	0	2	0	1	3
Washington	0	0	0	0	26	1	5	32
White	0	0	0	0	10	1	2	13
Yell	0	0	0	0	1	0	0	1
TOTAL	3	0	0	17	503	17	96	636

CLINICAL NURSE SPECIALISTS RESIDING AND LICENSED IN ARKANSAS BY COUNTY OF RESIDENCE – 2020	
Baxter	2
Benton	8
Boone	1
Carroll	1
Clay	1
Cleburne	2
Craighead	27
Crawford	1
Cross	1
Faulkner	5
Franklin	1
Fulton	1
Garland	3
Grant	1
Greene	3
Independence	3
Jackson	1
Jefferson	1
Lawrence	1
Logan	1
Lonoke	4
Madison	1
Marion	1
Mississippi	1
Pike	1
Poinsett	3
Pulaski	24
Randolph	3
Saline	5
Sebastian	3
Stone	1
Union	1
Washington	19
White	5
Woodruff	1
TOTAL	138

CLINICAL NURSE SPECIALISTS RESIDING AND LICENSED IN ARKANSAS BY EMPLOYMENT SETTING AND AGE - 2020

Employment Setting	20-29	30-39	40-49	50-59	Over 60	Total
Ambulatory Care Setting	0	4	5	1	2	12
Community Health	0	0	1	1	1	3
Dialysis Center	0	0	1	0	0	1
Home Health	0	0	0	1	0	1
Hospital	0	6	8	3	7	24
No Entry	0	8	19	21	24	72
Nursing Home/Extended Care	0	0	2	0	0	2
Occupational Health	0	0	0	0	1	1
Other (Please specify)	0	2	2	6	3	13
School of Nursing	0	1	0	4	4	9
TOTAL	0	21	38	37	42	138

CLINICAL NURSE SPECIALISTS RESIDING AND LICENSED IN ARKANSAS BY EMPLOYMENT SETTING AND GENDER – 2020

Employment	Female	Male	Total
Ambulatory Care Setting	12	0	12
Community Health	3	0	3
Dialysis Center	1	0	1
Home Health	1	0	1
Hospital	22	2	24
No Entry	68	4	72
Nursing Home/Extended Care	2	0	2
Occupational Health	1	0	1
Other (Please specify)	13	0	13
School of Nursing	9	0	9
TOTAL	132	6	138

CLINICAL NURSE SPECIALISTS RESIDING AND LICENSED IN ARKANSAS BY EMPLOYMENT SETTING AND EDUCATION LEVEL – 2020

Employment	Certificate	Diploma	Associate	Bachelor	Master	Doctorate	Not Given	Total
Ambulatory Care Setting	0	0	0	0	8	0	4	12
Community Health	0	0	0	0	1	0	2	3
Dialysis Center	0	0	0	0	0	1	0	1
Home Health	0	0	0	0	1	0	0	1
Hospital	0	0	0	0	14	0	10	24
No Entry	0	0	0	0	66	0	6	72
Nursing Home/Extended Care	0	0	0	0	1	0	1	2
Occupational Health	0	0	0	0	0	0	1	1
Other (Please specify)	0	0	0	0	11	0	2	13
School of Nursing	0	0	0	0	7	0	2	9
TOTAL	0	0	0	0	109	1	28	138

CLINICAL NURSE SPECIALISTS RESIDING AND LICENSED IN ARKANSAS BY COUNTY AND EDUCATION LEVEL - 2020								
County	Certificate	Diploma	Associate	Bachelor	Master	Doctorate	Not Given	Total
Baxter	0	0	0	0	0	0	2	2
Benton	0	0	0	0	7	0	1	8
Boone	0	0	0	0	1	0	0	1
Carroll	0	0	0	0	1	0	0	1
Clay	0	0	0	0	0	0	1	1
Cleburne	0	0	0	0	2	0	0	2
Craighead	0	0	0	0	23	1	3	27
Crawford	0	0	0	0	0	0	1	1
Cross	0	0	0	0	0	0	1	1
Faulkner	0	0	0	0	4	0	1	5
Franklin	0	0	0	0	1	0	0	1
Fulton	0	0	0	0	1	0	0	1
Garland	0	0	0	0	3	0	0	3
Grant	0	0	0	0	0	0	1	1
Greene	0	0	0	0	3	0	0	3
Independence	0	0	0	0	2	0	1	3
Jackson	0	0	0	0	0	0	1	1
Jefferson	0	0	0	0	1	0	0	1
Lawrence	0	0	0	0	1	0	0	1
Logan	0	0	0	0	1	0	0	1
Lonoke	0	0	0	0	3	0	1	4
Madison	0	0	0	0	1	0	0	1
Marion	0	0	0	0	1	0	0	1
Mississippi	0	0	0	0	0	0	1	1
Pike	0	0	0	0	1	0	0	1
Poinsett	0	0	0	0	2	0	1	3
Pulaski	0	0	0	0	18	0	6	24
Randolph	0	0	0	0	2	0	1	3
Saline	0	0	0	0	3	0	2	5
Sebastian	0	0	0	0	2	0	1	3
Stone	0	0	0	0	1	0	0	1
Union	0	0	0	0	1	0	0	1
Washington	0	0	0	0	18	0	1	19
White	0	0	0	0	5	0	0	5
Woodruff	0	0	0	0	0	0	1	1
TOTAL	0	0	0	0	109	1	28	138

CLINICAL NURSE SPECIALISTS RESIDING AND LICENSED IN ARKANSAS BY COUNTY AND AGE - 2020						
County	20-29	30-39	40-49	50-59	Over 60	Total
Baxter	0	0	1	1	0	2
Benton	0	0	3	1	4	8
Boone	0	1	0	0	0	1
Carroll	0	0	0	0	1	1
Clay	0	1	0	0	0	1
Cleburne	0	0	0	1	1	2
Craighead	0	7	9	7	4	27
Crawford	0	0	0	1	0	1
Cross	0	0	0	0	1	1
Faulkner	0	0	1	2	2	5
Franklin	0	0	0	0	1	1
Fulton	0	0	0	1	0	1
Garland	0	0	0	1	2	3
Grant	0	0	1	0	0	1
Greene	0	1	1	1	0	3
Independence	0	0	2	1	0	3
Jackson	0	0	0	1	0	1
Jefferson	0	0	1	0	0	1
Lawrence	0	0	1	0	0	1
Logan	0	0	0	0	1	1
Lonoke	0	0	0	2	2	4
Madison	0	0	0	1	0	1
Marion	0	0	1	0	0	1
Mississippi	0	0	0	0	1	1
Pike	0	0	0	1	0	1
Poinsett	0	0	2	1	0	3
Pulaski	0	1	6	5	12	37
Randolph	0	1	0	2	0	3
Saline	0	1	1	1	2	5
Sebastian	0	0	0	1	2	3
Stone	0	1	0	0	0	1
Union	0	0	0	0	1	1
Washington	0	6	6	3	4	19
White	0	1	1	2	1	5
Woodruff	0	0	1	0	0	1
TOTAL	0	21	38	37	42	138

LICENSED PRACTICAL NURSES RESIDING AND LICENSED IN ARKANSAS BY COUNTY OF RESIDENCE – 2020

County	Total
Arkansas	77
Ashley	187
Baxter	245
Benton	584
Boone	184
Bradley	108
Calhoun	41
Carroll	56
Chicot	50
Clark	108
Clay	94
Cleburne	122
Cleveland	57
Columbia	122
Conway	128
Craighead	632
Crawford	352
Crittenden	188
Cross	110
Dallas	60
Desha	81
Drew	134
Faulkner	580
Franklin	138
Fulton	116
Garland	548
Grant	122
Greene	260
Hempstead	150
Hot Spring	255
Howard	125
Independence	246
Izard	170
Jackson	112
Jefferson	349
Johnson	106
Lafayette	59
Lawrence	140
Lee	33
Lincoln	69
Little River	110
	continued

LICENSED PRACTICAL NURSES RESIDING AND LICENSED IN ARKANSAS BY COUNTY OF RESIDENCE – 2020 (cont.)

Logan	155
Lonoke	332
Madison	60
Marion	60
Miller	268
Mississippi	213
Monroe	21
Montgomery	56
Nevada	64
Newton	36
Ouachita	188
Perry	70
Phillips	56
Pike	75
Poinsett	160
Polk	172
Pope	241
Prairie	43
Pulaski	1228
Randolph	136
Saint Francis	105
Saline	575
Scott	87
Searcy	53
Sebastian	467
Sevier	139
Sharp	198
Stone	99
Union	372
Van Buren	109
Washington	644
White	378
Woodruff	39
Yell	91
TOTAL	14398

LICENSED PRACTICAL NURSES RESIDING AND LICENSED IN ARKANSAS BY EMPLOYMENT SETTING AND AGE - 2020

Employment Setting	20-29	30-39	40-49	50-59	Over 60	Total
Insurance Claims/Benefits	0	18	21	13	9	61
Ambulatory Care Setting	48	111	100	102	74	435
Assisted Living Facility	46	76	79	51	52	304
Community Health	65	104	99	83	54	405
Correctional Facility	16	35	43	33	18	145
Dialysis Center	4	9	12	9	1	35
Home Health	29	99	109	65	37	339
Hospice	6	17	12	6	4	45
Hospital	174	178	171	177	139	839
No Entry	1472	2082	1777	1543	1557	8431
Nursing Home/Extended Care	305	487	481	379	269	1921
Occupational Health	2	11	11	23	9	56
Other (Please specify)	114	244	245	198	157	958
Policy/Planning/Regulatory/Licensing Agency	0	0	1	0	1	2
Public Health	59	88	67	43	13	270
School Health Service	6	33	43	29	26	137
School of Nursing	1	2	4	1	7	15
TOTAL	2347	3594	3275	2755	2427	14398

LICENSED PRACTICAL NURSES RESIDING AND LICENSED IN ARKANSAS BY EMPLOYMENT SETTING AND GENDER – 2020

Employment	Female	Male	Total
Insurance Claims/Benefits	58	3	61
Ambulatory Care Setting	413	22	435
Assisted Living Facility	282	22	304
Community Health	383	22	405
Correctional Facility	132	13	145
Dialysis Center	29	6	35
Home Health	319	20	339
Hospice	42	3	45
Hospital	720	119	839
No Entry	7803	628	8431
Nursing Home/Extended Care	1765	156	1921
Occupational Health	48	8	56
Other (please specify)	921	37	958
Policy/Planning/Regulatory/Licensing Agency	2	0	2
Public Health	266	4	270
School Health Service	134	3	137
School of Nursing	15	0	15
TOTAL	13332	1066	14398

LICENSED PRACTICAL NURSES RESIDING AND LICENSED IN ARKANSAS BY EMPLOYMENT SETTING AND EDUCATION LEVEL – 2020

Employment	Certificate	Diploma	Associate	Bachelor	Master	Doctorate	Not Given	Total
Insurance Claims/Benefits	53	3	0	0	0	0	5	61
Ambulatory Care Setting	384	8	1	2	0	0	40	435
Assisted Living Facility	275	2	2	0	0	0	25	304
Community Health	370	4	0	0	0	0	31	405
Correctional Facility	126	0	0	0	0	0	19	145
Dialysis Center	29	0	0	0	0	0	6	35
Home Health	35	0	0	0	0	0	10	45
Hospice	660	8	5	0	0	0	166	839
Hospital	7447	70	28	21	0	1	864	8431
No Entry	1753	14	9	4	0	0	141	1921
Nursing Home/Extended Care	53	0	0	0	0	0	3	56
Occupational Health	870	12	1	2	0	0	73	958
Other (please specify)	2	0	0	0	0	0	0	2
Policy/Planning/Regulatory/ Licensing Agency	2	0	0	0	0	0	0	2
Public Health	254	1	2	0	0	0	13	270
School Health Service	117	4	1	1	0	0	14	137
School of Nursing	13	0	0	0	0	0	2	15
TOTAL	12746	128	52	31	0	1	1440	14398

LICENSED PRACTICAL NURSES RESIDING AND LICENSED IN ARKANSAS BY COUNTY AND EDUCATION LEVEL - 2020

County	Certificate	Diploma	Associate	Bachelor	Master	Doctorate	Not Given	Total
Arkansas	72	2	0	0	0	0	3	77
Ashley	175	0	0	1	0	0	11	187
Baxter	223	1	0	1	0	0	20	245
Benton	535	3	3	3	0	0	40	584
Boone	168	0	5	0	0	0	11	184
Bradley	103	0	0	0	0	0	5	108
Calhoun	41	0	0	0	0	0	0	41
Carroll	54	0	0	0	0	0	2	56
Chicot	48	0	1	0	0	0	1	50
Clark	93	0	0	0	0	0	15	108
Clay	86	0	0	0	0	0	8	94
Cleburne	107	2	0	0	0	0	13	122
Cleveland	54	1	0	0	0	0	2	57
Columbia	106	1	0	0	0	0	15	122
Conway	111	0	2	0	0	0	15	128
Craighead	545	1	1	2	0	0	83	632
Crawford	326	0	1	0	0	0	25	352
Crittenden	163	2	0	0	0	0	23	188
Cross	93	0	2	0	0	0	15	110

continued

LICENSED PRACTICAL NURSES RESIDING AND LICENSED IN ARKANSAS BY COUNTY AND EDUCATION LEVEL - 2020 (cont.)

County	Certificate	Diploma	Associate	Bachelor	Master	Doctorate	Not Given	Total
Dallas	57	0	0	0	0	0	3	60
Desha	72	0	0	0	0	0	9	81
Drew	122	1	0	0	0	0	11	134
Faulkner	481	9	1	1	0	0	88	580
Franklin	128	0	1	0	0	0	9	138
Fulton	109	0	0	0	0	0	7	116
Garland	493	5	0	3	0	0	47	548
Grant	105	2	1	0	0	0	14	122
Greene	231	0	0	2	0	0	27	260
Hempstead	130	0	2	1	0	1	16	150
Hot Spring	229	0	2	0	0	0	24	255
Howard	121	0	0	0	0	0	4	125
Independence	219	0	1	2	0	0	24	246
Izard	160	0	0	0	0	0	10	170
Jackson	95	0	0	0	0	0	17	112
Jefferson	292	4	3	1	0	0	49	349
Johnson	98	0	1	0	0	0	7	106
Lafayette	51	0	0	0	0	0	8	59
Lawrence	118	0	2	2	0	0	18	140
Lee	29	0	0	0	0	0	4	33
Lincoln	56	2	1	0	0	0	10	69
Little River	98	0	0	0	0	0	12	110
Logan	148	0	1	1	0	0	5	155
Lonoke	289	9	0	0	0	0	34	332
Madison	59	0	0	0	0	0	1	60
Marion	56	0	1	0	0	0	3	60
Miller	241	1	1	1	0	0	24	268
Mississippi	187	0	1	0	0	0	25	213
Monroe	19	0	0	0	0	0	2	21
Montgomery	51	0	0	0	0	0	5	56
Nevada	59	1	1	0	0	0	3	64
Newton	30	0	0	0	0	0	6	36
Ouachita	182	0	0	0	0	0	6	188
Perry	63	4	0	0	0	0	3	70
Phillips	50	0	0	0	0	0	6	56
Pike	66	0	0	0	0	0	9	75
Poinsett	139	0	0	1	0	0	20	160
Polk	146	1	1	0	0	0	24	172
Pope	221	2	1	0	0	0	17	241
Prairie	38	0	2	0	0	0	3	43
Pulaski	1003	40	4	1	0	0	180	1228

continued

LICENSED PRACTICAL NURSES RESIDING AND LICENSED IN ARKANSAS BY COUNTY AND EDUCATION LEVEL - 2020 (cont.)

County	Certificate	Diploma	Associate	Bachelor	Master	Doctorate	Not Given	Total
Randolph	110	0	0	0	0	0	26	136
Saint Francis	85	0	0	0	0	0	20	105
Saline	482	21	3	1	0	0	68	575
Scott	80	0	0	0	0	0	7	87
Searcy	49	1	0	0	0	0	3	53
Sebastian	421	0	3	3	0	0	40	467
Sevier	125	0	0	0	0	0	14	139
Sharp	176	0	1	0	0	0	21	198
Stone	89	0	0	0	0	0	10	99
Union	344	1	0	1	0	0	26	372
Van Buren	102	0	0	0	0	0	7	109
Washington	587	7	1	0	0	0	49	644
White	339	2	0	2	0	0	35	378
Woodruff	34	0	0	0	0	0	5	39
Yell	79	2	1	1	0	0	8	91
TOTAL	12746	128	52	31	0	1	1440	14398

LICENSED PRACTICAL NURSES RESIDING AND LICENSED IN ARKANSAS BY COUNTY AND AGE - 2020

County	20-29	30-39	40-49	50-59	Over 60	Total
Arkansas	5	11	19	18	24	77
Ashley	37	50	38	41	21	187
Baxter	21	77	53	43	51	245
Benton	66	154	124	121	119	584
Boone	33	44	36	40	31	184
Bradley	13	29	30	23	13	108
Calhoun	9	12	7	2	11	41
Carroll	12	8	11	13	12	56
Chicot	2	16	6	13	13	50
Clark	23	19	20	23	23	108
Clay	13	21	22	15	23	94
Cleburne	16	18	32	26	30	122
Cleveland	2	15	18	10	12	57
Columbia	19	37	27	23	16	122
Conway	17	29	27	35	20	128
Craighead	136	151	142	124	79	632
Crawford	29	86	108	79	50	352
Crittenden	13	56	40	47	32	188
Cross	20	33	29	17	11	110
Dallas	14	12	12	10	12	60
Desha	17	22	18	15	9	81

continued

LICENSED PRACTICAL NURSES RESIDING AND LICENSED IN ARKANSAS BY COUNTY AND AGE – 2020 (cont.)

County	20-29	30-39	40-49	50-59	Over 60	Total
Drew	25	43	34	23	9	134
Faulkner	111	167	116	103	83	580
Franklin	23	40	30	24	21	138
Fulton	29	26	24	21	16	116
Garland	81	123	112	121	111	548
Grant	20	33	26	26	17	122
Greene	67	49	68	49	27	260
Hempstead	36	47	38	19	10	150
Hot Spring	53	56	64	50	32	255
Howard	18	39	33	27	8	125
Independence	49	64	62	40	31	246
Izard	46	37	40	24	23	170
Jackson	22	32	19	19	20	112
Jefferson	22	59	83	87	98	349
Johnson	15	24	16	28	23	106
Lafayette	14	16	14	12	3	59
Lawrence	35	31	25	28	21	140
Lee	4	5	12	6	6	33
Lincoln	5	18	19	16	11	69
Little River	32	27	25	14	12	110
Logan	24	29	42	33	27	155
Lonoke	50	91	80	61	50	332
Madison	4	17	14	7	18	60
Marion	6	9	12	23	10	60
Miller	41	69	58	61	39	268
Mississippi	47	70	47	26	23	213
Monroe	1	5	6	3	6	21
Montgomery	12	10	6	13	15	56
Nevada	8	21	14	14	7	64
Newton	12	6	5	8	5	36
Ouachita	31	45	39	40	33	188
Perry	13	19	16	6	16	70
Phillips	7	16	11	14	8	56
Pike	12	21	10	18	14	75
Poinsett	37	34	33	37	19	160
Polk	42	45	25	32	28	172
Pope	44	55	43	47	52	241
Prairie	5	11	13	9	5	43
Pulaski	120	318	297	217	278	1230
Randolph	44	32	28	20	12	136
Saint Francis	25	12	30	17	21	105

continued

LICENSED PRACTICAL NURSES RESIDING AND LICENSED IN ARKANSAS BY COUNTY AND AGE – 2020 (cont.)

County	20-29	30-39	40-49	50-59	Over 60	Total
Saline	70	167	132	93	113	575
Scott	26	19	21	12	9	87
Searcy	8	9	15	13	8	53
Sebastian	41	105	120	97	103	466
Sevier	45	35	20	22	17	139
Sharp	31	53	49	35	30	198
Stone	27	23	27	9	13	99
Union	73	95	101	55	48	372
Van Buren	16	25	27	28	13	109
Washington	104	166	153	114	107	644
White	74	101	75	67	60	377
Woodruff	8	8	13	6	4	39
Yell	15	16	15	22	23	91
TOTAL	2347	3593	3276	2754	2428	14398

LICENSED PSYCHIATRIC TECHNICIAN NURSES RESIDING AND LICENSED IN ARKANSAS BY COUNTY OF RESIDENCE – 2020

County	Total
Benton	1
Cleburne	1
Crawford	1
Faulkner	2
Garland	1
Hot Spring	4
Lonoke	1
Pope	2
Pulaski	25
Saline	17
Sebastian	2
Washington	1
TOTAL	58

LICENSED PSYCHIATRIC TECHNICIAN NURSES RESIDING AND LICENSED IN ARKANSAS BY EMPLOYMENT SETTING AND AGE - 2020

Employment Setting	20-29	30-39	40-49	50-59	Over 60	Total
Ambulatory Care Setting	0	0	0	1	0	1
Hospital	0	0	0	2	4	6
No Entry	0	0	0	7	31	38
Nursing Home/Extended Care	0	0	0	6	1	7
Other (Please specify)	0	0	0	1	3	4
School Health Service	0	0	0	1	1	2
TOTAL	0	0	0	18	40	58

LICENSED PSYCHIATRIC TECHNICIAN NURSES RESIDING AND LICENSED IN ARKANSAS BY EMPLOYMENT SETTING AND GENDER – 2020

Employment	Female	Male	Total
Ambulatory Care Setting	1	0	1
Hospital	5	1	6
No Entry	33	5	38
Nursing Home/Extended Care	7	0	7
Other (Please specify)	4	0	4
School Health Service	2	0	2
TOTAL	52	6	58

LICENSED PSYCHIATRIC TECHNICIAN NURSES RESIDING AND LICENSED IN ARKANSAS BY EMPLOYMENT SETTING AND EDUCATION LEVEL – 2020

Employment	Certificate	Diploma	Associate	Bachelor	Master	Doctorate	Not Given	Total
Ambulatory Care Setting	0	0	0	0	0	0	1	1
Hospital	1	0	0	0	0	0	5	6
No Entry	6	0	0	0	0	0	32	38
Nursing Home/Extended Care	4	0	0	0	0	0	3	7
Other (Please specify)	0	0	0	0	0	0	4	4
School Health Service	0	0	0	0	0	0	2	2
TOTAL	11	0	0	0	0	0	47	58

LICENSED PSYCHIATRIC TECHNICIAN NURSES RESIDING AND LICENSED IN ARKANSAS BY COUNTY AND EDUCATION LEVEL - 2020

County	Certificate	Diploma	Associate	Bachelor	Master	Doctorate	Not Given	Total
Benton	0	0	0	0	0	0	1	1
Cleburne	1	0	0	0	0	0	0	1
Crawford	0	0	0	0	0	0	1	1
Faulkner	0	0	0	0	0	0	2	2
Garland	0	0	0	0	0	0	1	1
Hot Spring	3	0	0	0	0	0	1	4
Lonoke	0	0	0	0	0	0	1	1
Pope	0	0	0	0	0	0	2	2
Pulaski	6	0	0	0	0	0	19	25
Saline	1	0	0	0	0	0	16	17
Sebastian	0	0	0	0	0	0	2	2
Washington	0	0	0	0	0	0	1	1
TOTAL	11	0	0	0	0	0	47	58

LICENSED PSYCHIATRIC TECHNICIAN NURSES RESIDING AND LICENSED IN ARKANSAS BY COUNTY AND AGE - 2020

County	20-29	30-39	40-49	50-59	Over 60	Total
Benton	0	0	0	0	1	1
Cleburne	0	0	0	1	0	1

continued

LICENSED PSYCHIATRIC TECHNICIAN NURSES RESIDING AND LICENSED IN ARKANSAS BY COUNTY AND AGE – 2020 (cont.)

County	20-29	30-39	40-49	50-59	Over 60	Total
Crawford	0	0	0	0	1	1
Faulkner	0	0	0	0	2	2
Garland	0	0	0	0	1	1
Hot Spring	0	0	0	2	2	4
Lonoke	0	0	0	0	1	1
Pope	0	0	0	0	2	2
Pulaski	0	0	0	10	15	25
Saline	0	0	0	4	13	17
Sebastian	0	0	0	0	2	2
Washington	0	0	0	1	0	1
TOTAL	0	0	0	18	40	58

MEDICATION ASSISTANT CERTIFICATE HOLDERS RESIDING AND LICENSED IN ARKANSAS BY COUNTY OF RESIDENCE – 2020

County	Total
Arkansas	2
Boone	4
Clark	2
Garland	5
Hot Spring	1
Madison	1
Mississippi	1
Searcy	1
Van Buren	8
Washington	1
TOTAL	26

MEDICATION ASSISTANT CERTIFICATE HOLDERS RESIDING AND LICENSED IN ARKANSAS BY COUNTY AND EDUCATION LEVEL - 2020

County	Certificate	Diploma	Associate	Bachelor	Master	Doctorate	Not Given	Total
Arkansas	2	0	0	0	0	0	0	2
Boone	4	0	0	0	0	0	0	4
Clark	2	0	0	0	0	0	0	2
Garland	5	0	0	0	0	0	0	5
Hot Spring	1	0	0	0	0	0	0	1
Madison	1	0	0	0	0	0	0	1
Mississippi	1	0	0	0	0	0	0	1
Searcy	1	0	0	0	0	0	0	1
Van Buren	8	0	0	0	0	0	0	8
Washington	1	0	0	0	0	0	0	1
TOTAL	26	0	0	0	0	0	0	26

MEDICATION ASSISTANT CERTIFICATE HOLDERS RESIDING AND LICENSED IN ARKANSAS BY COUNTY AND AGE - 2020

County	20-29	30-39	40-49	50-59	Over 60	Total
Arkansas	0	1	1	0	0	2
Boone	0	3	0	1	0	4
Clark	0	0	0	1	1	2
Garland	0	3	1	1	0	5
Hot Spring	0	0	1	0	0	1
Madison	0	0	1	0	0	1
Mississippi	0	1	0	0	0	1
Searcy	0	1	0	0	0	1
Van Buren	1	5	0	1	1	8
Washington	0	0	0	1	0	1
TOTAL	1	14	4	5	2	26

REGISTERED NURSES RESIDING AND LICENSED IN ARKANSAS BY COUNTY OF RESIDENCE – 2020

County	Total
Arkansas	173
Ashley	231
Baxter	656
Benton	2581
Boone	458
Bradley	119
Calhoun	34
Carroll	202
Chicot	94
Clark	262
Clay	139
Cleburne	321
Cleveland	163
Columbia	281
Conway	252
Craighead	1878
Crawford	651
Crittenden	572
Cross	273
Dallas	63
Desha	122
Drew	208
Faulkner	2173
Franklin	190
Fulton	190
Garland	1754

continued

REGISTERED NURSES RESIDING AND LICENSED IN ARKANSAS BY COUNTY OF RESIDENCE – 2020 (cont.)

County	Total
Grant	331
Greene	668
Hempstead	200
Hot Spring	454
Howard	158
Independence	575
Izard	242
Jackson	142
Jefferson	967
Johnson	140
Lafayette	64
Lawrence	205
Lee	79
Lincoln	163
Little River	147
Logan	221
Lonoke	1357
Madison	137
Marion	171
Miller	583
Mississippi	376
Monroe	77
Montgomery	106
Nevada	92
Newton	69
Ouachita	230
Perry	161
Phillips	185
Pike	128
Poinsett	209
Polk	197
Pope	692
Prairie	87
Pulaski	6742
Randolph	284
Saint Francis	225
Saline	2885
Scott	102
Searcy	94
Sebastian	1510
Sevier	163

continued

REGISTERED NURSES RESIDING AND LICENSED IN ARKANSAS BY COUNTY OF RESIDENCE – 2020 (cont.)

Sharp	266
Stone	168
Union	476
Van Buren	162
Washington	2812
White	1092
Woodruff	70
Yell	165
TOTAL	40869

REGISTERED NURSES RESIDING AND LICENSED IN ARKANSAS BY EMPLOYMENT SETTING AND AGE - 2020

Employment Setting	20-29	30-39	40-49	50-59	Over 60	Total
Ambulatory Care Setting	112	553	508	392	300	1865
Assisted Living Facility	9	22	20	12	17	80
Community Health	44	148	113	88	66	459
Correctional Facility	5	23	26	26	18	98
Dialysis Center	18	48	66	51	31	214
Home Health	47	184	177	182	129	719
Hospice	28	105	101	96	79	409
Hospital	1848	2858	2360	1932	1242	10240
Insurance Claims/Benefits	8	76	123	99	50	356
No Entry	3347	5286	4691	4165	5027	22516
Nursing Home/Extended Care	73	210	209	173	174	839
Occupational Health	2	16	28	21	27	94
Other (Please specify)	112	466	444	407	312	1741
Policy/Planning/Regulatory/Licensing Agency	1	7	9	18	17	52
Public Health	27	77	82	71	54	311
School Health Service	29	115	164	118	84	510
School of Nursing	9	75	95	101	86	366
TOTAL	5719	10269	9216	7952	7713	40869

REGISTERED NURSES RESIDING AND LICENSED IN ARKANSAS BY EMPLOYMENT SETTING AND GENDER – 2020

Employment	Female	Male	Total
Ambulatory Care Setting	1714	151	1865
Assisted Living Facility	74	6	80
Community Health	429	30	459
Correctional Facility	82	16	98
Dialysis Center	192	22	214
Home Health	676	43	719
Hospice	379	30	409
Hospital	8739	1501	10240
Insurance Claims/Benefits	345	11	356
No Entry	20062	2454	22516
Nursing Home/Extended Care	782	57	839
Occupational Health	81	13	94
Other (please specify)	1605	136	1741
Policy/Planning/Regulatory/Licensing Agency	47	5	52
Public Health	301	10	311
School Health Service	505	5	510
School of Nursing	349	17	366
TOTAL	36362	4507	40869

REGISTERED NURSES RESIDING AND LICENSED IN ARKANSAS BY EMPLOYMENT SETTING AND EDUCATION LEVEL – 2020

Employment	Certificate	Diploma	Associate	Bachelor	Master	Doctorate	Not Given	Total
Ambulatory Care Setting	0	211	588	344	10	0	712	1865
Assisted Living Facility	0	10	54	9	0	0	7	80
Community Health	0	46	186	72	2	0	153	459
Correctional Facility	0	13	57	9	0	1	18	98
Dialysis Center	0	25	132	34	0	0	23	214
Home Health	1	99	444	111	1	0	63	719
Hospice	1	68	242	64	1	0	33	409
Hospital	7	1309	4571	2713	15	3	1622	10240
Insurance Claims/Benefits	0	85	164	68	0	0	39	356
No Entry	18	3173	11082	5496	23	1	2723	22516
Nursing Home/Extended Care	0	88	574	81	1	0	95	839
Occupational Health	0	16	50	12	1	0	15	94
Other (please specify)	1	237	714	316	5	1	467	1741
Policy/Planning/Regulatory/ Licensing Agency	0	12	25	6	0	0	9	52
Public Health	0	30	173	62	0	0	46	311
School Health Service	0	77	247	148	2	0	36	510
School of Nursing	0	28	92	110	3	0	133	366
TOTAL	28	5527	19395	9655	64	6	6194	40869

REGISTERED NURSES RESIDING AND LICENSED IN ARKANSAS BY COUNTY AND EDUCATION LEVEL - 2020

County	Certificate	Diploma	Associate	Bachelor	Master	Doctorate	Not Given	Total
Arkansas	0	38	89	26	0	0	20	173
Ashley	0	27	82	102	0	0	20	231
Baxter	0	57	430	52	0	0	117	656
Benton	1	215	1266	654	6	0	439	2581
Boone	0	15	330	53	2	0	58	458
Bradley	0	33	41	25	2	0	18	119
Calhoun	0	2	18	9	0	0	5	34
Carroll	0	18	121	37	1	0	25	202
Chicot	0	21	36	29	0	0	8	94
Clark	0	20	109	99	1	0	33	262
Clay	0	1	107	16	0	0	15	139
Cleburne	0	48	174	61	0	0	38	321
Cleveland	0	56	51	33	1	0	22	163
Columbia	0	7	177	56	0	0	41	281
Conway	0	57	95	60	1	0	39	252
Craighead	0	60	855	563	1	0	399	1878
Crawford	0	22	418	142	0	0	69	651
Crittenden	1	67	293	128	0	1	82	572
Cross	0	13	198	32	0	0	30	273
Dallas	0	8	27	24	0	0	4	63
Desha	0	22	39	48	0	0	13	122
Drew	0	41	69	63	0	0	35	208
Faulkner	1	456	669	702	3	0	342	2173
Franklin	1	8	120	34	0	0	27	190
Fulton	0	10	138	17	1	0	24	190
Garland	3	163	1058	262	4	0	264	1754
Grant	0	108	108	66	0	0	49	331
Greene	0	12	380	161	1	0	114	668
Hempstead	1	10	114	51	0	0	24	200
Hot Spring	1	53	267	84	1	0	48	454
Howard	0	1	98	47	0	0	12	158
Independence	1	32	383	62	0	0	97	575
Izard	0	13	169	18	0	0	42	242
Jackson	0	11	98	13	0	0	20	142
Jefferson	1	321	330	179	4	0	132	967
Johnson	0	10	65	52	0	0	13	140
Lafayette	0	3	41	14	0	0	6	64
Lawrence	0	3	142	37	0	0	23	205
Lee	0	1	66	6	0	0	6	79
Lincoln	0	53	63	30	0	0	17	163
Little River	0	2	99	21	0	0	25	147

continued

REGISTERED NURSES RESIDING AND LICENSED IN ARKANSAS BY COUNTY AND EDUCATION LEVEL – 2020 (cont.)

County	Certificate	Diploma	Associate	Bachelor	Master	Doctorate	Not Given	Total
Logan	0	11	121	61	0	0	28	221
Lonoke	1	330	508	326	3	2	187	1357
Madison	0	15	81	24	0	0	17	137
Marion	1	9	123	14	0	0	24	171
Miller	0	15	409	90	0	0	69	583
Mississippi	1	9	293	30	0	0	43	376
Monroe	0	4	54	11	0	0	8	77
Montgomery	1	5	75	16	0	0	9	106
Nevada	0	3	54	28	0	0	7	92
Newton	0	5	50	8	0	0	6	69
Ouachita	0	26	133	49	0	0	22	230
Perry	0	41	68	32	0	0	20	161
Phillips	0	5	149	11	0	0	20	185
Pike	0	11	71	29	0	0	17	128
Poinsett	0	8	123	56	1	0	21	209
Polk	0	12	140	24	0	0	21	197
Pope	4	62	200	326	2	0	98	692
Prairie	0	18	45	16	0	0	8	87
Pulaski	7	1490	2190	1848	15	3	1189	6742
Randolph	0	11	204	31	0	0	38	284
Saint Francis	0	8	181	10	0	0	26	225
Saline	1	794	1030	593	3	0	464	2885
Scott	0	8	71	15	1	0	7	102
Searcy	0	3	73	9	0	0	9	94
Sebastian	1	46	864	381	2	0	216	1510
Sevier	0	5	110	25	1	0	22	163
Sharp	0	13	193	20	0	0	40	266
Stone	0	18	116	17	0	0	17	168
Union	0	25	320	70	0	0	61	476
Van Buren	0	27	83	31	0	0	21	162
Washington	0	264	1201	876	7	0	464	2812
White	0	95	511	338	0	0	148	1092
Woodruff	0	2	43	12	0	0	13	70
Yell	0	11	76	60	0	0	18	165
TOTAL	28	5527	19396	9655	64	6	6193	40869

REGISTERED NURSES RESIDING AND LICENSED IN ARKANSAS BY COUNTY AND AGE - 2020

County	20-29	30-39	40-49	50-59	Over 60	Total
Arkansas	23	33	47	34	36	173
Ashley	39	53	60	53	26	231
Baxter	44	143	121	171	177	656
Benton	349	623	587	498	524	2581
Boone	72	102	96	93	95	458
Bradley	15	33	26	25	20	119
Calhoun	4	11	6	10	3	34
Carroll	22	30	29	53	68	202
Chicot	13	17	25	21	18	94
Clark	52	64	62	50	34	262
Clay	21	33	27	33	25	139
Cleburne	41	65	69	67	79	321
Cleveland	21	31	43	48	20	163
Columbia	42	67	65	57	50	281
Conway	45	75	48	43	41	252
Craighead	300	530	437	332	279	1878
Crawford	75	123	162	146	145	651
Crittenden	69	120	156	114	113	572
Cross	30	71	75	42	55	273
Dallas	14	12	13	11	13	63
Desha	25	30	26	21	20	122
Drew	28	53	51	35	41	208
Faulkner	379	655	468	379	292	2173
Franklin	17	43	51	33	46	190
Fulton	30	43	38	46	33	190
Garland	191	352	398	383	430	1754
Grant	49	92	98	63	29	331
Greene	78	190	171	145	84	668
Hempstead	20	58	44	42	36	200
Hot Spring	56	113	114	98	73	454
Howard	22	33	42	35	26	158
Independence	78	156	171	84	86	575
Izard	23	49	65	51	54	242
Jackson	23	39	29	24	27	142
Jefferson	116	249	226	196	180	967
Johnson	16	35	42	19	28	140
Lafayette	18	17	11	10	8	64
Lawrence	24	59	56	46	20	205
Lee	7	21	20	17	14	79
Lincoln	33	38	38	29	25	163
Little River	25	38	39	22	23	147

continued

REGISTERED NURSES RESIDING AND LICENSED IN ARKANSAS BY COUNTY AND AGE – 2020 (cont.)

County	20-29	30-39	40-49	50-59	Over 60	Total
Logan	27	50	41	45	58	221
Lonoke	187	355	340	260	215	1357
Madison	16	29	33	23	36	137
Marion	13	34	41	37	46	171
Miller	86	149	140	138	70	583
Mississippi	64	101	91	59	61	376
Monroe	12	15	17	21	12	77
Montgomery	14	21	25	23	23	106
Nevada	9	20	26	19	18	92
Newton	13	9	9	16	22	69
Ouachita	41	54	47	39	49	230
Perry	26	39	37	30	29	161
Phillips	23	36	44	43	39	185
Pike	14	26	38	32	18	128
Poinsett	34	39	65	44	27	209
Polk	24	44	47	40	42	197
Pope	116	212	135	129	99	691
Prairie	14	24	19	14	16	87
Pulaski	916	1736	1317	1245	1529	6743
Randolph	46	86	78	45	29	284
Saint Francis	32	41	40	50	62	225
Saline	408	805	736	540	396	2885
Scott	16	21	21	21	23	102
Searcy	9	27	23	15	20	94
Sebastian	212	324	322	332	320	1510
Sevier	30	46	35	25	27	163
Sharp	32	72	57	48	57	266
Stone	17	38	34	42	37	168
Union	56	120	106	96	98	476
Van Buren	23	35	28	32	44	162
Washington	446	723	587	495	561	2812
White	163	274	236	231	188	1092
Woodruff	7	20	17	11	15	70
Yell	24	46	32	33	30	165
TOTAL	5719	10270	9216	7952	7712	40869

REGISTERED NURSE PRACTITIONERS RESIDING AND LICENSED IN ARKANSAS BY COUNTY OF RESIDENCE – 2020

County	Total
Arkansas	2
Baxter	1
Benton	11
Carroll	1
Chicot	1
Clark	3
Columbia	2
Conway	2
Craighead	34
Crawford	2
Crittenden	4
Cross	3
Desha	1
Drew	1
Faulkner	18
Franklin	4
Fulton	1
Garland	21
Grant	2
Greene	7
Hempstead	1
Hot Spring	1
Howard	3
Independence	5
Jackson	3
Jefferson	4
Lawrence	4
Lonoke	15
Marion	1
Mississippi	2
Monroe	1
Ouachita	1
Perry	2
Phillips	1
Pike	2
Poinsett	5
Pope	7
Prairie	1
Pulaski	114
Randolph	4
Saline	28

continued

REGISTERED NURSE PRACTITIONERS RESIDING AND LICENSED IN ARKANSAS BY COUNTY OF RESIDENCE – 2020 (cont.)

County	Total
Searcy	2
Sebastian	7
Sharp	3
Stone	2
Union	2
Van Buren	1
Washington	12
White	13
Yell	1
TOTAL	369

REGISTERED NURSE PRACTITIONERS RESIDING AND LICENSED IN ARKANSAS BY EMPLOYMENT SETTING AND AGE - 2020

Employment Setting	20-29	30-39	40-49	50-59	Over 60	Total
Ambulatory Care Setting	0	0	1	12	16	29
Community Health	0	0	0	3	3	6
Correctional Facility	0	0	0	1	0	1
Dialysis Center	0	0	1	1	1	3
Home Health	0	0	0	1	2	3
Hospice	0	0	0	0	1	1
Hospital	0	0	3	26	14	43
Insurance Claims/Benefits	0	0	0	4	0	4
No Entry	0	0	6	91	145	242
Nursing Home/Extended Care	0	0	0	2	2	4
Occupational Health	0	0	0	1	2	3
Other (Please specify)	0	0	0	10	10	20
Public Health	0	0	0	1	1	2
School Health Service	0	0	0	4	3	7
School of Nursing	0	0	0	0	1	1
TOTAL	0	0	11	157	201	369

REGISTERED NURSE PRACTITIONERS RESIDING AND LICENSED IN ARKANSAS BY EMPLOYMENT SETTING AND GENDER – 2020

Employment	Female	Male	Total
Ambulatory Care Setting	25	4	29
Community Health	6	0	6
Correctional Facility	1	0	1
Dialysis Center	3	0	3
Home Health	3	0	3
Hospice	1	0	1
Hospital	39	4	43
Insurance Claims/Benefits	4	0	4
No Entry	230	12	242
Nursing Home/Extended Care	4	0	4
Occupational Health	3	0	3
Other (please specify)	19	1	20
Public Health	2	0	2
School Health Service	7	0	7
School of Nursing	1	0	1
TOTAL	348	21	369

REGISTERED NURSE PRACTITIONERS RESIDING AND LICENSED IN ARKANSAS BY EMPLOYMENT SETTING AND EDUCATION LEVEL – 2020

Employment	Certificate	Diploma	Associate	Bachelor	Master	Doctorate	Not Given	Total
Ambulatory Care Setting	0	0	0	2	1	0	26	29
Community Health	0	0	0	0	0	0	6	6
Correctional Facility	0	0	0	0	0	0	1	1
Dialysis Center	0	0	0	0	0	0	3	3
Home Health	0	0	0	0	0	0	3	3
Hospice	0	0	0	0	0	0	1	1
Hospital	0	0	0	2	0	0	41	43
Insurance Claims/Benefits	0	0	0	0	0	0	4	4
No Entry	0	0	0	5	1	0	236	242
Nursing Home/Extended Care	0	0	0	0	0	0	4	4
Occupational Health	0	0	0	1	1	0	1	3
Other (please specify)	0	0	0	0	0	1	19	20
Public Health	0	0	0	0	0	0	2	2
School Health Service	0	0	0	1	0	0	6	7
School of Nursing	0	0	0	0	0	0	1	1
TOTAL	0	0	0	11	3	1	354	369

REGISTERED NURSE PRACTITIONERS RESIDING AND LICENSED IN ARKANSAS BY COUNTY AND EDUCATION LEVEL - 2020

County	Certificate	Diploma	Associate	Bachelor	Master	Doctorate	Not Given	Total
Arkansas	0	0	0	0	0	0	2	2
Baxter	0	0	0	0	0	0	1	1
Benton	0	0	0	0	0	0	11	11
Carroll	0	0	0	0	0	0	1	1
Chicot	0	0	0	0	0	0	1	1
Clark	0	0	0	0	0	0	3	3
Columbia	0	0	0	0	0	0	2	2
Conway	0	0	0	0	0	0	2	2
Craighead	0	0	0	2	0	1	31	34
Crawford	0	0	0	0	0	0	2	2
Crittenden	0	0	0	0	0	0	4	4
Cross	0	0	0	1	0	0	2	3
Desha	0	0	0	0	0	0	1	1
Drew	0	0	0	0	0	0	1	1
Faulkner	0	0	0	1	0	0	17	18
Franklin	0	0	0	0	0	0	4	4
Fulton	0	0	0	0	0	0	1	1
Garland	0	0	0	1	0	0	20	21
Grant	0	0	0	0	0	0	2	2
Greene	0	0	0	1	0	0	6	7
Hempstead	0	0	0	0	0	0	1	1
Hot Spring	0	0	0	0	0	0	1	1
Howard	0	0	0	0	0	0	3	3
Independence	0	0	0	0	0	0	5	5
Jackson	0	0	0	0	0	0	3	3
Jefferson	0	0	0	0	0	0	4	4
Lawrence	0	0	0	0	0	0	4	4
Lonoke	0	0	0	1	0	0	14	15
Marion	0	0	0	0	0	0	1	1
Mississippi	0	0	0	0	0	0	2	2
Monroe	0	0	0	0	0	0	1	1
Ouachita	0	0	0	0	0	0	1	1
Perry	0	0	0	0	0	0	2	2
Phillips	0	0	0	0	0	0	1	1
Pike	0	0	0	0	0	0	2	2
Poinsett	0	0	0	0	0	0	5	5
Pope	0	0	0	0	0	0	7	7
Prairie	0	0	0	0	0	0	1	1
Pulaski	0	0	0	4	2	0	108	114
Randolph	0	0	0	0	0	0	4	4
Saline	0	0	0	0	0	0	28	28

continued

REGISTERED NURSE PRACTITIONERS RESIDING AND LICENSED IN ARKANSAS BY COUNTY AND EDUCATION LEVEL – 2020 (cont.)

County	Certificate	Diploma	Associate	Bachelor	Master	Doctorate	Not Given	Total
Searcy	0	0	0	0	0	0	2	2
Sebastian	0	0	0	0	1	0	6	7
Sharp	0	0	0	0	0	0	3	3
Stone	0	0	0	0	0	0	2	2
Union	0	0	0	0	0	0	2	2
Van Buren	0	0	0	0	0	0	1	1
Washington	0	0	0	0	0	0	12	12
White	0	0	0	0	0	0	13	13
Yell	0	0	0	0	0	0	1	1
TOTAL	0	0	0	11	3	1	354	369

REGISTERED NURSE PRACTITIONERS RESIDING AND LICENSED IN ARKANSAS BY COUNTY AND AGE - 2020

County	20-29	30-39	40-49	50-59	Over 60	Total
Arkansas	0	0	0	2	0	2
Baxter	0	0	0	1	0	1
Benton	0	0	2	4	5	11
Carroll	0	0	0	0	1	1
Chicot	0	0	0	0	1	1
Clark	0	0	0	2	1	3
Columbia	0	0	0	2	0	2
Conway	0	0	0	0	2	2
Craighead	0	0	1	21	12	34
Crawford	0	0	0	0	2	2
Crittenden	0	0	0	0	4	4
Cross	0	0	0	1	2	3
Desha	0	0	0	0	1	1
Drew	0	0	0	0	1	1
Faulkner	0	0	1	10	7	18
Franklin	0	0	0	0	4	4
Fulton	0	0	0	0	1	1
Garland	0	0	0	9	12	21
Grant	0	0	0	1	1	2
Greene	0	0	1	2	4	7
Hempstead	0	0	0	0	1	1
Hot Spring	0	0	0	0	1	1
Howard	0	0	0	0	3	3
Independence	0	0	1	3	1	5
Jackson	0	0	0	2	1	3
Jefferson	0	0	0	2	2	4
Lawrence	0	0	0	4	0	4
Lonoke	0	0	1	4	10	15

continued

REGISTERED NURSE PRACTITIONERS RESIDING AND LICENSED IN ARKANSAS BY COUNTY AND AGE – 2020 (cont.)

County	20-29	30-39	40-49	50-59	Over 60	Total
Marion	0	0	0	1	0	1
Mississippi	0	0	0	2	0	2
Monroe	0	0	0	1	0	1
Ouachita	0	0	1	0	0	1
Perry	0	0	0	1	1	2
Phillips	0	0	0	1	0	1
Pike	0	0	0	1	1	2
Poinsett	0	0	0	4	1	5
Pope	0	0	1	2	4	7
Prairie	0	0	0	1	0	1
Pulaski	0	0	1	39	74	114
Randolph	0	0	1	3	0	4
Saline	0	0	0	17	11	28
Searcy	0	0	0	0	2	2
Sebastian	0	0	0	5	2	7
Sharp	0	0	0	0	3	3
Stone	0	0	0	1	1	2
Union	0	0	0	1	1	2
Van Buren	0	0	0	0	1	1
Washington	0	0	0	4	8	12
White	0	0	0	3	10	13
Yell	0	0	0	0	1	1
TOTAL	0	0	11	157	201	369

ARKANSAS DEPARTMENT OF HEALTH

Division of Healthcare Related
Boards & Commissions

Arkansas State Board of Nursing

1123 S. University, Suite 800

Little Rock, AR 72204

501.686.2700

www.arsbn.org

